


4005 m.

## Valencia Moto2™ &amp; Moto3™ Official Test

## Session 1

## Classification

3

	Rider	Nation	Team	Motorcycle	Time	Lap Total	Gap	Top Speed
1	96 Daniel HOLGADO	SPA	Red Bull KTM Tech3	KTM	<b>1'38.239</b>	18 19		<b>230.7</b>
2	99 José Antonio RUEDA	SPA	Red Bull KTM Ajo	KTM	<b>1'38.572</b>	19 21	0.333 0.333	<b>232.2</b>
3	31 Adrian FERNANDEZ	SPA	Leopard Racing	HONDA	<b>1'38.649</b>	24 29	0.410 0.077	<b>231.5</b>
4	48 Ivan ORTOLÁ	SPA	MT Helmets - MSI	KTM	<b>1'38.776</b>	17 19	0.537 0.127	<b>229.9</b>
5	18 Matteo BERTELLE	ITA	Rivacold Snipers Team	HONDA	<b>1'38.830</b>	20 23	0.591 0.054	<b>226.9</b>
6	7 Filippo FARIOLI	ITA	SIC58 Squadra Corse	HONDA	<b>1'38.866</b>	22 22	0.627 0.036	<b>227.6</b>
7	95 Collin VEIJER	NED	Liqui Moly Husqvarna Intact GP	HUSQVARNA	<b>1'38.973</b>	24 24	0.734 0.107	<b>230.7</b>
8	58 Luca LUNETTA	ITA	SIC58 Squadra Corse	HONDA	<b>1'38.977</b>	25 26	0.738 0.004	<b>230.7</b>
9	36 Angel PIQUERAS	SPA	Leopard Racing	HONDA	<b>1'39.106</b>	22 26	0.867 0.129	<b>232.2</b>
10	85 Xabi ZURUTUZA	SPA	Red Bull KTM Ajo	KTM	<b>1'39.133</b>	23 25	0.894 0.027	<b>233.8</b>
11	6 Ryusei YAMANAKA	JPN	MT Helmets - MSI	KTM	<b>1'39.148</b>	21 22	0.909 0.015	<b>227.6</b>
12	64 David MUÑOZ	SPA	BOE Motorsports	KTM	<b>1'39.162</b>	6 15	0.923 0.014	<b>230.7</b>
13	22 David ALMANSA	SPA	Rivacold Snipers Team	HONDA	<b>1'39.191</b>	14 18	0.952 0.029	<b>233.0</b>
14	66 Joel KELSO	AUS	BOE Motorsports	KTM	<b>1'39.299</b>	20 20	1.060 0.108	<b>229.2</b>
15	78 Joel ESTEBAN	SPA	Gaviota GASGAS Aspar Team	GASGAS	<b>1'39.402</b>	17 19	1.163 0.103	<b>227.6</b>
16	12 Jacob ROULSTONE	AUS	Red Bull KTM Tech 3	KTM	<b>1'39.422</b>	17 17	1.183 0.020	<b>227.6</b>
17	10 Nicola CARRARO	ITA	MTA Team	KTM	<b>1'39.788</b>	18 21	1.549 0.366	<b>228.4</b>
18	5 Tatchakorn BUASRI	THA	Honda Team Asia	HONDA	<b>1'39.792</b>	20 20	1.553 0.004	<b>229.9</b>
19	24 Tatsuki SUZUKI	JPN	Liqui Moly Husqvarna Intact GP	HUSQVARNA	<b>1'39.869</b>	15 16	1.630 0.077	<b>228.4</b>
20	8 Eddie O'SHEA	GBR	VisionTrack Racing Team	HONDA	<b>1'40.185</b>	21 22	1.946 0.316	<b>229.2</b>
21	55 Noah DETTWILER	SWI	CIP Green Power	KTM	<b>1'40.282</b>	19 19	2.043 0.097	<b>225.4</b>
22	72 Taiyo FURUSATO	JPN	Honda Team Asia	HONDA	<b>1'40.627</b>	10 16	2.388 0.345	<b>225.4</b>
<b>No time set</b>								
	20 Lorenzo FELLON	FRA	CIP Green Power	KTM				
	80 David ALONSO	COL	Gaviota GASGAS Aspar Team	GASGAS				

Practice condition: **Dry**Air: **18°**Humidity: **40%**Ground: **17°**

<b>Fastest Lap:</b>	Lap: 18	<b>Daniel HOLGADO</b>	<b>1'38.239</b>	146.7 Km/h
<b>Best Race Lap:</b>	2023	<b>David ALONSO</b>	<b>1'38.438</b>	146.4 Km/h
<b>All Time Lap Record:</b>	2024	<b>Daniel HOLGADO</b>	<b>1'38.239</b>	146.7 Km/h

The results are provisional until the end of the limit for protest and appeals.

Time limit for protest expires 60' after publication of the results - ..... Time: .....

These data/results cannot be reproduced, stored and/or transmitted in whole or in part by any manner of electronic, mechanical, photocopying, recording, broadcasting or otherwise now known or herein after developed without the previous express consent by the copyright owner, except for reproduction in daily press and regular printed publications on sale to the public within 60 days of the event related to those data/results and always provided that copyright symbol appears together as follows below.

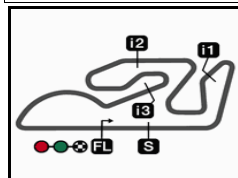
© DORNA, 2024

Official MotoGP Timing by TISSOT

www.motogp.com

Cheste, Monday, November 27, 2023





4005 m.

## Valencia Moto2™ &amp; Moto3™ Official Test

## Session 1

## Top Speed &amp; Average

4



Rider	Nation	Motorcycle	Top 5 speeds					Average	Top
85 Xabi ZURUTUZA	SPA	KTM	233.8	232.2	232.2	231.5	230.7	232.1	233.8
22 David ALMANSA	SPA	HONDA	233.0	231.5	229.9	229.2	228.4	229.8	233.0
36 Angel PIQUERAS	SPA	HONDA	232.2	230.7	230.7	229.2	229.2	230.1	232.2
99 José Antonio RUEDA	SPA	KTM	232.2	230.7	230.7	229.9	229.9	230.7	232.2
31 Adrian FERNANDEZ	SPA	HONDA	231.5	229.2	228.4	228.4	228.4	229.1	231.5
58 Luca LUNETTA	ITA	HONDA	230.7	229.2	229.2	228.4	228.4	229.2	230.7
64 David MUÑOZ	SPA	KTM	230.7	229.9	229.2	229.2	229.2	229.5	230.7
95 Collin VEIJER	NED	HUSQVARNA	230.7	229.9	229.9	229.9	229.2	229.7	230.7
96 Daniel HOLGADO	SPA	KTM	230.7	229.9	229.9	229.2	228.4	229.3	230.7
5 Tatchakorn BUASRI	THA	HONDA	229.9	229.2	228.4	228.4	227.6	228.7	229.9
48 Ivan ORTOLÁ	SPA	KTM	229.9	229.2	226.9	226.9	226.9	228.0	229.9
8 Eddie O'SHEA	GBR	HONDA	229.2	228.4	228.4	227.6	227.6	228.0	229.2
66 Joel KELSO	AUS	KTM	229.2	227.6	227.6	226.9	226.9	227.6	229.2
10 Nicola CARRARO	ITA	KTM	228.4	227.6	227.6	227.6	226.9	227.6	228.4
24 Tatsuki SUZUKI	JPN	HUSQVARNA	228.4	227.6	226.1	225.4	225.4	226.6	228.4
6 Ryusei YAMANAKA	JPN	KTM	227.6	227.6	225.4	224.7	224.7	225.8	227.6
7 Filippo FARIOLI	ITA	HONDA	227.6	226.1	225.4	225.4	224.7	225.3	227.6
12 Jacob ROULSTONE	AUS	KTM	227.6	226.9	226.9	226.9	226.9	227.0	227.6
78 Joel ESTEBAN	SPA	GASGAS	227.6	226.9	226.9	226.1	226.1	226.7	227.6
18 Matteo BERTELLE	ITA	HONDA	226.9	226.1	225.4	225.4	224.7	225.2	226.9
55 Noah DETTWILER	SWI	KTM	225.4	221.8	221.8	221.8		222.7	225.4
72 Taiyo FURUSATO	JPN	HONDA	225.4	224.7	223.9	223.9	223.2	224.2	225.4

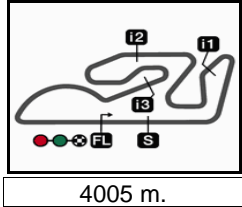
These data/results cannot be reproduced, stored and/or transmitted in whole or in part by any manner of electronic, mechanical, photocopying, recording, broadcasting or otherwise now known or herein after developed without the previous express consent by the copyright owner, except for reproduction in daily press and regular printed publications on sale to the public within 60 days of the event related to those data/results and always provided that copyright symbol appears together as follows below.

© DORNA, 2024

Official MotoGP Timing by TISSOT  
www.motogp.com



Cheste, Monday, November 27, 2023



## Valencia Moto2™ & Moto3™ Official Test

### Session 1

# Chronological Analysis of Performances

5

\* Lap / Sector time cancelled

T1 Time from finish line to 1st intermediate

T3 Time from 2nd intermed. to 3rd intermed.

P Crossing the finish line in pit lane

T2 Time from 1st intermed. to 2nd intermed.

T4 Time from 3rd intermediate to finish line

Lap	Lap Time	T1	T2	T3	T4	Speed	Lap	Lap Time	T1	T2	T3	T4	Speed
<b>1st 96 Daniel HOLGADO</b> Red Bull KTM Tech3 SPA Full laps=14							<b>3rd 31 Adrian FERNANDEZ</b> Leopard Racing SPA Full laps=24						
1	7'56.760	24.404	28.447	23.740	27.727		1	<b>2'36.923</b>	22.647	27.496	23.455	27.602	
2	<b>1'40.333</b>	23.303	26.721	23.007	27.302	228.4	2	1'40.193	23.133	26.465	23.109	27.486	231.5
3	<b>1'39.748</b>	23.082	26.500	22.917	27.249	228.4	3	<b>1'39.702</b>	23.096	26.460	22.950	27.196	228.4
4	<b>1'39.316</b>	23.016	26.272	22.754	27.274	229.9	4	<b>1'39.326</b>	22.990	26.340	22.898	27.098	229.2
5	<b>1'39.116</b>	22.898	26.259	22.740	27.219	227.6	5	<b>1'39.265</b>	22.904	26.302	22.830	27.229	227.6
6	<b>1'39.005</b>	22.857	26.168	22.881	27.099	229.2	6	<b>1'39.883</b>	22.887	26.722	23.025	27.249	228.4
7	1'48.197 P	<b>24.562</b>	<b>27.705</b>	<b>24.661</b>	<b>31.269</b>	<b>226.1</b>	7	<b>1'39.304</b>	22.917	26.215	22.806	27.366	227.6
8	17'18.722	25.474	27.300	23.212	27.463		8	<b>1'40.231</b>	23.549	26.407	22.859	27.416	225.4
9	<b>1'39.292</b>	22.980	26.431	22.757	27.124	228.4	9	<b>1'39.505</b>	22.926	26.243	23.017	27.319	226.9
10	<b>1'39.391</b>	22.957	26.405	22.751	27.278	226.9	10	<b>1'39.483</b>	23.024	26.304	22.888	27.267	226.1
11	<b>1'39.565</b>	23.079	26.434	22.794	27.258	227.6	11	<b>1'39.463</b>	22.953	26.306	22.864	27.340	226.1
12	<b>1'39.344</b>	23.027	26.275	22.783	27.259	226.9	12	<b>1'39.332</b>	22.970	26.245	22.849	27.268	226.9
13	<b>1'39.217</b>	22.949	26.321	22.811	27.136	227.6	13	<b>1'39.222</b>	22.908	26.246	22.823	27.245	226.9
14	<b>1'39.010</b>	22.890	26.252	22.705	27.163	227.6	14	<b>1'39.664</b>	22.969	26.310	22.823	27.562	226.1
15	1'43.529 P	<b>23.834</b>	<b>26.422</b>	<b>22.744</b>	<b>30.529</b>	<b>225.4</b>	15	<b>1'46.349</b> P	23.470	26.797	23.346	32.736	226.9
16	8'39.402	23.290	27.787	23.128	27.365		16	9'38.648 *	<b>22.938</b>	<b>26.832</b>	<b>23.022</b>	<b>27.424</b>	
17	<b>1'38.347</b>	22.770	26.051	22.586	26.940	229.9	17	1'39.788	23.137	26.393	22.914	27.344	226.1
18	<b>1'38.239</b>	<b>22.642</b>	26.050	22.638	<b>26.909</b>	227.6	18	<b>1'39.650</b>	23.060	26.333	22.885	27.372	227.6
19	<b>1'38.366</b>	22.657	<b>26.049</b>	<b>22.566</b>	27.094	<b>230.7</b>	19	<b>1'39.658</b>	23.052	26.382	22.864	27.360	228.4
<b>2nd 99 José Antonio RUED</b> Red Bull KTM Ajo SPA Full laps=14							<b>4th 48 Ivan ORTOLÁ</b> MT Helmets - MSI SPA Full laps=12						
1	2'49.704	23.887	27.561	23.601	27.790		1	<b>2'32.131</b>	23.781	28.156	24.154	28.127	
2	<b>1'40.277</b>	23.330	26.569	23.068	27.310	228.4	2	1'40.924	23.559	26.689	23.189	27.487	226.9
3	<b>1'39.573</b>	23.108	26.288	22.858	27.319	230.7	3	<b>1'39.925</b>	23.093	26.551	23.004	27.277	226.9
4	<b>1'39.240</b>	23.002	26.195	22.850	27.193	226.1	4	<b>1'45.155</b> P	23.922	26.791	23.481	30.961	229.2
5	<b>1'39.185</b>	22.945	26.162	22.852	27.226	228.4	5	8'04.563 *	<b>23.953</b>	26.900	23.315	<b>27.463</b>	
6	1'41.923 P	22.998	26.150	23.059	29.716	228.4	6	1'39.632	23.048	26.340	23.039	27.205	226.1
7	12'42.018	22.346	26.865	23.103	27.418		7	<b>1'39.410</b>	23.014	26.312	22.744	27.340	225.4
8	<b>1'39.136</b>	23.021	26.244	22.762	27.109	228.4	8	<b>1'39.475</b>	23.067	26.240	22.908	27.260	226.1
9	<b>1'39.140</b>	22.865	26.188	22.791	27.296	<b>232.2</b>	9	<b>1'39.194</b>	22.931	26.268	22.835	27.160	226.1
10	<b>1'38.987</b>	22.994	26.060	22.648	27.285	228.4	10	<b>1'45.662</b> P	23.626	26.846	23.665	31.525	225.4
11	1'42.084 P	22.992	26.636	23.005	29.451	229.2	11	15'46.215 *	<b>25.774</b>	<b>26.947</b>	<b>23.072</b>	<b>28.300</b>	
12	10'07.170	21.144	26.795	23.000	27.483		12	1'39.677	23.188	26.225	22.962	27.302	226.1
13	<b>1'39.550</b>	23.059	26.310	22.779	27.402	229.2							
14	<b>1'39.625</b>	23.045	26.408	22.809	27.363	228.4							
15	<b>1'40.064</b>	23.240	26.464	22.927	27.433	227.6							
16	1'48.940 P	<b>27.554</b>	<b>27.825</b>	<b>23.518</b>	<b>30.043</b>	<b>226.1</b>							
17	7'10.648	23.219	31.145	24.642	27.381								
18	<b>1'38.796</b>	22.866	26.283	22.621	<b>27.026</b>	226.9							
19	<b>1'38.572</b>	<b>22.755</b>	26.100	22.622	27.095	229.9							
20	<b>1'38.644</b>	22.795	<b>26.027</b>	<b>22.450</b>	27.372	230.7							
21	<b>1'38.708</b>	22.860	26.065	22.631	27.152	229.9							

**Fastest Lap:** Daniel HOLGADO Red Bull KTM Tech3 SPA **1'38.239** 22.642 26.050 22.638 26.909

These data/results cannot be reproduced, stored and/or transmitted in whole or in part by any manner of electronic, mechanical, photocopying, recording, broadcasting or otherwise now known or herein after developed without the previous express consent by the copyright owner, except for reproduction in daily press and regular printed publications on sale to the public within 60 days of the event related to those data/results and always provided that copyright symbol appears together as follows below.  
© DORNA, 2024

**Session 1**

**Moto3**

Lap	Lap Time	T1	T2	T3	T4	Speed	Lap	Lap Time	T1	T2	T3	T4	Speed
13	1'39.698	23.076	26.392	23.001	27.229	225.4	21	1'39.046	22.966	26.124	22.687	27.269	223.9
14	1'39.642	23.062	26.314	22.913	27.353	226.1	22	1'38.866	22.982	26.088	22.719	27.077	224.7
15	1'47.301 P	26.202	26.705	23.503	30.891	226.1		unfinished	35.622				208.9
16	8'34.059 *	23.608	26.495	22.812	27.395								
17	1'38.776	22.801	26.116	22.649	27.210	226.1	<b>7th 95 Collin VEIJER</b> Liqui Moly Husqvarna NED						
18	1'38.798	22.855	26.155	22.710	27.078	226.9	Full laps=17						
19	1'38.896	22.706	26.294	22.746	27.150	229.9	1	2'27.199	22.574	27.724	23.610	27.796	
							2	1'40.405	23.312	26.651	22.947	27.495	229.9
							3	1'40.665	23.204	26.725	23.296	27.440	227.6
							4	1'39.525	23.040	26.288	22.946	27.251	230.7
							5	1'39.419	23.027	26.291	22.890	27.211	229.9
							6	1'39.135	22.943	26.275	22.764	27.153	228.4
							7	1'43.063	26.083	26.713	22.969	27.298	227.6
							8	1'49.680 P	24.926	27.778	25.099	31.877	227.6
							9	9'13.663	22.211	27.357	23.242	27.760	
							10	1'39.645	23.066	26.346	22.842	27.391	229.2
							11	1'39.508	22.992	26.287	22.905	27.324	228.4
							12	1'43.937	23.040	29.529	23.591	27.777	228.4
							13	1'39.923	23.170	26.471	22.877	27.405	229.2
							14	1'44.238 P	22.962	26.536	24.078	30.662	228.4
							15	8'49.671	22.517	27.373	23.196	27.658	
							16	1'40.097	23.195	26.493	23.023	27.386	227.6
							17	1'40.454	23.203	26.673	23.055	27.523	226.9
							18	1'40.808	23.299	26.661	23.134	27.714	226.9
							19	1'48.146 P	25.010	27.824	24.603	30.709	226.9
							20	6'28.707	22.409	27.846	24.177	27.593	
							21	1'40.323	23.159	26.856	22.967	27.341	227.6
							22	1'39.230	23.002	26.384	22.744	27.100	229.2
							23	1'40.848	23.205	26.553	23.393	27.697	227.6
							24	1'38.973	23.016	26.246	22.714	26.997	229.9
							<b>8th 58 Luca LUNETTA</b> SIC58 Squadra Corse ITA						
							Full laps=21						
							1	2'38.447	29.123	29.061	26.400	28.781	
							2	1'42.862	24.029	27.413	23.617	27.803	225.4
							3	1'41.000	23.402	26.696	23.296	27.606	227.6
							4	1'40.250	23.262	26.565	23.089	27.334	226.9
							5	1'40.179	23.120	26.524	23.186	27.349	228.4
							6	1'44.032 P	23.263	26.441	23.043	31.285	229.2
							7	5'59.010	25.898	28.050	23.738	28.087	
							8	1'40.920	23.406	26.718	23.088	27.708	223.9
							9	1'40.324	23.241	26.486	23.068	27.529	223.9
							10	1'39.746	23.129	26.370	22.908	27.339	224.7
							11	1'39.778	23.114	26.324	22.794	27.546	224.7
							12	1'39.682	23.097	26.387	22.817	27.381	223.2
							13	1'41.735	23.179	26.645	23.970	27.941	224.7
							14	1'40.147	23.163	26.467	22.885	27.632	224.7
							15	1'44.253 P	24.156	26.759	23.140	30.198	223.9
							16	12'58.007	26.579	28.273	30.014	28.825	
							17	1'41.408	23.766	26.959	23.146	27.537	226.1
							18	1'41.090	23.937	26.682	22.920	27.551	224.7
							19	1'40.222	23.307	26.499	22.986	27.430	224.7
							20	1'39.712	23.172	26.398	22.819	27.323	225.4
							21	1'39.131	23.022	26.204	22.652	27.253	226.1
							22	1'39.154	23.075	26.231	22.629	27.219	224.7
							23	1'42.836	23.095	26.263	23.137	30.341	225.4

<b>Fastest Lap:</b>	Daniel HORGADO	Red Bull KTM Tech3	SPA	1'38.239	22.642	26.050	22.638	26.909
---------------------	----------------	--------------------	-----	----------	--------	--------	--------	--------

These data/results cannot be reproduced, stored and/or transmitted in whole or in part by any manner of electronic, mechanical, photocopying, recording, broadcasting or otherwise now known or herein after developed without the previous express consent by the copyright owner, except for reproduction in daily press and regular printed publications on sale to the public within 60 days of the event related to those data/results and always provided that copyright symbol appears together as follows below.

© DORNA, 2024

Official MotoGP Timing by TISSOT  
www.motogp.com

Cheste, Monday, November 27, 2023



# Session 1

# Moto3

Lap	Lap Time	T1	T2	T3	T4	Speed	Lap	Lap Time	T1	T2	T3	T4	Speed							
24	<b>1'39.104</b>	23.018	26.305	<b>22.628</b>	27.153	228.4	22	<b>1'40.399</b>	23.174	26.815	23.144	27.266	232.2							
25	<b>1'38.977</b>	<b>22.978</b>	<b>26.141</b>	22.726	<b>27.132</b>	229.2	23	<b>1'39.133</b>	<b>22.962</b>	<b>26.292</b>	<b>22.855</b>	<b>27.024</b>	231.5							
26	<b>1'39.174</b>	22.990	26.193	22.733	27.258	<b>230.7</b>	24	<b>1'39.666</b>	23.075	26.429	22.865	27.297	230.7							
<b>9th 36 Angel PIQUERAS</b> Leopard Racing SPA Full laps=21							<b>11th 6 Ryusei YAMANAKA</b> MT Helmets - MSI JPN Full laps=17													
1	<b>3'04.223</b>	23.591	29.116	24.544	28.239		1	<b>2'20.589</b>	23.539	27.516	23.610	27.880								
2	<b>1'42.225</b>	23.670	27.354	23.529	27.672	226.1	2	<b>1'40.795</b>	23.462	26.725	23.076	27.532	223.9							
3	<b>1'41.090</b>	23.330	26.869	23.373	27.518	226.9	3	<b>1'40.164</b>	23.415	26.447	22.903	27.399	223.9							
4	<b>1'40.439</b>	23.242	26.652	23.150	27.395	227.6	4	<b>1'39.689</b>	23.132	26.305	22.965	<b>27.287</b>	224.7							
5	<b>1'40.191</b>	23.108	26.650	23.146	27.287	228.4	5	<b>1'39.630</b>	23.082	26.311	22.880	27.357	223.9							
6	<b>1'40.083</b>	23.142	26.578	23.045	27.318	227.6	6	<b>1'39.712</b>	23.015	26.454	22.810	27.433	223.2							
7	<b>1'40.135</b>	23.205	26.512	22.988	27.430	227.6	7	<b>1'40.210</b>	23.082	26.202	23.388	27.538	223.9							
8	<b>1'48.557</b> P	23.601	27.778	24.127	33.051	228.4	8	<b>1'39.688</b>	23.095	26.249	22.985	27.359	223.2							
9	<b>8'33.456</b> *	23.925	28.013	24.530	28.197		9	<b>1'39.631</b>	23.024	26.320	22.835	27.452	223.9							
10	<b>1'42.740</b>	23.250	26.741	24.322	28.427	225.4	10	<b>1'46.894</b> P	23.032	26.321	23.287	<b>34.254</b>	223.9							
11	<b>1'39.268</b>	23.038	26.279	22.802	27.149	<b>232.2</b>	11	<b>9'23.176</b>	24.969	26.964	23.117	27.920								
12	<b>1'39.408</b>	22.936	26.380	22.797	27.295	228.4	12	<b>1'40.804</b>	23.519	26.627	22.974	27.684	221.8							
13	<b>1'44.184</b>	24.238	27.303	23.728	28.915	229.2	13	<b>1'40.305</b>	23.148	26.515	22.936	27.706	223.9							
14	<b>1'39.468</b>	22.964	26.320	22.971	27.213	230.7	14	<b>1'40.137</b>	23.103	26.405	22.851	27.778	223.2							
15	<b>1'44.882</b> P	23.143	26.876	23.327	31.536	229.2	15	<b>1'40.692</b>	23.352	26.603	23.005	27.732	222.5							
16	<b>9'52.007</b> *	23.609	27.453	23.296	27.454		16	<b>1'40.682</b>	23.416	26.586	22.954	27.726	222.5							
17	<b>1'45.122</b>	23.050	27.758	25.270	29.044	228.4	17	<b>1'40.305</b>	23.260	26.516	22.971	27.558	224.7							
18	<b>1'39.477</b>	22.944	26.392	22.815	27.326	230.7	18	<b>1'48.203</b> P	23.321	26.581	23.168	<b>35.133</b>	224.7							
19	<b>1'39.363</b>	22.976	26.379	22.755	27.253	227.6	19	<b>16'31.604</b>	23.818	26.491	22.862	27.338								
20	<b>1'48.101</b>	26.099	28.249	24.200	29.553	227.6	20	<b>1'39.525</b>	23.121	26.251	<b>22.638</b>	27.515	<b>227.6</b>							
21	<b>1'39.373</b>	22.986	26.250	<b>22.754</b>	27.383	229.2	21	<b>1'39.148</b>	<b>22.853</b>	<b>26.110</b>	22.752	27.433	225.4							
22	<b>1'39.106</b>	22.983	<b>26.249</b>	22.759	<b>27.115</b>	228.4	22	<b>1'39.208</b>	22.869	26.204	22.806	27.329	227.6							
23	<b>1'39.541</b>	23.065	26.395	22.830	27.251	228.4	<b>12th 64 David MUÑOZ</b> BOE Motorsports SPA Full laps=9													
24	<b>1'39.473</b>	<b>22.897</b>	26.482	22.801	27.293	229.2	1	<b>2'27.540</b>	24.544	28.421	24.364	28.031								
25	<b>1'39.344</b>	22.932	26.314	22.878	27.220	227.6	2	<b>1'40.354</b>	23.212	26.709	23.070	27.363	<b>230.7</b>							
26	<b>1'39.593</b>	23.000	26.458	22.869	27.266	228.4	3	<b>1'39.989</b>	23.043	26.458	23.042	27.446	229.9							
<b>10th 85 Xabi ZURUTUZA</b> Red Bull KTM Ajo SPA Full laps=18							4	<b>1'39.744</b>	22.928	26.449	23.077	27.290	229.2							
1	<b>2'27.618</b>	24.477	28.482	25.960	28.985		5	<b>1'39.956</b>	23.340	26.362	22.969	27.285	226.9							
2	<b>1'42.144</b>	23.564	27.093	23.759	27.728	<b>233.8</b>	6	<b>1'39.162</b>	<b>22.916</b>	<b>26.219</b>	<b>22.824</b>	<b>27.203</b>	229.2							
3	<b>1'41.445</b>	23.369	27.029	23.412	27.635	232.2	7	<b>1'43.131</b>	23.230	27.797	24.264	27.840	229.2							
4	<b>1'41.066</b>	23.378	26.828	23.363	27.497	229.9	8	<b>1'46.107</b> P	23.115	27.154	23.878	<b>31.960</b>	229.2							
5	<b>1'40.844</b>	23.369	26.646	23.341	27.488	228.4	9	<b>11'50.821</b>	25.016	27.441	23.486	27.734								
6	<b>1'40.684</b>	23.248	26.677	23.328	27.431	228.4	10	<b>1'40.246</b>	23.107	26.509	23.002	27.628	226.1							
7	<b>1'40.793</b>	23.349	26.613	23.132	27.699	227.6	11	<b>1'45.598</b> P	22.996	26.597	24.786	<b>31.219</b>	226.1							
8	<b>1'47.043</b> P	23.683	28.453	24.061	<b>30.846</b>	226.9	12	<b>27'03.237</b>	27.790	27.594	23.695	29.401								
9	<b>8'48.204</b>	28.684	27.499	23.504	27.584		13	<b>1'40.295</b>	23.119	26.634	23.151	27.391	228.4							
10	<b>1'40.004</b>	23.189	26.432	23.026	27.357	229.2	14	<b>1'40.206</b>	22.992	26.638	23.086	27.490	229.2							
11	<b>1'41.836</b>	24.241	26.860	23.157	27.578	229.9	15	<b>1'53.525</b> P	24.533	28.943	25.116	<b>34.933</b>	226.9							
12	<b>1'40.468</b>	23.232	26.647	23.113	27.476	229.2	<b>13th 22 David ALMANSA</b> Rivacold Snipers Tea SPA Full laps=13													
13	<b>1'40.125</b>	23.149	26.491	23.023	27.462	229.2	1	<b>2'38.482</b>	27.279	29.084	26.530	28.335								
14	<b>1'40.378</b>	23.198	26.478	23.163	27.539	229.2	2	<b>1'41.909</b>	23.616	27.185	23.285	27.823	231.5							
15	<b>1'47.371</b> P	23.256	26.636	26.286	<b>31.193</b>	227.6	3	<b>1'40.466</b>	23.415	26.559	23.135	27.357	229.9							
16	<b>9'16.993</b>	23.089	28.853	23.506	27.789		4	<b>1'40.215</b>	23.273	26.437	23.082	27.423	<b>233.0</b>							
17	<b>1'46.371</b>	23.342	29.546	24.918	28.565	227.6	5	<b>1'44.652</b> P	23.328	26.482	23.125	31.717	228.4							
18	<b>1'40.871</b>	23.291	26.770	23.224	27.586	226.9	6	<b>9'46.263</b> *	24.464	26.976	23.053	<b>28.316</b>								
19	<b>1'41.042</b>	23.215	26.699	23.459	27.669	227.6	<b>Fastest Lap:</b> Daniel HOLSADO Red Bull KTM Tech3 SPA <b>1'38.239</b> 22.642 26.050 22.638 26.909													
20	<b>1'47.001</b> P	25.550	27.400	24.036	<b>30.015</b>	226.9	These data/results cannot be reproduced, stored and/or transmitted in whole or in part by any manner of electronic, mechanical, photocopying, recording, broadcasting or otherwise now known or herein after developed without the previous express consent by the copyright owner, except for reproduction in daily press and regular printed publications on sale to the public within 60 days of the event related to those data/results and always provided that copyright symbol appears together as follows below. © DORNA, 2024													
21	<b>4'35.710</b>	21.802	27.724	24.263	27.502		Official MotoGP Timing by TISSOT www.motogp.com Cheste, Monday, November 27, 2023													

**Session 1**

**Moto3**

Lap	Lap Time	T1	T2	T3	T4	Speed	Lap	Lap Time	T1	T2	T3	T4	Speed
7	1'41.653	23.414	26.438	24.091	27.710	223.9	19	1'39.704	22.958	26.389	22.898	27.459	225.4
8	1'39.887	23.187	26.469	22.921	27.310	228.4	<b>16th 12 Jacob ROULSTONE</b> Red Bull KTM Tech 3 AUS Full laps=10						226.9
9	1'39.808	23.075	26.340	22.902	27.491	226.9							226.9
10	1'39.633	23.214	26.271	22.874	27.274	227.6	1	10'41.282	25.494	29.244	24.443	29.073	
11	1'47.909 P	25.424	27.652	23.749	31.084	226.1	2	1'42.722	23.616	27.569	23.760	27.777	226.9
12	23'34.600 *	25.726	27.229	22.975	27.477		3	1'42.015	23.438	27.216	23.437	27.924	226.9
13	1'39.434	23.252	26.190	22.813	27.179	226.9	4	1'44.507 P	23.388	26.981	23.457	30.681	225.4
14	1'39.191	23.104	26.179	22.743	27.165	227.6	5	7'42.170	22.261	27.094	23.208	27.894	
15	1'39.511	23.055	26.338	22.998	27.120	226.1	6	1'40.297	23.299	26.429	23.035	27.534	223.2
16	1'39.253	22.983	26.215	22.893	27.162	228.4	7	1'40.272	23.266	26.570	23.016	27.420	226.9
17	1'39.561	23.065	26.422	22.802	27.272	229.2	8	1'40.820	23.200	26.784	23.206	27.630	226.9
18	1'39.500	23.048	26.353	22.891	27.208	226.9	9	1'40.663	23.188	26.675	23.139	27.661	226.1

14th 66 Joel KELSO		BOE Motorsports AUS				
		Full laps=13				
1	2'36.617	26.159	28.175	24.757	28.101	
2	1'41.866	23.614	26.610	23.600	28.042	226.9
3	1'40.246	23.233	26.444	23.074	27.495	226.9
4	1'39.484	23.161	26.259	22.907	27.157	227.6
5	1'40.806	23.266	26.468	23.314	27.758	229.2
6	1'45.978 P	23.422	26.666	23.643	32.247	226.1
7	12'04.394	25.092	27.063	23.397	27.679	
8	1'40.457	23.191	26.566	23.064	27.636	222.5
9	1'40.616	23.319	26.429	23.135	27.733	225.4
10	1'40.151	23.161	26.407	23.037	27.546	223.9
11	1'42.041	23.256	26.727	23.581	28.477	224.7
12	1'43.308 P	23.223	26.490	23.117	30.478	227.6
13	11'50.995	27.435	27.107	23.245	27.531	
14	1'40.176	23.256	26.513	22.939	27.468	223.2
15	1'40.700	23.286	26.698	23.096	27.620	226.1
16	1'41.333	23.217	26.665	23.263	28.188	223.9
17	1'41.197	23.429	26.703	23.278	27.787	223.2
18	1'51.223 P	26.217	28.180	24.228	32.598	224.7
19	6'26.385	25.123	26.944	23.127	27.410	
20	1'39.299	23.005	26.207	22.723	27.364	225.4

15th 78 Joel ESTEBAN		Gaviota GASGAS As SPA				
		Full laps=14				
1	12'22.136	24.303	29.113	24.307	28.343	
2	1'42.228 *	23.65*	27.211	23.465	27.895	224.7
3	1'40.880	23.014	26.974	23.386	27.506	225.4
4	1'40.778	23.173	26.830	23.185	27.590	226.1
5	1'40.634	23.122	26.737	23.188	27.587	225.4
6	1'40.678	23.148	26.773	23.174	27.583	225.4
7	1'49.888 P	23.948	27.800	24.058	34.082	225.4
8	15'32.725	22.675	27.290	23.315	27.613	
9	1'41.259	23.263	26.982	23.363	27.651	223.9
10	1'41.157	23.376	26.866	23.454	27.461	224.7
11	1'40.276	23.151	26.645	23.029	27.451	226.9
12	1'40.115	23.182	26.531	23.042	27.360	226.9
13	1'40.847	23.280	26.775	23.117	27.675	224.7
14	1'47.894 P	24.163	27.954	23.767	32.010	224.7
15	6'30.450	22.485	26.876	23.124	27.279	
16	1'39.650	22.962	26.511	22.854	27.323	225.4
17	1'39.402	22.925	26.402	22.826	27.249	226.1
18	1'41.341	23.686	27.074	23.023	27.558	227.6

17th 10 Nicola CARRARO		MTA Team ITA				
		Full laps=14				
1	2'32.580	25.236	28.626	24.425	28.166	
2	1'41.755	23.648	26.864	23.515	27.728	227.6
3	1'41.105	23.362	26.830	23.228	27.685	226.9
4	1'41.047	23.239	26.735	23.340	27.733	227.6
5	1'47.702 P	23.121	26.499	23.775	34.307	228.4
6	7'13.250	24.191	27.620	23.560	27.884	
7	1'41.202	23.458	26.765	23.219	27.760	223.2
8	1'40.733	23.235	26.667	23.190	27.641	223.2
9	1'41.155	23.253	26.787	23.331	27.784	223.9
10	1'41.192	23.310	26.771	23.354	27.757	223.9
11	1'40.447	23.177	26.601	23.087	27.582	223.9
12	1'49.951 P	23.720	27.709	24.690	33.832	223.9

18th 5 Tatchakorn BUASRI		Honda Team Asia THA				
		Full laps=15				
1	2'33.070	27.518	28.417	24.204	28.306	
2	1'45.672	23.841	27.214	26.584	28.033	228.4
3	1'41.855	23.491	27.068	23.440	27.856	229.9
4	1'41.279	23.667	26.670	23.351	27.591	226.1
5	1'40.682	23.380	26.666	23.126	27.510	228.4
6	1'42.688	23.635	27.107	23.591	28.355	226.1
7	1'41.324	23.424	26.816	23.312	27.772	225.4
8	1'40.854	23.416	26.666	23.118	27.654	224.7

<b>Fastest Lap:</b> Daniel HOLTADO	Red Bull KTM Tech3	SPA	1'38.239	22.642	26.050	22.638	26.909
------------------------------------	--------------------	-----	----------	--------	--------	--------	--------

These data/results cannot be reproduced, stored and/or transmitted in whole or in part by any manner of electronic, mechanical, photocopying, recording, broadcasting or otherwise now known or herein after developed without the previous express consent by the copyright owner, except for reproduction in daily press and regular printed publications on sale to the public within 60 days of the event related to those data/results and always provided that copyright symbol appears together as follows below.  
© DORNA, 2024



# Session 1

# Moto3


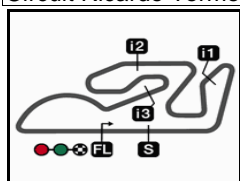
Lap	Lap Time	T1	T2	T3	T4	Speed	Lap	Lap Time	T1	T2	T3	T4	Speed
9	<b>1'40.709</b>	23.287	26.622	23.202	27.598	226.1							
10	1'50.244 P	24.642	28.550	25.066	31.986	223.2	<b>21st</b>	<b>55</b>	Noah DETTWILER		CIP Green Power	SWI	
11	19'14.829	26.088	28.475	25.300	28.101								
12	<b>1'41.581</b>	23.565	26.825	23.232	27.959	226.1	1	<b>2'45.912</b> P					
13	<b>1'41.107</b>	23.377	26.724	23.083	27.923	223.9	2	1'43.777					
14	<b>1'40.775</b>	23.315	26.587	23.162	27.711	227.6	3	<b>1'42.252</b>					
15	<b>1'42.451</b>	23.859	27.478	23.318	27.796	225.4	4	<b>1'41.676</b>					
16	<b>1'40.783</b>	23.350	26.626	23.140	27.667	226.9	5	<b>1'41.667</b>					
17	1'52.067 P	24.950	28.339	25.536	33.242	223.2	6	<b>1'41.119</b>					
18	9'13.682	25.067	28.419	23.522	27.838		7	<b>1'41.200</b>					
19	<b>1'43.972</b>	23.354	26.543	23.136	30.939	226.9	8	<b>1'41.258</b>					
20	<b>1'39.792</b>	23.099	26.399	23.047	27.247	229.2	9	<b>17'04.756</b>					
							10	<b>1'41.360</b>					
							11	<b>1'41.199</b>					
							12	<b>1'41.280</b>					
							13	<b>1'42.435</b>					
							14	<b>1'41.116</b>					
<b>19th</b>	<b>24</b>	Tatsuki SUZUKI		Liqui Moly Husqvarna		JPN	15	<b>14'16.546</b>	24.152	26.909	23.328	28.006	
				Full laps=9			16	1'44.208 *	23.45*	26.731	26.093	27.929	221.8
1	<b>5'23.137</b>	28.158	30.018	25.928	29.230		17	<b>1'40.717</b>	23.307	26.654	23.108	27.648	221.8
2	1'44.601	24.518	27.761	24.180	28.142	223.9	18	<b>1'40.864</b>	23.328	26.919	23.021	27.596	221.8
3	<b>1'42.427</b>	23.814	27.187	23.578	27.848	223.2	19	<b>1'40.282</b>	23.132	26.547	23.032	27.571	225.4
4	<b>1'41.903</b>	23.693	26.859	23.526	27.825	223.9							
5	<b>2'04.032</b> P	27.376	31.956	26.657	38.043	222.5							
6	13'59.054 *	24.472	27.489	23.549	28.032								
7	1'40.821	23.615	26.502	23.090	27.614	224.7							
8	<b>1'40.875</b>	23.378	26.583	23.208	27.706	226.1							
9	<b>1'53.403</b> P	23.529	26.507	23.329	40.038	225.4							
10	11'38.585 *	30.824	28.897	23.520	27.958								
11	1'43.798	23.714	26.639	23.100	30.345	225.4							
12	<b>1'41.495</b>	23.664	26.693	23.240	27.898	223.2							
13	<b>1'56.785</b> P	26.459	28.502	27.722	34.102	223.9							
14	8'03.660 *	26.426	27.662	23.060	27.612								
15	1'39.869	23.249	26.349	22.822	27.449	227.6							
16	<b>1'40.581</b>	23.298	26.410	23.073	27.800	228.4							
<b>20th</b>	<b>8</b>	Eddie O'SHEA		VisionTrack Racing T		GBR	<b>22nd</b>	<b>72</b>	Taiyo FURUSATO		Honda Team Asia	JPN	
				Full laps=15					Full laps=11				
1	2'26.356	25.318	29.227	24.944	28.855		1	2'22.166	25.421	28.002	24.070	28.395	
2	<b>1'43.285</b>	24.328	27.387	23.758	27.812	226.1	2	<b>1'42.413</b>	23.893	27.165	23.410	27.945	223.2
3	<b>1'42.379</b>	23.810	27.109	23.523	27.937	226.1	3	<b>1'41.787</b>	23.490	26.854	23.490	27.953	222.5
4	<b>1'41.210</b>	23.617	26.702	23.508	27.383	228.4	4	<b>1'41.297</b>	23.492	26.691	23.378	27.736	222.5
5	<b>1'41.131</b>	23.488	26.641	23.358	27.644	228.4	5	<b>1'40.946</b>	23.638	26.588	23.200	27.520	221.0
6	1'46.671 P	23.440	27.271	23.387	32.573	227.6	6	1'45.555 P	23.247	27.052	23.785	31.471	222.5
7	9'28.111	27.521	27.142	23.565	27.609		7	19'22.408	24.900	27.411	23.627	27.648	
8	<b>1'40.773</b>	23.279	26.624	23.220	27.650	226.1	8	<b>1'40.906</b>	23.293	26.641	23.325	27.647	223.9
9	<b>1'40.515</b>	23.292	26.491	23.272	27.460	226.1	9	<b>1'41.364</b>	24.016	26.615	23.086	27.647	222.5
10	<b>1'40.542</b>	23.349	26.573	23.195	27.425	226.1	10	<b>1'40.627</b>	23.359	26.640	22.944	27.684	220.3
11	<b>1'40.343</b>	23.163	26.359	23.169	27.652	227.6	11	<b>1'41.485</b>	23.377	26.747	23.069	28.292	221.8
12	1'45.998 P	23.525	27.093	23.514	31.866	227.6	12	1'43.815 P	23.358	26.504	23.033	30.920	225.4
13	13'43.651	26.323	27.230	23.368	27.674		13	16'34.785	25.201	26.827	23.313	27.732	
14	<b>1'42.650</b>	23.648	26.690	23.289	29.023	225.4	14	<b>1'42.734</b>	23.320	26.717	23.855	28.842	221.8
15	<b>1'41.296</b>	23.381	26.601	23.228	28.086	229.2	15	<b>1'40.763</b>	23.309	26.606	23.185	27.663	224.7
16	<b>1'40.790</b>	23.316	26.540	23.265	27.669	226.9	16	<b>1'40.995</b>	23.296	26.882	23.057	27.760	223.9
17	<b>1'41.770</b>	23.491	26.881	23.502	27.896	226.9							
18	1'45.866 P	23.596	26.862	23.595	31.813	226.1							
19	5'21.703	27.224	27.543	23.769	28.382								
20	<b>1'40.475</b>	23.314	26.576	23.183	27.402	226.9							
21	<b>1'40.185</b>	23.260	26.476	23.033	27.416	227.6							
22	<b>1'40.440</b>	23.285	26.536	23.082	27.537	227.6							

**Fastest Lap:** Daniel HORGADO Red Bull KTM Tech3 SPA **1'38.239** 22.642 26.050 22.638 26.909

These data/results cannot be reproduced, stored and/or transmitted in whole or in part by any manner of electronic, mechanical, photocopying, recording, broadcasting or otherwise now known or herein after developed without the previous express consent by the copyright owner, except for reproduction in daily press and regular printed publications on sale to the public within 60 days of the event related to those data/results and always provided that copyright symbol appears together as follows below.  
© DORNA, 2024



Circuit Ricardo Tormo

Results and timing service provided by  TISSOT

4005 m.

## Valencia Moto2™ &amp; Moto3™ Official Test

## Session 1

## Best Partial Times

Moto3™

*IT* Ideal Lap Time, sum of the best partial times*BT* Best Lap Time

<i>T1</i>		<i>T2</i>		<i>T3</i>		<i>T4</i>				<i>IT</i>	<i>BT</i>	
Pos	Rider	Time	Rider	Time	Rider	Time	Rider	Time	Pos	Rider		
1	D.HOLGADO	22.642	J.RUEDA	26.027	J.RUEDA	22.450	D.HOLGADO	26.909	1	D.HOLGADO	1'38.166	1'38.239 (1)
2	I.ORTOLÁ	22.706	D.HOLGADO	26.049	D.HOLGADO	22.566	C.VEIJER	26.997	2	J.RUEDA	1'38.258	1'38.572 (2)
3	J.RUEDA	22.755	F.FARIOLI	26.088	L.LUNETTA	22.628	A.FERNANDEZ	27.014	3	A.FERNANDEZ	1'38.540	1'38.649 (3)
4	A.FERNANDEZ	22.793	A.FERNANDEZ	26.092	R.YAMANAKA	22.638	X.ZURUTUZA	27.024	4	I.ORTOLÁ	1'38.549	1'38.776 (4)
5	R.YAMANAKA	22.853	R.YAMANAKA	26.110	A.FERNANDEZ	22.641	J.RUEDA	27.026	5	F.FARIOLI	1'38.801	1'38.866 (6)
6	M.BERTELLE	22.854	I.ORTOLÁ	26.116	I.ORTOLÁ	22.649	F.FARIOLI	27.077	6	M.BERTELLE	1'38.821	1'38.830 (5)
7	A.PIQUERAS	22.897	L.LUNETTA	26.141	F.FARIOLI	22.687	I.ORTOLÁ	27.078	7	L.LUNETTA	1'38.879	1'38.977 (8)
8	D.MUÑOZ	22.916	M.BERTELLE	26.156	C.VEIJER	22.714	M.BERTELLE	27.086	8	R.YAMANAKA	1'38.888	1'39.148 (11)
9	J.ESTEBAN	22.925	D.ALMANSA	26.179	J.KELSO	22.723	A.PIQUERAS	27.115	9	C.VEIJER	1'38.900	1'38.973 (7)
10	C.VEIJER	22.943	J.KELSO	26.207	M.BERTELLE	22.725	D.ALMANSA	27.120	10	A.PIQUERAS	1'39.015	1'39.106 (9)
11	F.FARIOLI	22.949	D.MUÑOZ	26.219	D.ALMANSA	22.743	L.LUNETTA	27.132	11	D.ALMANSA	1'39.025	1'39.191 (13)
12	X.ZURUTUZA	22.962	C.VEIJER	26.246	A.PIQUERAS	22.754	J.KELSO	27.157	12	J.KELSO	1'39.092	1'39.299 (14)
13	J.ROULSTONE	22.965	A.PIQUERAS	26.249	J.ROULSTONE	22.810	D.MUÑOZ	27.203	13	X.ZURUTUZA	1'39.133	1'39.133 (10)
14	L.LUNETTA	22.978	X.ZURUTUZA	26.292	T.SUZUKI	22.822	T.BUASRI	27.247	14	D.MUÑOZ	1'39.162	1'39.162 (12)
15	D.ALMANSA	22.983	N.CARRARO	26.296	D.MUÑOZ	22.824	J.ROULSTONE	27.248	15	J.ESTEBAN	1'39.389	1'39.402 (15)
16	J.KELSO	23.005	T.SUZUKI	26.349	J.ESTEBAN	22.826	J.ESTEBAN	27.249	16	J.ROULSTONE	1'39.422	1'39.422 (16)
17	T.BUASRI	23.099	E.O'SHEA	26.359	X.ZURUTUZA	22.855	R.YAMANAKA	27.287	17	N.CARRARO	1'39.720	1'39.788 (17)
18	N.CARRARO	23.121	J.ESTEBAN	26.389	N.CARRARO	22.861	E.O'SHEA	27.383	18	T.BUASRI	1'39.792	1'39.792 (18)
19	N.DETTWILER	23.132	T.BUASRI	26.399	T.FURUSATO	22.944	N.CARRARO	27.442	19	T.SUZUKI	1'39.869	1'39.869 (19)
20	E.O'SHEA	23.163	J.ROULSTONE	26.399	N.DETTWILER	23.021	T.SUZUKI	27.449	20	E.O'SHEA	1'39.938	1'40.185 (20)
21	T.FURUSATO	23.247	T.FURUSATO	26.504	E.O'SHEA	23.033	T.FURUSATO	27.520	21	T.FURUSATO	1'40.215	1'40.627 (22)
22	T.SUZUKI	23.249	N.DETTWILER	26.547	T.BUASRI	23.047	N.DETTWILER	27.571	22	N.DETTWILER	1'40.271	1'40.282 (21)

These data/results cannot be reproduced, stored and/or transmitted in whole or in part by any manner of electronic, mechanical, photocopying, recording, broadcasting or otherwise now known or herein after developed without the previous express consent by the copyright owner, except for reproduction in daily press and regular printed publications on sale to the public within 60 days of the event related to those data/results and always provided that copyright symbol appears together as follows below.

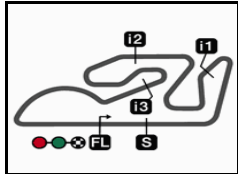
© DORNA, 2024

Official MotoGP Timing by TISSOT  
www.motogp.com

motoEJ







4005 m.

## Valencia Moto2™ & Moto3™ Official Test

### Session 1

### Fastest Laps Sequence

<i>Practice Time</i>	 <i>Rider</i>	<i>Nation</i>	<i>Motorcycle</i>	<i>Time</i>	<i>Km/h</i>	<i>Rider's Lap</i>
<b>4'01.384</b>	6 Ryusei YAMANAKA	JPN	KTM	<b>1'40.795</b>	143.0	2
<b>4'07.604</b>	95 Collin VEIJER	NED	HUSQVARNA	<b>1'40.405</b>	143.5	2
<b>4'07.894</b>	64 David MUÑOZ	SPA	KTM	<b>1'40.354</b>	143.6	2
<b>4'17.116</b>	31 Adrian FERNANDEZ	SPA	HONDA	<b>1'40.193</b>	143.9	2
<b>5'41.548</b>	6 Ryusei YAMANAKA	JPN	KTM	<b>1'40.164</b>	143.9	3
<b>5'47.883</b>	64 David MUÑOZ	SPA	KTM	<b>1'39.989</b>	144.1	3
<b>5'52.980</b>	48 Ivan ORTOLÁ	SPA	KTM	<b>1'39.925</b>	144.2	3
<b>5'56.818</b>	31 Adrian FERNANDEZ	SPA	HONDA	<b>1'39.702</b>	144.6	3
<b>6'09.554</b>	99 José Antonio RUEDA	SPA	KTM	<b>1'39.573</b>	144.7	3
<b>7'27.794</b>	95 Collin VEIJER	NED	HUSQVARNA	<b>1'39.525</b>	144.8	4
<b>7'36.144</b>	31 Adrian FERNANDEZ	SPA	HONDA	<b>1'39.326</b>	145.1	4
<b>7'48.794</b>	99 José Antonio RUEDA	SPA	KTM	<b>1'39.240</b>	145.2	4
<b>9'27.979</b>	99 José Antonio RUEDA	SPA	KTM	<b>1'39.185</b>	145.3	5
<b>10'46.348</b>	95 Collin VEIJER	NED	HUSQVARNA	<b>1'39.135</b>	145.4	6
<b>14'35.273</b>	96 Daniel HOLGADO	SPA	KTM	<b>1'39.116</b>	145.4	5
<b>16'14.278</b>	96 Daniel HOLGADO	SPA	KTM	<b>1'39.005</b>	145.6	6
<b>28'49.183</b>	99 José Antonio RUEDA	SPA	KTM	<b>1'38.987</b>	145.6	10
<b>53'11.148</b>	31 Adrian FERNANDEZ	SPA	HONDA	<b>1'38.649</b>	146.1	24
<b>57'18.294</b>	96 Daniel HOLGADO	SPA	KTM	<b>1'38.347</b>	146.6	17
<b>58'56.533</b>	96 Daniel HOLGADO	SPA	KTM	<b>1'38.239</b>	146.7	18

These data/results cannot be reproduced, stored and/or transmitted in whole or in part by any manner of electronic, mechanical, photocopying, recording, broadcasting or otherwise now known or herein after developed without the previous express consent by the copyright owner, except for reproduction in daily press and regular printed publications on sale to the public within 60 days of the event related to those data/results and always provided that copyright symbol appears together as follows below.

© DORNA, 2024

Official MotoGP Timing by TISSOT  
www.motogp.com

Cheste, Monday, November 27, 2023

