




4005 m.

Valencia Moto2™ & Moto3™ Official Test

Session 2

Classification

6

		Rider	Nation	Team	Motorcycle	Time	Lap	Total	Gap	Top Speed	
1	96	Daniel HOLGADO	SPA	Red Bull KTM Tech3	KTM	1'37.300	13	17		232.2	
2	80	David ALONSO	COL	Gaviota GASGAS Aspar Team	GASGAS	1'37.975	14	15	0.675	0.675	233.0
3	31	Adrian FERNANDEZ	SPA	Leopard Racing	HONDA	1'38.133	27	29	0.833	0.158	232.2
4	22	David ALMANSA	SPA	Rivacold Snipers Team	HONDA	1'38.149	14	17	0.849	0.016	230.7
5	99	José Antonio RUEDA	SPA	Red Bull KTM Ajo	KTM	1'38.170	20	20	0.870	0.021	233.0
6	18	Matteo BERTELLE	ITA	Rivacold Snipers Team	HONDA	1'38.178	18	23	0.878	0.008	231.5
7	95	Collin VEIJER	NED	Liqui Moly Husqvarna Intact GP	HUSQVARNA	1'38.261	22	27	0.961	0.083	231.5
8	48	Ivan ORTOLÁ	SPA	MT Helmets - MSI	KTM	1'38.266	23	23	0.966	0.005	231.5
9	7	Filippo FARIOLI	ITA	SIC58 Squadra Corse	HONDA	1'38.317	26	27	1.017	0.051	232.2
10	58	Luca LUNETTA	ITA	SIC58 Squadra Corse	HONDA	1'38.401	26	26	1.101	0.084	231.5
11	64	David MUÑOZ	SPA	BOE Motorsports	KTM	1'38.519	19	20	1.219	0.118	234.6
12	36	Angel PIQUERAS	SPA	Leopard Racing	HONDA	1'38.574	11	29	1.274	0.055	233.0
13	12	Jacob ROULSTONE	AUS	Red Bull KTM Tech 3	KTM	1'38.673	18	23	1.373	0.099	229.9
14	66	Joel KELSO	AUS	BOE Motorsports	KTM	1'38.733	23	24	1.433	0.060	228.4
15	8	Eddie O'SHEA	GBR	VisionTrack Racing Team	HONDA	1'38.814	16	21	1.514	0.081	233.8
16	6	Ryusei YAMANAKA	JPN	MT Helmets - MSI	KTM	1'38.959	13	24	1.659	0.145	231.5
17	10	Nicola CARRARO	ITA	MTA Team	KTM	1'39.267	24	25	1.967	0.308	229.2
18	85	Xabi ZURUTUZA	SPA	Red Bull KTM Ajo	KTM	1'39.288	20	24	1.988	0.021	233.8
19	72	Taiyo FURUSATO	JPN	Honda Team Asia	HONDA	1'39.448	20	20	2.148	0.160	230.7
20	5	Tatchakorn BUASRI	THA	Honda Team Asia	HONDA	1'39.591	19	20	2.291	0.143	232.2
21	24	Tatsuki SUZUKI	JPN	Liqui Moly Husqvarna Intact GP	HUSQVARNA	1'39.705	18	19	2.405	0.114	228.4
22	55	Noah DETTWILER	SWI	CIP Green Power	KTM	1'40.492	20	22	3.192	0.787	227.6
No time set											
	20	Lorenzo FELLON	FRA	CIP Green Power	KTM						
	78	Joel ESTEBAN	SPA	Gaviota GASGAS Aspar Team	GASGAS						

Practice condition: **Dry**Air: **21°**Humidity: **29%**Ground: **23°**

Fastest Lap:	Lap: 13	Daniel HOLGADO	1'37.300	148.1 Km/h
Best Race Lap:	2023	David ALONSO	1'38.438	146.4 Km/h
All Time Lap Record:	2024	Daniel HOLGADO	1'37.300	148.1 Km/h

The results are provisional until the end of the limit for protest and appeals.

Time limit for protest expires 60' after publication of the results - Time:

These data/results cannot be reproduced, stored and/or transmitted in whole or in part by any manner of electronic, mechanical, photocopying, recording, broadcasting or otherwise now known or herein after developed without the previous express consent by the copyright owner, except for reproduction in daily press and regular printed publications on sale to the public within 60 days of the event related to those data/results and always provided that copyright symbol appears together as follows below.

© DORNA, 2024

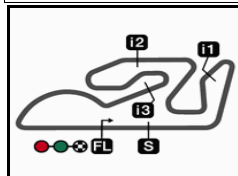
Official MotoGP Timing by TISSOT

www.motogp.com

Cheste, Monday, November 27, 2023

moto3™






4005 m.

Valencia Moto2™ & Moto3™ Official Test Session 2 Combined Practice Times

7

	Rider	Nation	Team	MOTORCYCLE	FP1	FP2	Gap
1	96 D.HOLGADO	SPA	Red Bull KTM Tech3	KTM	1'38.239	18 1'37.300	13
2	80 D.ALONSO	COL	Gaviota GASGAS Aspar Team	GASGAS		1'37.975	14 0.675 0.675
3	31 A.FERNANDEZ	SPA	Leopard Racing	HONDA	1'38.649	24 1'38.133	27 0.833 0.158
4	22 D.ALMANSA	SPA	Rivacold Snipers Team	HONDA	1'39.191	14 1'38.149	14 0.849 0.016
5	99 J.RUEDA	SPA	Red Bull KTM Ajo	KTM	1'38.572	19 1'38.170	20 0.870 0.021
6	18 M.BERTELLE	ITA	Rivacold Snipers Team	HONDA	1'38.830	20 1'38.178	18 0.878 0.008
7	95 C.VEIJER	NED	Liqui Moly Husqvarna Intact GP	HUSQVARNA	1'38.973	24 1'38.261	22 0.961 0.083
8	48 I.ORTOLÁ	SPA	MT Helmets - MSI	KTM	1'38.776	17 1'38.266	23 0.966 0.005
9	7 F.FARIOLI	ITA	SIC58 Squadra Corse	HONDA	1'38.866	22 1'38.317	26 1.017 0.051
10	58 L.LUNETTA	ITA	SIC58 Squadra Corse	HONDA	1'38.977	25 1'38.401	26 1.101 0.084
11	64 D.MUÑOZ	SPA	BOE Motorsports	KTM	1'39.162	6 1'38.519	19 1.219 0.118
12	36 A.PIQUERAS	SPA	Leopard Racing	HONDA	1'39.106	22 1'38.574	11 1.274 0.055
13	12 J.ROULSTONE	AUS	Red Bull KTM Tech 3	KTM	1'39.422	17 1'38.673	18 1.373 0.099
14	66 J.KELSO	AUS	BOE Motorsports	KTM	1'39.299	20 1'38.733	23 1.433 0.060
15	8 E.O'SHEA	GBR	VisionTrack Racing Team	HONDA	1'40.185	21 1'38.814	16 1.514 0.081
16	6 R.YAMANAKA	JPN	MT Helmets - MSI	KTM	1'39.148	21 1'38.959	13 1.659 0.145
17	85 X.ZURUTUZA	SPA	Red Bull KTM Ajo	KTM	1'39.133	23 1'39.288	20 1.833 0.174
18	10 N.CARRARO	ITA	MTA Team	KTM	1'39.788	18 1'39.267	24 1.967 0.134
19	78 J.ESTEBAN	SPA	Gaviota GASGAS Aspar Team	GASGAS	1'39.402	17	2.102 0.135
20	72 T.FURUSATO	JPN	Honda Team Asia	HONDA	1'40.627	10 1'39.448	20 2.148 0.046
21	5 T.BUASRI	THA	Honda Team Asia	HONDA	1'39.792	20 1'39.591	19 2.291 0.143
22	24 T.SUZUKI	JPN	Liqui Moly Husqvarna Intact GP	HUSQVARNA	1'39.869	15 1'39.705	18 2.405 0.114
23	55 N.DETTWILER	SWI	CIP Green Power	KTM	1'40.282	19 1'40.492	20 2.982 0.577
	20 L.FELLON	FRA	CIP Green Power	KTM			

Pole Position Record:	2020	Darryn BINDER	1'38.286	146.6 Km/h
Best Race Lap:	2023	David ALONSO	1'38.438	146.4 Km/h
All Time Lap Record:	2024	Daniel HOLGADO	1'37.300	148.1 Km/h

The results are provisional until the end of the limit for protest and appeals.

Time limit for protest expires 60' after publication of the results - Time:

These data/results cannot be reproduced, stored and/or transmitted in whole or in part by any manner of electronic, mechanical, photocopying, recording, broadcasting or otherwise now known or herein after developed without the previous express consent by the copyright owner, except for reproduction in daily press and regular printed publications on sale to the public within 60 days of the event related to those data/results and always provided that copyright symbol appears together as follows below.

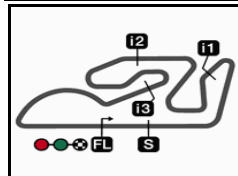
© DORNA, 2024

Official MotoGP Timing by TISSOT

www.motogp.com

Cheste, Monday, November 27, 2023





4005 m.

Valencia Moto2™ & Moto3™ Official Test

Session 2

Top Speed & Average

8



Rider	Nation	Motorcycle	Top 5 speeds					Average	Top
64 David MUÑOZ	SPA	KTM	234.6	233.8	232.2	231.5	230.7	232.0	234.6
8 Eddie O'SHEA	GBR	HONDA	233.8	232.2	231.5	229.9	229.9	231.0	233.8
85 Xabi ZURUTUZA	SPA	KTM	233.8	232.2	232.2	231.5	230.7	231.6	233.8
36 Angel PIQUERAS	SPA	HONDA	233.0	232.2	231.5	231.5	230.7	231.5	233.0
80 David ALONSO	COL	GASGAS	233.0	233.0	231.5	230.7	230.7	231.8	233.0
99 José Antonio RUEDA	SPA	KTM	233.0	233.0	230.7	229.9	229.9	231.3	233.0
5 Tatchakorn BUASRI	THA	HONDA	232.2	231.5	231.5	229.9	229.9	231.0	232.2
7 Filippo FARIOLI	ITA	HONDA	232.2	229.9	227.6	226.1	226.1	227.5	232.2
31 Adrian FERNANDEZ	SPA	HONDA	232.2	229.9	229.9	229.9	229.9	230.4	232.2
96 Daniel HOLGADO	SPA	KTM	232.2	232.2	231.5	230.7	230.7	231.5	232.2
6 Ryusei YAMANAKA	JPN	KTM	231.5	230.7	229.2	228.4	228.4	229.4	231.5
18 Matteo BERTELLE	ITA	HONDA	231.5	229.2	229.2	229.2	228.4	229.5	231.5
48 Ivan ORTOLÁ	SPA	KTM	231.5	231.5	230.7	230.7	230.7	231.0	231.5
58 Luca LUNETTA	ITA	HONDA	231.5	229.9	229.2	228.4	228.4	229.5	231.5
95 Collin VEIJER	NED	HUSQVARNA	231.5	230.7	229.9	229.2	229.2	229.7	231.5
22 David ALMANSA	SPA	HONDA	230.7	229.9	229.2	229.2	229.2	229.5	230.7
72 Taiyo FURUSATO	JPN	HONDA	230.7	229.9	229.9	227.6	226.1	228.4	230.7
12 Jacob ROULSTONE	AUS	KTM	229.9	229.2	226.9	226.9	226.9	228.0	229.9
10 Nicola CARRARO	ITA	KTM	229.2	227.6	227.6	226.1	225.4	226.5	229.2
24 Tatsuki SUZUKI	JPN	HUSQVARNA	228.4	228.4	227.6	227.6	226.9	227.6	228.4
66 Joel KELSO	AUS	KTM	228.4	228.4	228.4	227.6	226.9	227.8	228.4
55 Noah DETTWILER	SWI	KTM	227.6	227.6	227.6	226.9	226.1	227.2	227.6

These data/results cannot be reproduced, stored and/or transmitted in whole or in part by any manner of electronic, mechanical, photocopying, recording, broadcasting or otherwise now known or herein after developed without the previous express consent by the copyright owner, except for reproduction in daily press and regular printed publications on sale to the public within 60 days of the event related to those data/results and always provided that copyright symbol appears together as follows below.

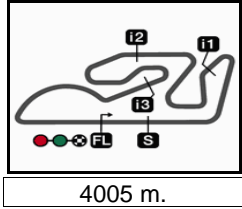
© DORNA, 2024

Official MotoGP Timing by TISSOT
www.motogp.com

 moto3



Cheste, Monday, November 27, 2023



Valencia Moto2™ & Moto3™ Official Test

Session 2

Chronological Analysis of Performances

9

* Lap / Sector time cancelled

T1 Time from finish line to 1st intermediate

T3 Time from 2nd intermed. to 3rd intermed.

P Crossing the finish line in pit lane

T2 Time from 1st intermed. to 2nd intermed.

T4 Time from 3rd intermediate to finish line

Lap	Lap Time	T1	T2	T3	T4	Speed	Lap	Lap Time	T1	T2	T3	T4	Speed	
1st	96	Daniel HOLGADO Red Bull KTM Tech3 SPA						7	1'39.202	22.927	26.316	22.726	27.233	229.2
		Runs=3	Total laps=17	Full laps=12	Valid laps=12		8	1'39.441	22.988	26.333	22.816	27.304	229.2	
1	13'54.667	23.484	27.537	23.365	27.603		9	1'39.418	22.943	26.311	22.786	27.378	229.2	
2	1'39.991	23.072	26.563	22.969	27.387	230.7	10	1'45.822 P	24.127	26.806	23.294	31.595	227.6	
3	1'39.789	23.070	26.506	22.959	27.254	229.2	11	7'11.176	22.923	26.724	22.948	27.070		
4	1'39.619	23.004	26.358	22.912	27.345	228.4	12	1'38.249	22.802	25.932	22.614	26.901	229.2	
5	1'46.988 P	24.524	27.425	23.950	31.089	228.4	13	1'38.250	22.661	26.031	22.587	26.971	229.9	
6	18'57.057	23.476	27.592	23.164	27.553		14	1'38.426	22.773	26.005	22.633	27.015	226.9	
7	1'38.896	22.818	26.203	22.761	27.114	226.9	15	1'41.058	24.547	26.351	22.633	27.527	227.6	
8	1'38.831	22.859	26.184	22.671	27.117	229.9	16	1'38.388	22.767	25.957	22.669	26.995	229.2	
9	1'38.419	22.642	26.063	22.615	27.099	230.7	17	1'38.450	22.694	26.031	22.581	27.144	232.2	
10	1'38.595	22.707	26.201	22.625	27.062	229.2	18	1'38.217	22.713	25.970	22.577	26.957	229.2	
11	1'45.154 P	23.679	26.792	23.108	31.575	226.9	19	1'38.401	22.773	26.001	22.612	27.015	227.6	
12	10'10.353	24.127	26.582	22.523	26.961		20	1'38.327	22.725	26.036	22.593	26.973	228.4	
13	1'37.300	22.494	25.763	22.300	26.743	231.5	21	1'38.667	22.776	26.078	22.685	27.128	228.4	
14	1'37.344	22.495	25.743	22.318	26.788	232.2		unfinished					137.7	
15	1'37.338	22.488	25.810	22.301	26.739	229.2	22	1'43.843 *	25.44*	28.069	23.060	27.265		
16	1'37.413	22.483	25.716	22.455	26.759	232.2	23	1'38.584	22.783	26.108	22.675	27.018	227.6	
17	1'42.514	25.753	26.205	22.721	27.835	229.9	24	1'38.489	22.705	26.032	22.673	27.079	229.2	
2nd	80	David ALONSO Gaviota GASGAS As COL						25	1'43.349 P	22.737	26.952	22.989	30.671	229.2
		Runs=3	Total laps=15	Full laps=10	Valid laps=10		26	5'00.403	22.870	26.638	22.910	27.069		
1	25'53.218	25.566	28.346	24.107	28.182		27	1'38.133	22.683	25.934	22.593	26.923	229.9	
2	1'40.319	23.420	26.596	23.002	27.301	227.6	28	1'40.280	22.797	26.056	24.328	27.099	229.2	
3	1'39.804	23.060	26.502	22.967	27.275	229.2	29	1'38.695	22.805	26.013	22.726	27.151	229.2	
4	1'40.499	23.134	26.784	23.025	27.556	230.7								
5	1'39.688	23.030	26.434	22.880	27.344	226.9	4th	22	David ALMANSA Rivacold Snipers Tea SPA					
6	1'43.799 P	22.915	26.435	22.894	31.555	229.2			Runs=3	Total laps=17	Full laps=11	Valid laps=11		
7	13'34.185	22.446	27.029	25.702	27.674		1	2'34.397	25.493	27.029	23.174	27.475		
8	1'38.910	22.793	26.264	22.770	27.083	229.9	2	1'40.124	23.220	26.440	23.081	27.383	229.2	
9	1'38.560	22.739	26.197	22.682	26.942	229.2	3	1'40.106	23.210	26.371	22.987	27.538	229.2	
10	1'38.426	22.758	26.181	22.595	26.892	231.5	4	1'40.139	23.076	26.528	23.021	27.514	229.2	
11	1'42.330 P	22.954	26.496	22.948	29.932	229.9	5	1'40.616	23.184	26.801	23.050	27.581	229.2	
12	6'34.114	24.677	26.589	22.725	26.988		6	1'48.695 P	23.364	27.344	25.151	32.836	227.6	
13	1'38.099	22.709	26.101	22.426	26.863	230.7	7	7'11.412	24.064	27.129	23.078	27.598		
14	1'37.975	22.583	26.094	22.458	26.840	233.0	8	1'38.696	22.964	26.136	22.568	27.028	229.2	
15	1'38.114	22.611	25.998	22.533	26.972	233.0	9	1'38.373	22.794	25.983	22.644	26.952	229.9	
3rd	31	Adrian FERNANDEZ Leopard Racing SPA						10	1'39.361	22.907	26.452	22.782	27.220	227.6
		Runs=4	Total laps=29	Full laps=22	Valid laps=24		11	1'38.892	22.940	26.196	22.733	27.023	227.6	
1	2'13.932	24.383	28.701	23.095	27.462		12	1'49.464 P	26.738	27.045	23.505	32.176	226.9	
2	1'39.506	23.166	26.310	22.820	27.210	227.6	13	28'59.419	25.607	29.023	26.469	27.346		
3	1'39.206	22.957	26.182	22.861	27.206	229.2	14	1'38.149	22.772	25.914	22.465	26.998	230.7	
4	1'39.135	22.946	26.272	22.735	27.182	229.9	15	1'38.202	22.691	26.073	22.604	26.834	229.2	
5	1'39.239	22.946	26.220	22.824	27.249	229.9	16	1'38.526	22.744	26.046	22.640	27.096	228.4	
6	1'39.380	22.939	26.244	22.845	27.352	229.2	17	1'54.254 P	26.086	30.449	25.171	32.548	227.6	

Fastest Lap: Daniel HOLGADO Red Bull KTM Tech3 SPA **1'37.300** 22.494 25.763 22.300 26.743

These data/results cannot be reproduced, stored and/or transmitted in whole or in part by any manner of electronic, mechanical, photocopying, recording, broadcasting or otherwise now known or herein after developed without the previous express consent by the copyright owner, except for reproduction in daily press and regular printed publications on sale to the public within 60 days of the event related to those data/results and always provided that copyright symbol appears together as follows below.
© DORNA, 2024

Session 2

Moto3

Lap	Lap Time	T1	T2	T3	T4	Speed	Lap	Lap Time	T1	T2	T3	T4	Speed
5th	99	José Antonio RUED Red Bull KTM Ajo SPA					6	1'39.482	23.056	26.342	22.767	27.317	227.6
		Runs=4	Total laps=20	Full laps=13	Valid laps=13		7	1'53.228 P	30.073	27.395	25.950	29.810	227.6
1	2'12.411	21.595	26.802	22.979	27.488		8	6'16.280	22.285	27.047	23.037	27.510	
2	1'39.555	22.942	26.372	22.852	27.389	227.6	9	1'39.108	23.126	26.174	22.654	27.154	224.7
3	1'39.335	22.848	26.327	22.830	27.330	229.2	10	1'38.778	22.855	26.135	22.684	27.104	227.6
4	1'39.212	22.857	26.401	22.674	27.280	229.9	11	1'39.011	22.867	26.180	22.566	27.398	227.6
5	1'39.151	22.905	26.183	22.754	27.309	229.2	12	1'38.965	22.924	26.137	22.646	27.258	227.6
6	1'43.365 P	23.171	26.869	23.745	29.580	229.2	13	1'39.086	22.976	26.244	22.695	27.171	226.9
7	12'51.806	25.030	27.055	23.015	27.420		14	1'43.932 P	23.944	26.600	23.137	30.251	228.4
8	1'41.092	24.431	26.475	22.892	27.294	228.4	15	9'07.092	24.694	27.069	23.008	27.459	
9	1'39.262	22.882	26.139	22.943	27.298	229.2	16	1'39.049	22.900	26.274	22.734	27.141	227.6
10	1'39.272	22.904	26.160	22.819	27.389	228.4	17	1'39.377	23.053	26.241	22.755	27.328	226.9
11	1'45.062	26.557	27.009	24.149	27.347	226.9	18	1'39.129	22.854	26.245	22.734	27.296	227.6
12	1'42.847 P	23.129	26.503	23.004	30.211	229.9	19	1'47.349 P	23.658	27.502	25.836	30.353	226.1
13	15'49.242	21.854	27.009	23.149	27.764		20	7'04.689	22.247	27.116	22.864	27.284	
14	1'39.975	23.136	26.392	22.953	27.494	227.6	21	1'38.428	22.783	26.110	22.488	27.047	229.2
15	1'39.930	23.139	26.408	22.876	27.507	226.9	22	1'38.261	22.785	26.009	22.474	26.993	229.2
16	1'43.546 P	23.557	26.939	23.332	29.718	228.4	23	1'38.521	22.803	26.018	22.553	27.147	229.2
17	7'54.232	24.070	26.397	22.707	27.172		24	1'39.420	22.830	26.920	22.569	27.101	229.2
18	1'38.463	22.749	26.064	22.617	27.033	233.0	25	1'38.493	22.794	26.093	22.625	26.981	229.2
19	1'54.096	26.858	32.645	24.342	30.251	230.7	26	1'38.794	22.834	26.093	22.703	27.164	229.9
20	1'38.170	22.754	25.907	22.442	27.067	233.0	27	1'38.801	22.803	26.093	22.606	27.299	230.7

6th	18	Matteo BERTELLE Rivacold Snipers Tea ITA					8th	48	Ivan ORTOLÁ MT Helmets - MSI SPA				
		Runs=4	Total laps=23	Full laps=16	Valid laps=16			Runs=4	Total laps=23	Full laps=16	Valid laps=16		
1	2'41.029	24.244	27.660	23.481	27.771		1	2'20.447	23.391	27.384	23.933	28.483	
2	1'40.736	23.245	26.663	23.177	27.651	223.9	2	1'40.603	23.408	26.596	23.125	27.474	226.1
3	1'39.886	22.979	26.482	22.920	27.505	225.4	3	1'39.662	22.945	26.393	22.941	27.383	228.4
4	1'39.613	22.993	26.385	22.828	27.407	226.1	4	1'39.308	22.887	26.301	22.766	27.354	229.9
5	1'39.687	22.997	26.367	22.854	27.469	226.1	5	1'39.577	22.981	26.355	22.883	27.358	226.9
6	1'46.413 P	23.043	26.423	24.886	32.061	224.7	6	1'39.511	22.931	26.328	22.797	27.455	226.1
7	7'07.391	24.282	27.436	23.310	27.763		7	1'39.704	22.981	26.364	22.898	27.461	226.1
8	1'39.049	23.000	26.191	22.646	27.212	224.7	8	1'42.838 P	23.576	26.456	23.113	29.693	225.4
9	1'38.893	22.915	26.054	22.691	27.233	224.7	9	11'51.731	23.622	27.338	24.199	27.815	
10	1'40.244	22.939	26.717	23.222	27.366	229.2	10	1'38.821	22.939	26.061	22.680	27.141	230.7
11	1'38.838	22.885	26.161	22.696	27.096	225.4	11	1'38.719	22.878	25.992	22.699	27.150	226.1
12	1'48.754 P	23.328	27.329	24.048	34.049	225.4	12	1'38.825	22.899	26.139	22.630	27.157	226.9
13	10'29.558	24.754	27.648	23.437	27.826		13	1'39.147	23.153	26.127	22.654	27.213	226.9
14	1'39.596	23.095	26.309	22.901	27.291	223.9	14	1'39.156	22.913	26.275	22.782	27.186	229.2
15	1'39.062	22.912	26.139	22.748	27.263	224.7	15	1'42.269 P	22.950	26.319	22.922	30.078	228.4
16	1'43.251 P	22.967	26.156	22.758	31.370	223.9	16	12'40.496	26.359	26.711	22.855	28.697	
17	13'26.679	27.815	28.972	23.869	27.624		17	1'38.883	22.901	26.150	22.712	27.120	226.1
18	1'38.178	22.755	25.920	22.517	26.986	227.6	18	1'38.852	22.901	26.041	22.802	27.108	229.9
19	1'42.604	25.172	27.119	23.007	27.306	226.9	19	1'39.375	22.832	26.368	22.878	27.297	231.5
20	1'39.106	22.686	25.921	22.635	27.864	229.2	20	1'43.878 P	23.408	27.056	22.816	30.598	231.5
21	1'39.623	23.068	26.686	22.816	27.053	228.4	21	7'15.229	23.621	26.523	23.315	27.828	
22	1'55.084	27.345	31.911	28.209	27.619	229.2	22	1'43.240	22.748	25.992	23.402	31.098	230.7
23	1'38.488	22.733	26.106	22.762	26.887	231.5	23	1'38.266	22.723	25.935	22.693	26.915	230.7

7th	95	Collin VEIJER Liqui Moly Husqvarna NED					9th	7	Filippo FARIOLI SIC58 Squadra Corse ITA				
		Runs=4	Total laps=27	Full laps=20	Valid laps=20			Runs=4	Total laps=27	Full laps=20	Valid laps=20		
1	5'25.516	21.841	27.277	23.360	30.669		1	2'21.229	23.588	27.039	23.648	28.591	
2	1'40.499	23.365	26.610	22.945	27.579	229.2	2	1'40.484	23.191	26.437	23.224	27.632	224.7
3	1'39.955	23.136	26.488	22.868	27.463	231.5	3	1'40.143	23.329	26.385	22.916	27.513	226.1
4	1'39.545	23.052	26.291	22.804	27.398	226.9	4	1'40.115	23.173	26.372	22.811	27.759	226.1
5	1'39.403	23.040	26.283	22.738	27.342	228.4	5	1'51.246	27.353	28.151	27.643	28.099	224.7

Fastest Lap:	Daniel HORGADO	Red Bull KTM Tech3	SPA	1'37.300	22.494	25.763	22.300	26.743
---------------------	----------------	--------------------	-----	-----------------	--------	--------	--------	--------

These data/results cannot be reproduced, stored and/or transmitted in whole or in part by any manner of electronic, mechanical, photocopying, recording, broadcasting or otherwise now known or herein after developed without the previous express consent by the copyright owner, except for reproduction in daily press and regular printed publications on sale to the public within 60 days of the event related to those data/results and always provided that copyright symbol appears together as follows below.
© DORNA, 2024

Session 2

Moto3

Lap	Lap Time	T1	T2	T3	T4	Speed	Lap	Lap Time	T1	T2	T3	T4	Speed
6	1'40.445	23.204	26.564	23.071	27.606	223.9	3	1'44.144	23.119	26.603	23.005	31.417	231.5
7	1'45.209 P	23.074	26.473	23.520	<u>32.142</u>	<u>224.7</u>	4	1'39.570	22.997	26.483	22.845	27.245	230.7
8	6'09.330	23.372	26.815	22.831	27.459		5	1'39.253	22.904	26.304	22.769	27.276	229.2
9	1'39.233	23.085	26.159	22.678	27.311	223.2	6	1'39.257	22.879	26.333	22.856	27.189	230.7
10	1'39.144	23.041	26.148	22.698	27.257	222.5	7	1'39.516	22.961	26.391	22.895	27.269	229.2
11	1'39.131	23.028	26.181	22.751	27.171	223.9	8	1'45.558	24.051	26.607	23.898	31.002	226.9
12	1'39.015	22.929	26.107	22.841	27.138	224.7	9	1'43.259	23.706	27.804	23.838	27.911	229.9
13	1'45.763	22.904	27.152	25.777	29.930	225.4	10	1'39.605	23.041	26.383	22.842	27.339	227.6
14	1'39.287	23.046	26.158	22.790	27.293	223.9	11	1'45.862 P	23.686	26.990	23.751	<u>31.435</u>	<u>230.7</u>
15	1'38.950	22.926	26.209	22.751	27.064	224.7	12	22'47.287	23.580	27.249	23.302	27.606	
16	1'39.306	22.954	26.342	22.754	27.256	225.4	13	1'41.181	23.176	26.497	23.135	28.373	226.1
17	1'39.171	22.917	26.159	22.936	27.159	225.4	14	1'39.723	22.932	26.378	22.989	27.424	228.4
18	1'53.819 P	25.490	29.661	27.145	<u>31.523</u>	<u>226.1</u>	15	1'47.414 P	23.733	27.663	24.553	<u>31.465</u>	<u>229.2</u>
19	11'31.922	24.830	27.144	23.164	27.534		16	7'09.521	26.316	27.001	22.863	27.991	
20	1'39.471	22.891	26.322	22.883	27.375	223.9	17	1'43.619	22.786	26.705	25.944	28.184	229.9
21	1'42.166 P	23.027	26.432	22.973	<u>29.734</u>	<u>223.2</u>	18	1'38.831	22.863	26.280	22.745	26.943	232.2
22	6'48.485	24.347	26.620	22.997	27.341		19	1'38.519	22.818	<u>26.123</u>	<u>22.646</u>	<u>26.932</u>	233.8
23	1'45.813	24.696	30.398	22.846	27.873	226.1	20	1'41.463	<u>22.768</u>	26.691	23.872	28.132	<u>234.6</u>
24	1'46.150	22.848	26.265	29.291	27.746	227.6							
25	1'38.704	22.848	26.122	22.702	27.032	226.1							
26	1'38.317	<u>22.662</u>	<u>26.043</u>	<u>22.630</u>	<u>26.982</u>	229.9							
27	1'38.698	22.801	26.121	22.741	27.035	<u>232.2</u>							

10th 58 Luca LUNETTA SIC58 Squadra Corse ITA

Runs=4	Total laps=26	Full laps=19	Valid laps=19			
1	2'25.194	<u>24.226</u>	28.568	23.767	28.397	
2	1'41.760	23.668	26.852	23.352	27.888	223.2
3	1'41.614	23.788	26.729	23.310	27.787	226.1
4	1'40.837	23.309	26.685	23.145	27.698	226.1
5	1'42.162	24.335	26.700	23.239	27.888	226.9
6	1'44.784 P	<u>23.437</u>	<u>26.707</u>	<u>23.246</u>	<u>31.394</u>	<u>225.4</u>
7	7'58.187	<u>25.266</u>	27.816	23.618	27.564	
8	1'42.320	23.380	27.828	23.539	27.573	229.9
9	1'40.124	23.289	26.462	22.809	27.564	224.7
10	1'43.432	23.571	27.134	24.223	28.504	223.9
11	1'40.231	23.395	26.429	22.938	27.469	226.9
12	1'40.058	23.345	26.440	22.845	27.428	226.9
13	1'39.568	23.193	26.276	22.803	27.296	224.7
14	1'39.471	23.152	26.347	22.719	27.253	226.1
15	1'39.546	22.999	26.244	22.889	27.414	226.1
16	1'46.736 P	<u>24.011</u>	<u>27.326</u>	<u>23.850</u>	<u>31.549</u>	<u>224.7</u>
17	12'18.742	<u>24.942</u>	27.392	23.250	27.906	
18	1'40.272	23.345	26.492	22.864	27.571	223.9
19	1'39.623	23.132	26.288	22.864	27.339	225.4
20	1'43.702 P	<u>23.595</u>	<u>27.086</u>	<u>23.225</u>	<u>29.796</u>	<u>226.1</u>
21	5'56.740	<u>24.794</u>	26.781	23.066	27.469	
22	1'44.161	23.264	26.269	23.480	31.148	228.4
23	1'44.449	23.119	26.168	27.678	27.484	228.4
24	1'39.323	23.112	26.237	22.705	27.269	227.6
25	1'39.569	22.946	26.372	23.080	27.171	229.2
26	1'38.401	<u>22.852</u>	<u>25.963</u>	<u>22.652</u>	<u>26.934</u>	<u>231.5</u>

11th 64 David MUÑOZ BOE Motorsports SPA

Runs=4	Total laps=20	Full laps=14	Valid laps=14			
1	5'49.346 P	24.289	28.452	24.452	30.753	
2	2'57.586	24.090	28.674	25.446	31.042	

12th 36 Angel PIQUERAS Leopard Racing SPA

Runs=3	Total laps=29	Full laps=24	Valid laps=24			
1	2'15.246	23.285	27.600	23.245	27.709	
2	1'40.292	23.369	26.590	23.014	27.319	228.4
3	1'40.211	23.126	26.645	22.993	27.447	229.9
4	1'39.983	23.064	26.579	22.923	27.417	228.4
5	1'46.069	25.751	29.197	23.536	27.585	228.4
6	1'39.972	23.080	26.584	22.919	27.389	229.2
7	1'40.181	23.101	26.630	22.922	27.528	229.9
8	1'47.450 P	<u>24.214</u>	<u>27.992</u>	<u>24.018</u>	<u>31.226</u>	<u>228.4</u>
9	11'54.657	<u>24.932</u>	27.880	24.562	28.029	
10	1'38.650	22.924	26.152	22.634	<u>26.940</u>	230.7
11	1'38.574	<u>22.789</u>	26.121	<u>22.613</u>	27.051	230.7
12	1'39.073	22.859	26.286	22.687	27.241	229.9
13	1'39.304	23.019	26.164	22.745	27.376	228.4
14	1'39.063	23.034	26.099	22.680	27.250	229.2
15	1'38.601	22.820	<u>26.081</u>	22.621	27.079	231.5
16	1'38.852	22.824	26.259	22.651	27.118	229.2
17	1'42.118	22.894	27.424	23.960	27.840	228.4
18	1'40.100	23.132	26.421	22.941	27.606	228.4
19	1'48.557 P	<u>24.584</u>	<u>27.350</u>	<u>24.371</u>	<u>32.252</u>	<u>227.6</u>
20	7'51.436	<u>23.451</u>	27.201	23.080	27.615	
21	1'39.631	23.026	26.365	22.894	27.346	227.6
22	1'39.230	22.935	26.271	22.852	27.172	228.4
23	1'39.761	23.003	26.284	23.126	27.348	229.2
24	1'46.406	26.551	27.294	24.373	28.188	228.4
25	1'39.500	22.899	26.452	22.844	27.305	231.5
26	1'48.492	25.821	27.354	27.636	27.681	229.9
27	1'39.841	23.016	26.461	23.049	27.315	230.7
28	1'40.003	22.984	26.572	23.066	27.381	232.2
29	1'40.343	23.060	26.586	23.378	27.319	<u>233.0</u>

13th 12 Jacob ROULSTONE Red Bull KTM Tech 3 AUS

Runs=4	Total laps=23	Full laps=16	Valid laps=16			
1	5'05.011	22.432	28.215	23.477	27.732	
2	1'40.878	23.260	26.855	23.055	27.708	226.1
3	1'40.522	23.143	26.720	23.045	27.614	225.4

Fastest Lap: Daniel HOLTADO Red Bull KTM Tech3 SPA **1'37.300** 22.494 25.763 22.300 26.743

These data/results cannot be reproduced, stored and/or transmitted in whole or in part by any manner of electronic, mechanical, photocopying, recording, broadcasting or otherwise now known or herein after developed without the previous express consent by the copyright owner, except for reproduction in daily press and regular printed publications on sale to the public within 60 days of the event related to those data/results and always provided that copyright symbol appears together as follows below.
© DORNA, 2024



Session 2

Moto3

Lap	Lap Time	T1	T2	T3	T4	Speed	Lap	Lap Time	T1	T2	T3	T4	Speed
4	1'40.732	23.198	26.768	23.075	27.691	225.4	7	1'40.185	23.096	26.377	22.906	27.806	227.6
5	1'43.874 P	23.157	26.712	23.142	30.863	224.7	8	1'39.662	23.223	26.296	22.923	27.220	226.1
6	8'26.911	24.618	27.976	23.348	27.608		9	1'39.384	23.066	26.229	22.928	27.161	229.2
7	1'40.424	23.237	26.612	22.971	27.604	224.7	10	1'43.009 P	22.943	26.364	22.939	30.763	229.2
8	1'40.183	23.082	26.651	22.975	27.475	223.9	11	11'48.828	26.100	26.752	23.034	27.508	
9	1'40.223	23.022	26.615	23.099	27.487	225.4	12	1'39.519	23.040	26.221	23.000	27.258	227.6
10	1'47.841 P	23.913	27.576	23.809	32.543	225.4	13	1'39.239	23.041	26.165	22.852	27.181	226.9
11	8'44.118	24.235	26.652	22.860	27.469		14	1'45.106 P	23.090	27.722	23.293	31.001	227.6
12	1'39.617	22.927	26.410	22.868	27.412	225.4	15	11'45.116	25.272	29.494	26.291	27.371	
13	1'40.073	22.952	26.524	23.020	27.577	226.1	16	1'38.814	22.874	26.082	22.793	27.065	232.2
14	1'39.806	22.868	26.521	23.021	27.396	224.7	17	1'39.581	23.005	26.393	22.855	27.328	231.5
15	1'40.211	23.049	26.599	22.994	27.569	224.7	18	1'39.325	22.909	26.307	22.831	27.278	229.9
16	1'41.813 P	23.038	26.516	22.879	29.380	226.9	19	1'46.642	24.863	28.586	25.445	27.748	229.9
17	11'27.783	22.811	27.053	24.318	27.495		20	1'45.968	23.190	28.123	23.854	30.801	229.9
18	1'38.673	22.725	26.239	22.641	27.068	229.9	21	1'39.502	23.069	26.310	22.854	27.269	233.8
19	1'38.903	22.737	26.210	22.766	27.190	229.2	16th 6 Ryusei YAMANAKA MT Helmets - MSI JPN						
20	1'39.462	22.847	26.428	22.780	27.407	226.9	Runs=4 Total laps=24 Full laps=17 Valid laps=17						
21	1'47.418	26.034	27.606	23.853	29.925	226.1	1	2'18.986	22.991	27.185	23.513	28.003	
22	1'42.628	23.375	26.999	24.634	27.620	223.9	2	1'41.032	23.442	26.708	23.083	27.799	222.5
23	1'39.525	22.882	26.453	22.822	27.368	226.9	3	1'40.609	23.239	26.611	22.954	27.805	224.7

14th 66	Joel KELSO	BOE Motorsports		AUS		
Runs=4	Total laps=24	Full laps=16	Valid laps=16			
1	2'29.432	24.164	27.260	23.448	28.078	
2	1'41.054	23.449	26.773	23.216	27.616	223.9
3	1'40.076	23.119	26.380	22.920	27.657	227.6
4	1'39.583	23.070	26.366	22.760	27.387	226.9
5	1'39.777	23.150	26.261	22.804	27.562	228.4
6	1'56.143 P	27.507	27.592	29.349	31.695	224.7
7	11'17.359	24.313	26.756	23.099	27.681	
8	1'39.740	23.008	26.367	22.931	27.434	223.9
9	1'39.670	23.031	26.401	22.870	27.368	226.1
10	1'39.822	23.188	26.331	22.858	27.445	225.4
11	1'46.868 P	23.388	27.182	23.912	32.386	224.7
12	10'16.658	24.934	27.110	23.191	27.667	
13	1'38.988	22.856	26.165	22.701	27.266	223.9
14	1'39.026	22.933	26.215	22.743	27.135	223.9
15	1'39.461	22.986	26.141	22.738	27.596	226.1
16	1'39.337	22.980	26.218	22.716	27.423	223.9
17	1'40.767	23.217	26.575	23.024	27.951	222.5
18	1'39.107	22.985	26.154	22.674	27.294	223.2
19	1'41.397 P	23.087	26.200	22.712	29.398	224.7
20	8'03.123	27.520	26.773	22.782	27.947	
21	1'43.631	24.038	28.151	23.887	27.555	226.9
22	1'39.089	23.034	26.216	22.689	27.150	226.1
23	1'38.733	22.869	26.048	22.572	27.244	228.4
24	1'55.671 P	27.861	28.593	24.983	34.234	228.4

15th 8	Eddie O'SHEA	VisionTrack Racing T		GBR		
Runs=4	Total laps=21	Full laps=14	Valid laps=14			
1	7'24.657	25.529	27.725	23.527	27.953	
2	1'41.104	23.513	26.707	23.136	27.748	229.2
3	1'40.592	23.396	26.526	23.056	27.614	227.6
4	1'45.025 P	23.528	26.809	23.301	31.387	229.2
5	6'08.887	24.755	26.589	23.823	27.725	
6	1'39.841	23.146	26.457	22.936	27.302	229.9

17th 10	Nicola CARRARO	MTA Team		ITA		
Runs=4	Total laps=25	Full laps=17	Valid laps=17			
1	3'42.204	25.450	27.963	24.509	28.600	
2	1'41.954	23.690	27.038	23.274	27.952	223.9
3	1'41.581	23.397	26.990	23.241	27.953	223.9
4	1'41.062	23.597	26.620	23.133	27.712	225.4
5	1'41.146	23.487	26.571	23.085	28.003	224.7
6	1'41.035	23.286	26.777	23.093	27.879	224.7
7	1'51.669 P	23.773	26.765	23.708	37.423	222.5
8	5'49.469	24.777	27.739	23.477	28.007	
9	1'41.669	23.539	26.790	23.256	28.084	223.2
10	1'44.290 P	23.531	26.922	23.628	30.209	222.5
11	5'08.933	27.402	27.858	23.960	27.553	

Fastest Lap: Daniel HOLTADO Red Bull KTM Tech3 SPA **1'37.300** 22.494 25.763 22.300 26.743

These data/results cannot be reproduced, stored and/or transmitted in whole or in part by any manner of electronic, mechanical, photocopying, recording, broadcasting or otherwise now known or herein after developed without the previous express consent by the copyright owner, except for reproduction in daily press and regular printed publications on sale to the public within 60 days of the event related to those data/results and always provided that copyright symbol appears together as follows below.
© DORNA, 2024



Session 2

Moto3

Lap	Lap Time	T1	T2	T3	T4	Speed	Lap	Lap Time	T1	T2	T3	T4	Speed
12	1'40.530	23.341	26.567	23.051	27.571	225.4	13	1'40.644	23.300	26.594	23.056	27.694	222.5
13	1'40.288	23.266	26.500	22.891	27.631	224.7	14	1'40.479	23.185	26.434	23.144	27.716	221.8
14	1'41.689	23.165	26.736	23.768	28.020	224.7	15	1'40.478	23.294	26.513	23.142	27.529	223.9
15	1'40.228	23.149	26.449	22.987	27.643	225.4	16	1'39.564	23.103	26.264	22.920	27.277	230.7
16	1'40.650	23.224	26.702	23.104	27.620	224.7	17	1'43.295 P	23.202	26.372	22.968	30.753	229.9
17	1'41.125	23.276	26.606	23.040	28.203	224.7	18	6'41.285	23.377	26.470	22.896	27.481	
18	1'52.377 P	23.910	28.148	25.771	34.548	223.2	19	1'39.475	23.074	26.329	22.728	27.344	223.9
19	10'21.476	24.581	27.399	23.333	27.783		20	1'39.448	22.963	26.227	22.877	27.381	226.1
20	1'40.243	23.075	26.531	23.012	27.625	224.7							
21	1'40.135	23.100	26.514	22.964	27.557	225.4							
22	1'40.405	23.264	26.540	22.954	27.647	226.1							
23	1'39.869	23.051	26.487	22.916	27.415	227.6							
24	1'39.267	22.932	26.333	22.714	27.288	229.2							
25	1'53.597 P	25.860	29.063	26.830	31.844	227.6							

18th 85		Xabi ZURUTUZA		Red Bull KTM Ajo		SPA	
		Runs=4	Total laps=24	Full laps=17		Valid laps=17	
1	4'01.747	22.992	31.019	23.816	27.749		
2	1'40.467	23.177	26.735	23.125	27.430	230.7	
3	1'40.211	23.225	26.477	23.100	27.409	233.8	
4	1'40.169	23.189	26.471	23.064	27.445	232.2	
5	1'40.150	23.234	26.487	23.004	27.425	229.2	
6	1'39.724	23.018	26.443	22.951	27.312	230.7	
7	1'47.403 P	24.806	27.638	23.876	31.083	230.7	
8	11'18.965	22.212	26.923	23.264	27.449		
9	1'40.081	23.077	26.545	22.985	27.474	229.9	
10	1'43.371	23.220	29.166	23.512	27.473	228.4	
11	1'40.356	23.290	26.605	23.028	27.433	228.4	
12	1'41.332	23.268	26.437	23.112	28.515	228.4	
13	1'40.347	23.205	26.511	23.061	27.570	230.7	
14	1'40.071	23.153	26.406	23.049	27.463	229.2	
15	1'47.946 P	26.294	27.482	23.977	30.193	228.4	
16	8'21.243	24.601	27.605	23.351	27.623		
17	1'39.711	23.078	26.358	22.871	27.404	226.9	
18	1'44.423 P	24.757	26.662	23.006	29.998	228.4	
19	7'43.473	25.244	27.365	23.256	27.593		
20	1'39.288	22.901	26.241	22.846	27.300	229.9	
21	1'41.741	22.988	27.503	23.559	27.691	229.2	
22	1'41.675	23.125	26.427	24.026	28.097	229.9	
23	1'39.675	23.016	26.456	22.966	27.237	231.5	
24	1'39.653	23.051	26.307	22.949	27.346	232.2	

19th 72		Taiyo FURUSATO		Honda Team Asia		JPN	
		Runs=4	Total laps=20	Full laps=13		Valid laps=13	
1	2'33.861	23.939	27.109	23.255	27.641		
2	1'41.356	23.264	26.783	23.654	27.655	224.7	
3	1'40.105	23.176	26.450	22.937	27.542	229.9	
4	1'41.492	24.270	26.450	22.880	27.892	226.1	
5	1'40.261	23.160	26.485	23.134	27.482	227.6	
6	1'48.104 P	27.241	26.477	22.987	31.399	223.9	
7	11'36.104	24.372	26.915	23.027	27.870		
8	1'41.419	24.164	26.501	23.111	27.643	221.0	
9	1'40.204	23.272	26.435	22.901	27.596	223.9	
10	1'39.720	23.144	26.376	22.817	27.383	223.9	
11	1'44.314 P	23.266	26.406	23.363	31.279	222.5	
12	17'20.160	23.444	26.599	23.055	27.776		

20th 5 Tatchakorn BUASRI Honda Team Asia THA
Runs=3 Total laps=20 Full laps=14 Valid laps=14

1	3'29.057	24.893	27.980	23.536	28.181		
2	1'41.082	23.307	26.815	23.194	27.766	226.1	
3	1'41.240	23.339	26.861	23.248	27.792	226.9	
4	1'41.087	23.230	26.749	23.282	27.826	226.1	
5	1'41.078	23.280	26.752	23.153	27.893	226.9	
6	1'41.049	23.366	26.770	23.128	27.785	226.9	
7	1'56.253 P	26.683	30.467	26.201	32.902	226.1	
8	12'25.211	28.192	27.795	23.814	27.800		
9	1'40.497	23.270	26.649	22.950	27.628	226.9	
10	1'40.441	23.318	26.559	23.059	27.505	225.4	
11	1'40.704	23.277	26.707	23.045	27.675	225.4	
12	1'40.021	23.227	26.432	22.867	27.495	226.9	
13	1'51.752 P	23.017	28.708	26.346	33.681	227.6	
14	19'15.733	26.794	28.224	25.014	27.878		
15	1'40.014	23.146	26.432	22.967	27.469	228.4	
16	1'40.308	23.062	26.520	23.192	27.534	229.9	
17	1'44.058	23.107	26.378	23.136	31.437	231.5	
18	1'45.945	23.089	26.393	28.526	27.937	232.2	
19	1'39.591	23.005	26.282	22.915	27.389	229.9	
20	1'55.286 P	24.295	28.512	27.572	34.907	231.5	

21st 24 Tatsuki SUZUKI Liqui Moly Husqvarna JPN
Runs=3 Total laps=19 Full laps=14 Valid laps=14

1	13'35.674	25.674	27.571	23.720	27.896		
2	1'41.420	23.509	26.776	23.221	27.914	226.1	
3	1'41.229	23.486	26.629	23.369	27.745	226.1	
4	1'41.876	23.520	26.564	23.851	27.941	223.9	
5	1'40.331	23.511	26.399	22.943	27.478	223.9	
6	1'40.050	23.396	26.221	22.903	27.530	223.9	
7	1'40.605	23.346	26.513	23.157	27.589	226.9	
8	1'57.495 P	25.441	29.617	27.267	35.170	223.9	
9	12'27.099	25.466	27.138	23.325	27.676		
10	1'40.122	23.214	26.357	23.033	27.518	227.6	
11	1'40.013	23.215	26.366	23.000	27.432	227.6	
12	1'40.227	23.408	26.248	23.071	27.500	225.4	
13	1'40.501	23.378	26.282	23.163	27.678	226.9	
14	1'40.964	23.496	26.451	23.176	27.841	226.1	
15	1'41.036	23.607	26.401	23.221	27.807	224.7	
16	1'51.506 P	24.921	27.576	23.806	35.203	226.1	
17	11'27.878	22.183	26.720	23.179	27.595		
18	1'39.705	23.236	26.232	22.814	27.423	224.7	
19	1'39.925	23.234	26.185	22.955	27.551	228.4	
	unfinished	23.276				228.4	

Fastest Lap: Daniel HOLLGADO Red Bull KTM Tech3 SPA 1'37.300 22.494 25.763 22.300 26.743

These data/results cannot be reproduced, stored and/or transmitted in whole or in part by any manner of electronic, mechanical, photocopying, recording, broadcasting or otherwise now known or herein after developed without the previous express consent by the copyright owner, except for reproduction in daily press and regular printed publications on sale to the public within 60 days of the event related to those data/results and always provided that copyright symbol appears together as follows below.
© DORNA, 2024



Session 2

Moto3

Lap	Lap Time	T1	T2	T3	T4	Speed	Lap	Lap Time	T1	T2	T3	T4	Speed
22nd	55	Noah DETTWILER		CIP Green Power		SWI							
		Runs=3	Total laps=22	Full laps=17	Valid laps=17								
1	2'33.377	23.963	27.621	23.532	27.980								
2	1'41.765	23.384	27.224	23.480	27.677	222.5							
3	1'40.572	23.410	26.643	22.988	27.531	226.9							
4	1'40.666	23.277	26.727	22.967	27.695	227.6							
5	1'40.816	23.288	26.749	22.979	27.800	224.7							
6	1'41.133	23.337	26.709	23.239	27.848	227.6							
7	1'46.493 P	23.262	26.778	25.923	30.530	223.2							
8	11'03.782	26.574	27.103	23.175	27.824								
9	1'41.061	23.400	26.772	23.187	27.702	223.2							
10	1'45.536	27.497	26.854	23.290	27.895	224.7							
11	1'40.998	23.385	26.738	23.130	27.745	221.8							
12	1'41.028	23.324	26.794	23.142	27.768	222.5							
13	1'44.959	23.459	30.141	23.402	27.957	221.8							
14	1'41.242	23.444	26.725	23.189	27.884	225.4							
15	1'45.341 P	23.585	26.973	23.699	31.084	223.2							
16	20'12.260	23.986	26.929	23.304	27.765								
17	1'40.910	23.390	26.686	23.146	27.688	224.7							
18	1'40.690	23.285	26.587	23.100	27.718	223.9							
19	1'40.671	23.291	26.610	23.080	27.690	223.2							
20	1'40.492	23.103	26.823	22.982	27.584	223.9							
21	1'44.614	26.081	27.060	23.202	28.271	227.6							
22	1'40.609	23.142	26.748	23.003	27.716	226.1							

Fastest Lap: Daniel HOLGADO Red Bull KTM Tech3 SPA **1'37.300** 22.494 25.763 22.300 26.743

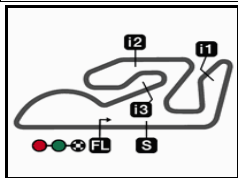
These data/results cannot be reproduced, stored and/or transmitted in whole or in part by any manner of electronic, mechanical, photocopying, recording, broadcasting or otherwise now known or herein after developed without the previous express consent by the copyright owner, except for reproduction in daily press and regular printed publications on sale to the public within 60 days of the event related to those data/results and always provided that copyright symbol appears together as follows below.
© DORNA, 2024

Official MotoGP Timing by TISSOT
www.motogp.com

Cheste, Monday, November 27, 2023

Page 6 of 6





4005 m.

Valencia Moto2™ & Moto3™ Official Test

Session 2

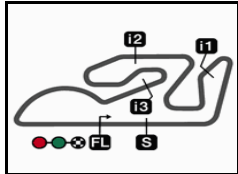
Best Partial Times

Moto3™

IT Ideal Lap Time, sum of the best partial times*BT* Best Lap Time

<i>T1</i>		<i>T2</i>		<i>T3</i>		<i>T4</i>				<i>IT</i>	<i>BT</i>	
Pos	Rider	Time	Rider	Time	Rider	Time	Rider	Time	Pos	Rider		
1	D.HOLGADO	22.483	D.HOLGADO	25.716	D.HOLGADO	22.300	D.HOLGADO	26.739	1	D.HOLGADO	1'37.238	1'37.300 (1)
2	D.ALONSO	22.583	J.RUEDA	25.907	D.ALONSO	22.426	D.ALMANSA	26.834	2	D.ALONSO	1'37.847	1'37.975 (2)
3	A.FERNANDEZ	22.661	D.ALMANSA	25.914	J.RUEDA	22.442	D.ALONSO	26.840	3	D.ALMANSA	1'37.904	1'38.149 (4)
4	F.FARIOLI	22.662	M.BERTELLE	25.920	D.ALMANSA	22.465	M.BERTELLE	26.887	4	M.BERTELLE	1'38.010	1'38.178 (6)
5	M.BERTELLE	22.686	A.FERNANDEZ	25.932	C.VEIJER	22.474	A.FERNANDEZ	26.901	5	A.FERNANDEZ	1'38.071	1'38.133 (3)
6	D.ALMANSA	22.691	I.ORTOLÁ	25.935	M.BERTELLE	22.517	I.ORTOLÁ	26.915	6	J.RUEDA	1'38.131	1'38.170 (5)
7	I.ORTOLÁ	22.723	L.LUNETTA	25.963	J.KELSO	22.572	D.MUÑOZ	26.932	7	I.ORTOLÁ	1'38.203	1'38.266 (8)
8	J.ROULSTONE	22.725	D.ALONSO	25.998	A.FERNANDEZ	22.577	L.LUNETTA	26.934	8	C.VEIJER	1'38.247	1'38.261 (7)
9	J.RUEDA	22.749	C.VEIJER	26.009	R.YAMANAKA	22.587	A.PIQUERAS	26.940	9	F.FARIOLI	1'38.317	1'38.317 (9)
10	D.MUÑOZ	22.768	F.FARIOLI	26.043	A.PIQUERAS	22.613	C.VEIJER	26.981	10	L.LUNETTA	1'38.401	1'38.401 (10)
11	C.VEIJER	22.783	J.KELSO	26.048	F.FARIOLI	22.630	F.FARIOLI	26.982	11	A.PIQUERAS	1'38.423	1'38.574 (12)
12	A.PIQUERAS	22.789	A.PIQUERAS	26.081	I.ORTOLÁ	22.630	J.RUEDA	27.033	12	D.MUÑOZ	1'38.469	1'38.519 (11)
13	L.LUNETTA	22.852	E.O'SHEA	26.082	J.ROULSTONE	22.641	E.O'SHEA	27.065	13	J.KELSO	1'38.611	1'38.733 (14)
14	R.YAMANAKA	22.853	R.YAMANAKA	26.100	D.MUÑOZ	22.646	J.ROULSTONE	27.068	14	J.ROULSTONE	1'38.644	1'38.673 (13)
15	J.KELSO	22.856	D.MUÑOZ	26.123	L.LUNETTA	22.652	J.KELSO	27.135	15	R.YAMANAKA	1'38.728	1'38.959 (16)
16	E.O'SHEA	22.874	T.SUZUKI	26.185	N.CARRARO	22.714	R.YAMANAKA	27.188	16	E.O'SHEA	1'38.814	1'38.814 (15)
17	X.ZURUTUZA	22.901	J.ROULSTONE	26.210	T.FURUSATO	22.728	X.ZURUTUZA	27.237	17	T.FURUSATO	1'39.195	1'39.448 (19)
18	N.CARRARO	22.932	T.FURUSATO	26.227	E.O'SHEA	22.793	T.FURUSATO	27.277	18	X.ZURUTUZA	1'39.225	1'39.288 (18)
19	T.FURUSATO	22.963	X.ZURUTUZA	26.241	T.SUZUKI	22.814	N.CARRARO	27.288	19	N.CARRARO	1'39.267	1'39.267 (17)
20	T.BUASRI	23.005	T.BUASRI	26.282	X.ZURUTUZA	22.846	T.BUASRI	27.389	20	T.BUASRI	1'39.543	1'39.591 (20)
21	N.DETTWILER	23.103	N.CARRARO	26.333	T.BUASRI	22.867	T.SUZUKI	27.423	21	T.SUZUKI	1'39.636	1'39.705 (21)
22	T.SUZUKI	23.214	N.DETTWILER	26.587	N.DETTWILER	22.967	N.DETTWILER	27.531	22	N.DETTWILER	1'40.188	1'40.492 (22)

These data/results cannot be reproduced, stored and/or transmitted in whole or in part by any manner of electronic, mechanical, photocopying, recording, broadcasting or otherwise now known or herein after developed without the previous express consent by the copyright owner, except for reproduction in daily press and regular printed publications on sale to the public within 60 days of the event related to those data/results and always provided that copyright symbol appears together as follows below.
© DORNA, 2024




4005 m.

Valencia Moto2™ & Moto3™ Official Test

Session 2

Fastest Laps Sequence

<i>Practice Time</i>	 <i>Rider</i>	<i>Nation</i>	<i>Motorcycle</i>	<i>Time</i>	<i>Km/h</i>	<i>Rider's Lap</i>
3'51.966	99 José Antonio RUEDA	SPA	KTM	1'39.555	144.8	2
3'53.438	31 Adrian FERNANDEZ	SPA	HONDA	1'39.506	144.8	2
5'31.301	99 José Antonio RUEDA	SPA	KTM	1'39.335	145.1	3
5'32.644	31 Adrian FERNANDEZ	SPA	HONDA	1'39.206	145.3	3
7'11.779	31 Adrian FERNANDEZ	SPA	HONDA	1'39.135	145.4	4
19'53.804	18 Matteo BERTELLE	ITA	HONDA	1'39.049	145.5	8
19'54.185	22 David ALMANSA	SPA	HONDA	1'38.696	146.0	8
21'32.558	22 David ALMANSA	SPA	HONDA	1'38.373	146.5	9
26'03.706	31 Adrian FERNANDEZ	SPA	HONDA	1'38.249	146.7	12
35'56.495	31 Adrian FERNANDEZ	SPA	HONDA	1'38.217	146.7	18
57'16.857	18 Matteo BERTELLE	ITA	HONDA	1'38.178	146.8	18
57'17.843	22 David ALMANSA	SPA	HONDA	1'38.149	146.8	14
59'45.659	96 Daniel HOLGADO	SPA	KTM	1'37.300	148.1	13

These data/results cannot be reproduced, stored and/or transmitted in whole or in part by any manner of electronic, mechanical, photocopying, recording, broadcasting or otherwise now known or herein after developed without the previous express consent by the copyright owner, except for reproduction in daily press and regular printed publications on sale to the public within 60 days of the event related to those data/results and always provided that copyright symbol appears together as follows below.

© DORNA, 2024

Official MotoGP Timing by TISSOT
www.motogp.com

Cheste, Monday, November 27, 2023

