


4005 m.

Valencia Moto2™ & Moto3™ Official Test

Session 3

Classification

10

	Rider	Nation	Team	Motorcycle	Time	Lap Total	Gap	Top Speed
1	99 José Antonio RUEDA	SPA	Red Bull KTM Ajo	KTM	1'37.683	15 17		232.2
2	80 David ALONSO	COL	Gaviota GASGAS Aspar Team	GASGAS	1'38.208	12 15	0.525 0.525	230.7
3	36 Angel PIQUERAS	SPA	Leopard Racing	HONDA	1'38.291	20 25	0.608 0.083	232.2
4	31 Adrian FERNANDEZ	SPA	Leopard Racing	HONDA	1'38.361	22 27	0.678 0.070	230.7
5	22 David ALMANSA	SPA	Rivacold Snipers Team	HONDA	1'38.366	12 15	0.683 0.005	231.5
6	7 Filippo FARIOLI	ITA	SIC58 Squadra Corse	HONDA	1'38.373	16 20	0.690 0.007	228.4
7	58 Luca LUNETTA	ITA	SIC58 Squadra Corse	HONDA	1'38.508	11 23	0.825 0.135	228.4
8	12 Jacob ROULSTONE	AUS	Red Bull KTM Tech 3	KTM	1'38.511	11 18	0.828 0.003	229.2
9	18 Matteo BERTELLE	ITA	Rivacold Snipers Team	HONDA	1'38.517	16 24	0.834 0.006	228.4
10	85 Xabi ZURUTUZA	SPA	Red Bull KTM Ajo	KTM	1'38.996	22 22	1.313 0.479	229.9
11	72 Taiyo FURUSATO	JPN	Honda Team Asia	HONDA	1'39.077	5 21	1.394 0.081	226.9
12	48 Ivan ORTOLÁ	SPA	MT Helmets - MSI	KTM	1'39.131	6 18	1.448 0.054	229.9
13	6 Ryusei YAMANAKA	JPN	MT Helmets - MSI	KTM	1'39.234	4 23	1.551 0.103	229.2
14	55 Noah DETTWILER	SWI	CIP Green Power	KTM	1'39.504	19 20	1.821 0.270	226.9
15	8 Eddie O'SHEA	GBR	VisionTrack Racing Team	HONDA	1'39.743	2 17	2.060 0.239	230.7
16	5 Tatchakorn BUASRI	THA	Honda Team Asia	HONDA	1'39.765	5 16	2.082 0.022	229.2
17	10 Nicola CARRARO	ITA	MTA Team	KTM	1'39.818	7 15	2.135 0.053	227.6
18	24 Tatsuki SUZUKI	JPN	Liqui Moly Husqvarna Intact GP	HUSQVARNA	1'40.624	7 13	2.941 0.806	228.4
No time set								
	20 Lorenzo FELLON	FRA	CIP Green Power	KTM				
	64 David MUÑOZ	SPA	BOE Motorsports	KTM				
	66 Joel KELSO	AUS	BOE Motorsports	KTM				
	78 Joel ESTEBAN	SPA	Gaviota GASGAS Aspar Team	GASGAS				
	95 Collin VEIJER	NED	Liqui Moly Husqvarna Intact GP	HUSQVARNA				
	96 Daniel HOLGADO	SPA	Red Bull KTM Tech3	KTM				

Practice condition: **Dry**Air: **21°**Humidity: **32%**Ground: **20°**

Fastest Lap:	Lap: 15	José Antonio RUEDA	1'37.683	147.5 Km/h
Best Race Lap:	2023	David ALONSO	1'38.438	146.4 Km/h
All Time Lap Record:	2024	Daniel HOLGADO	1'37.300	148.1 Km/h

The results are provisional until the end of the limit for protest and appeals.

Time limit for protest expires 60' after publication of the results - Time:

These data/results cannot be reproduced, stored and/or transmitted in whole or in part by any manner of electronic, mechanical, photocopying, recording, broadcasting or otherwise now known or herein after developed without the previous express consent by the copyright owner, except for reproduction in daily press and regular printed publications on sale to the public within 60 days of the event related to those data/results and always provided that copyright symbol appears together as follows below.

© DORNA, 2024

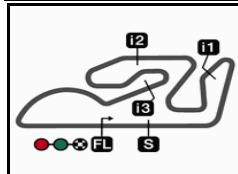
Official MotoGP Timing by TISSOT

www.motogp.com

Cheste, Monday, November 27, 2023

moto3™






4005 m.

Valencia Moto2™ & Moto3™ Official Test

Session 3

Combined Practice Times

11

		Rider	Nation	Team	MOTORCYCLE	FP1	FP2	FP3	Gap	
1	96	D.HOLGADO	SPA	Red Bull KTM Tech3	KTM	1'38.239	18 1'37.300	13		
2	99	J.RUEDA	SPA	Red Bull KTM Ajo	KTM	1'38.572	19 1'38.170	20 1'37.683	15	0.383 0.383
3	80	D.ALONSO	COL	Gaviota GASGAS Aspar Team	GASGAS		1'37.975	14 1'38.208	12	0.675 0.292
4	31	A.FERNANDEZ	SPA	Leopard Racing	HONDA	1'38.649	24 1'38.133	27 1'38.361	22	0.833 0.158
5	22	D.ALMANSA	SPA	Rivacold Snipers Team	HONDA	1'39.191	14 1'38.149	14 1'38.366	12	0.849 0.016
6	18	M.BERTELLE	ITA	Rivacold Snipers Team	HONDA	1'38.830	20 1'38.178	18 1'38.517	16	0.878 0.029
7	95	C.VEIJER	NED	Liqui Moly Husqvarna Intact GPHUSQVARNA	KTM	1'38.973	24 1'38.261	22		0.961 0.083
8	48	I.ORTOLÁ	SPA	MT Helmets - MSI	KTM	1'38.776	17 1'38.266	23 1'39.131	6	0.966 0.005
9	36	A.PIQUERAS	SPA	Leopard Racing	HONDA	1'39.106	22 1'38.574	11 1'38.291	20	0.991 0.025
10	7	F.FARIOLI	ITA	SIC58 Squadra Corse	HONDA	1'38.866	22 1'38.317	26 1'38.373	16	1.017 0.026
11	58	L.LUNETTA	ITA	SIC58 Squadra Corse	HONDA	1'38.977	25 1'38.401	26 1'38.508	11	1.101 0.084
12	12	J.ROULSTONE	AUS	Red Bull KTM Tech 3	KTM	1'39.422	17 1'38.673	18 1'38.511	11	1.211 0.110
13	64	D.MUÑOZ	SPA	BOE Motorsports	KTM	1'39.162	6 1'38.519	19		1.219 0.008
14	66	J.KELSO	AUS	BOE Motorsports	KTM	1'39.299	20 1'38.733	23		1.433 0.214
15	8	E.O'SHEA	GBR	VisionTrack Racing Team	HONDA	1'40.185	21 1'38.814	16 1'39.743	2	1.514 0.081
16	6	R.YAMANAKA	JPN	MT Helmets - MSI	KTM	1'39.148	21 1'38.959	13 1'39.234	4	1.659 0.145
17	85	X.ZURUTUZA	SPA	Red Bull KTM Ajo	KTM	1'39.133	23 1'39.288	20 1'38.996	22	1.696 0.037
18	72	T.FURUSATO	JPN	Honda Team Asia	HONDA	1'40.627	10 1'39.448	20 1'39.077	5	1.777 0.081
19	10	N.CARRARO	ITA	MTA Team	KTM	1'39.788	18 1'39.267	24 1'39.818	7	1.967 0.190
20	78	J.ESTEBAN	SPA	Gaviota GASGAS Aspar Team	GASGAS	1'39.402	17			2.102 0.135
21	55	N.DETTWILER	SWI	CIP Green Power	KTM	1'40.282	19 1'40.492	20 1'39.504	19	2.204 0.102
22	5	T.BUASRI	THA	Honda Team Asia	HONDA	1'39.792	20 1'39.591	19 1'39.765	5	2.291 0.087
23	24	T.SUZUKI	JPN	Liqui Moly Husqvarna Intact GPHUSQVARNA	KTM	1'39.869	15 1'39.705	18 1'40.624	7	2.405 0.114
	20	L.FELLON	FRA	CIP Green Power	KTM					

Pole Position Record:	2020	Darryn BINDER	1'38.286	146.6 Km/h
Best Race Lap:	2023	David ALONSO	1'38.438	146.4 Km/h
All Time Lap Record:	2024	Daniel HOLGADO	1'37.300	148.1 Km/h

The results are provisional until the end of the limit for protest and appeals.

Time limit for protest expires 60' after publication of the results - Time:

These data/results cannot be reproduced, stored and/or transmitted in whole or in part by any manner of electronic, mechanical, photocopying, recording, broadcasting or otherwise now known or herein after developed without the previous express consent by the copyright owner, except for reproduction in daily press and regular printed publications on sale to the public within 60 days of the event related to those data/results and always provided that copyright symbol appears together as follows below.

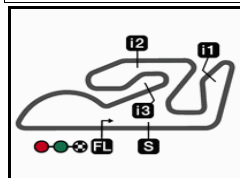
© DORNA, 2024

Official MotoGP Timing by TISSOT
www.motogp.com

Cheste, Monday, November 27, 2023







4005 m.

Valencia Moto2™ & Moto3™ Official Test

Session 3

Top Speed & Average

12



Rider	Nation	Motorcycle	Top 5 speeds					Average	Top
36 Angel PIQUERAS	SPA	HONDA	232.2	231.5	231.5	229.9	229.2	230.1	232.2
99 José Antonio RUEDA	SPA	KTM	232.2	231.5	230.7	230.7	229.9	231.0	232.2
22 David ALMANSA	SPA	HONDA	231.5	229.2	228.4	228.4	228.4	229.2	231.5
8 Eddie O'SHEA	GBR	HONDA	230.7	230.7	229.2	228.4	228.4	229.3	230.7
31 Adrian FERNANDEZ	SPA	HONDA	230.7	229.2	228.4	227.6	227.6	228.2	230.7
80 David ALONSO	COL	GASGAS	230.7	229.9	229.2	229.2	229.2	229.5	230.7
48 Ivan ORTOLÁ	SPA	KTM	229.9	228.4	227.6	226.9	226.9	227.8	229.9
85 Xabi ZURUTUZA	SPA	KTM	229.9	229.9	229.9	229.2	229.2	229.6	229.9
5 Tatchakorn BUASRI	THA	HONDA	229.2	228.4	228.4	227.6	227.6	228.2	229.2
6 Ryusei YAMANAKA	JPN	KTM	229.2	228.4	227.6	227.6	227.6	228.0	229.2
12 Jacob ROULSTONE	AUS	KTM	229.2	229.2	228.4	228.4	227.6	228.6	229.2
7 Filippo FARIOLI	ITA	HONDA	228.4	228.4	226.9	226.1	226.1	227.2	228.4
18 Matteo BERTELLE	ITA	HONDA	228.4	226.9	226.9	226.9	226.9	227.2	228.4
24 Tatsuki SUZUKI	JPN	HUSQVARNA	228.4	227.6	225.4	225.4	225.4	226.4	228.4
58 Luca LUNETTA	ITA	HONDA	228.4	226.9	226.1	226.1	226.1	226.7	228.4
10 Nicola CARRARO	ITA	KTM	227.6	227.6	226.9	226.1	224.7	226.3	227.6
55 Noah DETTWILER	SWI	KTM	226.9	226.1	226.1	226.1	224.7	225.8	226.9
72 Taiyo FURUSATO	JPN	HONDA	226.9	226.9	226.9	226.9	226.1	226.7	226.9

These data/results cannot be reproduced, stored and/or transmitted in whole or in part by any manner of electronic, mechanical, photocopying, recording, broadcasting or otherwise now known or herein after developed without the previous express consent by the copyright owner, except for reproduction in daily press and regular printed publications on sale to the public within 60 days of the event related to those data/results and always provided that copyright symbol appears together as follows below.

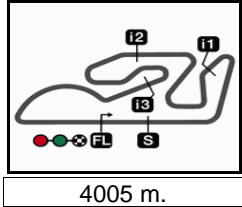
© DORNA, 2024

Official MotoGP Timing by TISSOT
www.motogp.com





Cheste, Monday, November 27, 2023



Valencia Moto2™ & Moto3™ Official Test

Session 3

Chronological Analysis of Performances

13

* Lap / Sector time cancelled

T1 Time from finish line to 1st intermedate

T3 Time from 2nd intermed. to 3rd intermed.

P Crossing the finish line in pit lane

T2 Time from 1st intermed. to 2nd intermed.

T4 Time from 3rd intermedate to finish line

Lap	Lap Time	T1	T2	T3	T4	Speed	Lap	Lap Time	T1	T2	T3	T4	Speed	
1st	99	José Antonio RUED Red Bull KTM Ajo SPA Runs=3 Total laps=17 Full laps=11 Valid laps=11						7	1'44.939	24.265	29.918	23.543	27.213	227.6
1	3'23.357	21.360	26.801	22.936	27.323		8	1'44.160 P	23.057	26.224	22.954	31.925	229.2	
2	1'38.801	23.010	26.036	22.667	27.088	226.9	9	6'59.795	23.202	27.958	23.962	27.810		
3	1'38.607	22.826	26.048	22.682	27.051	229.2	10	1'42.076	23.093	28.126	23.473	27.384	226.1	
4	1'43.830	24.332	27.311	23.710	28.477	228.4	11	1'39.809	22.908	26.440	22.773	27.688	228.4	
5	1'38.770	22.888	26.057	22.669	27.156	229.2	12	1'44.832 P	23.204	26.788	23.864	30.976	226.9	
6	1'44.542 P	23.250	26.416	23.144	31.732	226.9	13	9'12.673	25.742	28.751	23.897	29.138		
7	7'30.295	21.421	26.647	22.943	27.391		14	1'39.513	22.968	26.433	22.739	27.373	229.2	
8	1'38.863	22.793	26.120	22.678	27.272	228.4	15	1'39.133	22.813	26.338	22.749	27.233	228.4	
9	1'38.972	22.906	26.162	22.685	27.219	226.9	16	1'41.916	24.952	26.734	22.869	27.361	228.4	
10	1'38.702	22.863	26.139	22.578	27.122	228.4	17	1'39.216	22.847	26.319	22.748	27.302	229.2	
11	1'44.035 P	24.285	26.972	22.924	29.854	229.2	18	1'43.160 P	23.033	26.605	22.877	30.645	226.9	
12	8'01.159	22.300	26.330	22.805	27.562		19	6'21.107	22.802	26.459	22.712	26.992		
13	1'37.987	22.644	25.930	22.460	26.953	229.9	20	1'38.291	22.733	25.983	22.592	26.983	231.5	
14	1'41.527	26.066	26.011	22.372	27.078	230.7	21	1'39.292	22.912	26.077	22.730	27.573	232.2	
15	1'37.683	22.612	25.810	22.291	26.970	231.5	22	1'39.171	22.887	26.200	22.723	27.361	227.6	
16	1'39.424	23.268	26.406	22.601	27.149	232.2	23	1'39.637	23.000	26.372	22.854	27.411	228.4	
17	1'44.330 P	23.738	27.081	22.820	30.691	230.7	24	1'40.626	24.048	26.204	22.787	27.587	227.6	
							25	1'39.019	22.926	26.197	22.650	27.246	229.2	

2nd	80	David ALONSO Gaviota GASGAS As COL Runs=3 Total laps=15 Full laps=9 Valid laps=9						4th	31	Adrian FERNANDEZ Leopard Racing SPA Runs=4 Total laps=27 Full laps=20 Valid laps=20					
1	4'30.290	24.377	27.578	23.482	27.521		1	2'22.821	24.268	27.040	23.277	27.522			
2	1'39.115	22.889	26.256	22.825	27.145	226.1	2	1'39.301	22.974	26.281	22.805	27.241	225.4		
3	1'39.159	22.838	26.316	22.771	27.234	229.2	3	1'39.390	22.980	26.279	22.897	27.234	226.1		
4	1'38.868	22.935	26.138	22.755	27.040	227.6	4	1'39.418	23.027	26.239	22.858	27.294	226.1		
5	1'39.185	22.928	26.300	22.690	27.267	229.2	5	1'39.197	22.927	26.188	22.856	27.226	225.4		
6	1'41.926 P	22.980	26.279	22.734	29.933	229.2	6	1'41.198	24.332	26.390	23.089	27.387	226.1		
7	9'40.678	23.951	27.315	23.049	27.411		7	1'41.602	22.988	26.267	24.976	27.371	226.9		
8	1'38.508	22.789	26.169	22.546	27.004	226.9	8	1'43.584 P	23.027	26.297	23.404	30.856	226.9		
9	1'38.577	22.805	26.163	22.590	27.019	229.9	9	5'27.898	23.118	26.721	23.231	27.609			
10	1'42.034 P	22.783	26.073	22.711	30.467	229.2	10	1'39.737	23.172	26.348	22.888	27.329	225.4		
11	10'36.614	22.704	27.094	22.925	27.384		11	1'43.091 P	23.050	26.306	22.979	30.756	224.7		
12	1'38.208	22.707	26.059	22.520	26.922	229.2	12	5'15.207	22.467	26.522	22.742	27.813			
13	1'38.341	22.637	26.035	22.509	27.160	230.7	13	1'39.123	22.890	26.350	22.692	27.191	226.9		
14	1'38.430	22.660	26.159	22.555	27.056	228.4	14	1'38.603	22.847	26.101	22.634	27.021	227.6		
15	1'54.278 P	29.712	28.649	24.062	31.855	229.2	15	1'38.735	22.780	26.191	22.649	27.115	227.6		

3rd	36	Angel PIQUERAS Leopard Racing SPA Runs=4 Total laps=25 Full laps=18 Valid laps=18						16	1'38.793	22.814	26.166	22.654	27.159	226.9
1	2'29.128	22.802	27.568	23.688	27.722		17	1'41.206	22.930	26.832	24.174	27.270	227.6	
2	1'39.648	23.027	26.450	22.882	27.289	227.6	18	1'39.088	22.861	26.218	22.685	27.324	228.4	
3	1'39.021	22.786	26.252	22.740	27.243	229.2	19	1'38.887	22.792	26.183	22.762	27.150	226.9	
4	1'41.562	22.840	26.286	23.080	29.356	231.5	20	1'45.124 P	22.812	26.400	23.909	32.003	227.6	
5	1'41.122	22.962	27.331	23.243	27.586	229.9	21	8'50.120	23.357	26.294	22.682	27.191		
6	1'39.579	22.848	26.422	22.893	27.416	226.9	22	1'38.361	22.797	26.029	22.548	26.987	227.6	
							23	1'41.414	22.735	26.029	23.020	29.630	230.7	
							24	1'38.787	22.800	26.097	22.674	27.216	229.2	

Fastest Lap: José Antonio RUEDA Red Bull KTM Ajo SPA **1'37.683** 22.612 25.810 22.291 26.970

These data/results cannot be reproduced, stored and/or transmitted in whole or in part by any manner of electronic, mechanical, photocopying, recording, broadcasting or otherwise now known or herein after developed without the previous express consent by the copyright owner, except for reproduction in daily press and regular printed publications on sale to the public within 60 days of the event related to those data/results and always provided that copyright symbol appears together as follows below.
© DORNA, 2024

Session 3

Moto3

Lap	Lap Time	T1	T2	T3	T4	Speed	Lap	Lap Time	T1	T2	T3	T4	Speed
25	1'38.917	22.853	26.045	22.798	27.221	226.1	10	1'38.827	23.067	25.981	22.545	27.234	224.7
26	1'39.201	22.923	26.284	22.748	27.246	227.6	11	1'38.508	22.908	25.961	22.524	27.115	223.9
27	1'39.100	22.957	26.138	22.700	27.305	226.1	12	1'38.772	22.971	25.971	22.589	27.241	225.4
5th 22 David ALMANSA Rivacold Snipers Tea SPA Runs=3 Total laps=15 Full laps=9 Valid laps=9							13	1'46.875 P	22.956	29.124	23.724	31.071	226.1
1	2'31.153	23.975	27.272	23.297	27.579		14	6'54.434	24.924	26.898	22.939	27.411	
2	1'39.212	23.056	26.241	22.760	27.155	227.6	15	1'40.946	24.339	26.437	22.845	27.325	225.4
3	1'39.163	22.879	26.244	22.863	27.177	229.2	16	1'42.408	25.154	26.473	23.217	27.564	226.1
4	1'39.191	22.959	26.216	22.815	27.201	228.4	17	1'39.294	23.186	26.170	22.655	27.283	225.4
5	1'47.103 P	23.397	28.423	24.230	31.053	227.6	18	1'39.092	23.005	26.134	22.606	27.347	226.9
6	12'04.362	24.868	27.116	23.921	27.809		19	1'38.833	23.017	26.116	22.570	27.130	224.7
7	1'38.436	22.881	25.977	22.506	27.072	227.6	20	1'45.345	22.997	29.444	25.254	27.650	226.1
8	1'38.632	22.899	26.120	22.568	27.045	226.9	21	1'42.299 P	23.186	26.368	22.822	29.923	228.4
9	1'39.166	22.938	26.170	22.662	27.396	226.9	22	6'26.680 P	40.250	28.952	24.587	33.121	
10	1'50.262 P	26.004	28.302	24.035	31.921	225.4	23	2'27.599 P	33.814	29.900	24.879	32.918	
11	7'33.540	24.622	26.562	22.596	27.136		8th 12 Jacob ROULSTONE Red Bull KTM Tech 3 AUS Runs=4 Total laps=18 Full laps=11 Valid laps=11						
12	1'38.366	22.917	25.968	22.457	27.024	228.4	1	12'14.457	27.990	28.271	23.511	27.623	
13	1'38.492	22.798	25.975	22.630	27.089	228.4	2	1'40.653	23.434	26.718	23.136	27.365	226.9
14	1'45.023	24.038	26.785	26.663	27.537	231.5	3	1'45.326 P	23.362	27.556	23.940	30.468	223.2
15	1'48.114 P	22.970	26.932	24.253	33.959	227.6	4	7'59.712	23.738	27.556	24.900	27.982	
6th 7 Filippo FARIOLI SIC58 Squadra Corse ITA Runs=5 Total laps=20 Full laps=11 Valid laps=11							5	1'39.792	23.106	26.372	22.891	27.423	226.9
1	2'23.492	24.443	27.027	23.274	27.922		6	1'40.004	23.045	26.576	22.901	27.482	226.9
2	1'39.452	23.049	26.120	22.942	27.341	225.4	7	1'43.862	24.822	27.994	23.409	27.637	225.4
3	1'39.348	22.974	26.240	22.978	27.156	226.9	8	1'39.925	23.175	26.497	22.863	27.390	223.9
4	1'39.368	22.922	26.299	22.854	27.293	228.4	9	1'43.180 P	23.136	26.524	23.023	30.497	226.9
5	1'39.314	22.944	26.107	22.919	27.344	225.4	10	9'14.920	21.685	27.012	22.667	27.200	
6	1'47.591 P	24.293	27.895	24.659	30.744	225.4	11	1'38.511	22.784	26.106	22.550	27.071	228.4
7	8'01.085	26.896	26.576	22.859	27.469		12	1'39.230	22.789	26.270	22.781	27.390	229.2
8	1'39.976	23.604	26.353	22.773	27.246	223.2	13	1'39.113	22.856	26.249	22.791	27.217	229.2
9	1'49.025 P	25.424	28.232	24.200	31.169	223.2	14	1'39.232	22.865	26.311	22.772	27.284	227.6
10	6'33.837	25.718	26.518	22.751	27.504		15	1'43.745 P	23.569	26.648	23.516	30.012	225.4
11	1'38.880	22.879	26.049	22.726	27.226	224.7	16	7'02.592	26.205	27.584	27.186	27.708	
12	1'43.686	26.184	27.345	22.882	27.275	223.9	17	1'39.652	22.981	26.478	22.811	27.382	228.4
13	1'43.245 P	22.985	26.097	22.752	31.411	223.9	18	1'39.626	22.905	26.403	22.960	27.358	226.1
14	7'25.576	27.589	26.542	22.715	27.142		9th 18 Matteo BERTELLE Rivacold Snipers Tea ITA Runs=4 Total laps=24 Full laps=17 Valid laps=17						
15	1'38.553	22.820	26.087	22.582	27.064	224.7	1	3'41.183	24.814	27.648	23.475	27.893	
16	1'38.373	22.743	26.053	22.537	27.040	224.7	2	1'39.867	23.038	26.417	22.902	27.510	223.9
17	1'38.809	22.887	26.243	22.616	27.063	226.1	3	1'39.449	22.892	26.275	22.884	27.398	224.7
18	1'38.540	22.879	25.940	22.595	27.126	226.1	4	1'40.042	22.937	26.573	23.011	27.521	224.7
19	1'42.718 P	23.096	26.620	23.292	29.710	228.4	5	1'39.433	22.878	26.271	22.941	27.343	224.7
20	4'39.287 P	35.918	30.816	25.159	34.510		6	1'49.086 P	24.805	28.616	24.486	31.179	224.7
7th 58 Luca LUNETTA SIC58 Squadra Corse ITA Runs=5 Total laps=23 Full laps=15 Valid laps=15							7	9'11.985	25.087	27.682	23.504	27.666	
1	2'26.012	27.408	28.043	27.172	28.027		8	1'39.399	22.817	25.988	22.970	27.624	228.4
2	1'40.780	23.565	26.542	23.046	27.627	225.4	9	1'42.107	22.824	26.141	22.721	30.421	226.9
3	1'39.656	23.155	26.302	22.769	27.430	225.4	10	1'47.153	22.807	26.111	25.551	32.684	226.9
4	1'39.268	23.068	26.205	22.729	27.266	225.4	11	1'39.203	22.929	26.209	22.773	27.292	225.4
5	1'39.373	23.192	26.118	22.747	27.316	224.7	12	1'44.508	24.461	28.918	23.606	27.523	225.4
6	1'46.893 P	23.134	27.420	25.267	31.072	225.4	13	1'41.371 P	22.926	26.165	22.744	29.536	226.9
7	7'55.962	25.088	27.089	23.371	27.715		14	7'47.655	25.670	28.329	23.694	27.655	
8	1'39.178	23.195	26.095	22.607	27.281	223.9	15	1'38.918	22.783	26.220	22.713	27.202	226.1
9	1'38.914	22.982	26.062	22.604	27.266	223.2	16	1'38.517	22.781	26.055	22.602	27.079	226.9
Fastest Lap: José Antonio RUEDA Red Bull KTM Ajo SPA 1'37.683 22.612 25.810 22.291 26.970							17	1'46.629	24.132	28.560	26.037	27.900	225.4
							18	1'39.340	22.890	26.270	22.902	27.278	225.4

These data/results cannot be reproduced, stored and/or transmitted in whole or in part by any manner of electronic, mechanical, photocopying, recording, broadcasting or otherwise now known or herein after developed without the previous express consent by the copyright owner, except for reproduction in daily press and regular printed publications on sale to the public within 60 days of the event related to those data/results and always provided that copyright symbol appears together as follows below.
© DORNA, 2024



Session 3

Moto3

Lap	Lap Time	T1	T2	T3	T4	Speed	Lap	Lap Time	T1	T2	T3	T4	Speed
10th 85 Xabi ZURUTUZA Red Bull KTM Ajo SPA							12th 48 Ivan ORTOLÁ MT Helmets - MSI SPA						
Runs=4 Total laps=22 Full laps=15 Valid laps=15							Runs=3 Total laps=18 Full laps=12 Valid laps=12						
1	5'03.156	31.123	27.833	23.346	27.439		1	2'35.644	23.119	27.130	23.360	27.922	
2	1'40.074	23.100	26.417	23.094	27.463	228.4	2	1'39.874	23.173	26.362	22.905	27.434	226.1
3	1'40.251	23.215	26.364	23.131	27.541	227.6	3	1'39.867	23.120	26.287	23.076	27.384	226.9
4	1'40.837	24.225	26.256	22.987	27.369	227.6	4	1'39.546	23.057	26.270	22.881	27.338	226.1
5	1'39.881	23.113	26.366	22.955	27.447	229.9	5	1'40.735	23.635	26.358	23.198	27.544	226.9
6	1'41.367	23.194	26.559	23.090	28.524	227.6	6	1'39.131	22.925	26.211	22.781	27.214	228.4
7	1'42.964	P 23.081	26.450	23.075	30.358	226.9	7	1'39.685	23.058	26.361	22.911	27.355	229.9
8	6'12.157	22.679	26.954	24.101	27.861		8	1'43.484	P 23.224	26.500	23.409	30.351	227.6
9	1'39.109	22.949	26.096	22.861	27.203	229.9	9	7'17.247	23.594	26.829	23.120	27.442	
10	1'41.704	22.974	26.373	22.828	29.529	229.2	10	1'39.704	23.073	26.171	22.863	27.597	225.4
11	1'46.080	23.144	26.291	26.463	30.182	229.9	11	1'40.042	23.165	26.464	23.035	27.378	224.7
12	1'46.674	P 23.032	26.468	22.976	34.198	227.6	12	1'43.352	25.425	26.577	23.487	27.863	225.4
13	8'37.865	23.872	27.274	23.271	27.739		13	1'44.436	P 23.154	26.908	23.852	30.522	226.9
14	1'39.892	22.959	26.449	22.967	27.517	228.4	14	15'32.895	33.806	28.759	29.527	29.900	
15	1'40.172	23.129	26.518	23.134	27.391	228.4	15	1'40.630	23.349	26.620	23.101	27.560	225.4
16	1'41.445	22.974	26.464	23.091	28.916	228.4	16	1'40.299	23.216	26.467	23.042	27.574	225.4
17	1'40.197	23.201	26.443	22.980	27.573	227.6	17	1'40.666	23.333	26.605	23.177	27.551	226.1
18	1'39.990	22.999	26.414	23.020	27.557	228.4	18	1'48.802	P 26.002	27.631	23.842	31.327	226.1
19	1'46.289	P 24.437	27.517	23.778	30.557	227.6	13th 6 Ryusei YAMANAKA MT Helmets - MSI JPN						
20	10'44.583	22.455	26.763	23.443	27.462		Runs=3 Total laps=23 Full laps=17 Valid laps=17						
21	1'39.169	22.917	26.140	22.816	27.296	228.4	1	2'35.902	23.397	27.138	23.374	28.038	
22	1'38.996	22.902	26.177	22.708	27.209	229.2	2	1'39.816	23.155	26.388	22.869	27.404	227.6
11th 72 Taiyo FURUSATO Honda Team Asia JPN							3	1'40.086	23.145	26.220	23.174	27.547	228.4
Runs=4 Total laps=21 Full laps=14 Valid laps=14							4	1'39.234	22.973	26.224	22.772	27.265	227.6
1	2'23.131	30.263	27.034	23.269	27.973		5	1'39.638	23.041	26.232	22.863	27.502	229.2
2	1'39.568	23.132	26.226	22.827	27.383	226.9	6	1'39.530	23.091	26.242	22.760	27.437	224.7
3	1'39.370	23.039	26.323	22.777	27.231	226.9	7	1'39.769	22.968	26.429	22.816	27.556	226.9
4	1'39.207	22.990	26.268	22.724	27.225	226.1	8	1'44.256	P 23.136	26.707	23.201	31.212	223.9
5	1'39.077	23.011	26.096	22.751	27.219	226.9	9	7'17.274	23.768	26.734	23.111	27.604	
6	1'39.978	23.114	26.400	23.000	27.464	226.9	10	1'39.590	22.979	26.176	22.855	27.580	227.6
7	1'44.729	P 24.074	26.270	23.143	31.242	224.7	11	1'41.689	23.202	26.767	23.912	27.808	227.6
8	11'39.555	23.688	26.794	22.997	27.883		12	1'40.281	23.086	26.368	22.682	28.145	226.9
9	1'40.715	23.508	26.491	23.022	27.694	223.2	13	1'39.531	22.961	26.329	22.850	27.391	224.7
10	1'39.985	23.134	26.383	22.879	27.589	224.7	14	1'40.157	23.112	26.500	22.993	27.552	225.4
11	1'41.046	23.548	26.701	22.983	27.814	223.9	15	1'45.108	P 23.150	26.544	23.205	32.209	226.1
12	1'40.384	23.210	26.530	22.973	27.671	223.2	16	10'19.320	23.850	27.230	23.280	27.881	
13	1'49.957	P 27.088	27.838	23.425	31.606	223.9	17	1'39.712	23.141	26.367	22.754	27.450	224.7
14	11'31.017	24.837	26.906	23.268	27.814		18	1'39.507	22.960	26.462	22.655	27.430	226.9
15	1'41.353	23.459	27.192	23.151	27.551	223.2	19	1'39.633	22.990	26.402	22.761	27.480	224.7
16	1'39.937	23.064	26.340	22.992	27.541	224.7	20	1'39.908	23.130	26.436	22.771	27.571	223.9
17	1'39.667	23.027	26.246	22.930	27.464	225.4	21	1'40.149	23.097	26.500	22.954	27.598	225.4
18	1'39.626	23.003	26.316	22.872	27.435	224.7	22	1'40.221	23.169	26.639	22.793	27.620	223.9
19	1'39.199	23.005	26.111	22.735	27.348	224.7	23	1'48.287	P 23.163	26.154	22.893	36.077	223.9
20	1'44.677	P 23.960	26.995	22.866	30.856	224.7	14th 55 Noah DETTWILER CIP Green Power SWI						
21	7'19.177	35.138	29.503	26.389	29.589		Runs=3 Total laps=20 Full laps=15 Valid laps=15						
Fastest Lap: José Antonio RUEDA Red Bull KTM Ajo SPA 1'37.683 22.612 25.810 22.291 26.970							1	2'11.030	23.586	27.269	23.635	28.154	
These data/results cannot be reproduced, stored and/or transmitted in whole or in part by any manner of electronic, mechanical, photocopying, recording, broadcasting or otherwise now known or herein after developed without the previous express consent by the copyright owner, except for reproduction in daily press and regular printed publications on sale to the public within 60 days of the event related to those data/results and always provided that copyright symbol appears together as follows below.							2	1'41.494	23.575	26.907	23.188	27.824	221.8
© DORNA, 2024							3	1'41.053	23.221	26.766	23.176	27.890	222.5
Official MotoGP Timing by TISSOT							4	1'41.342	23.379	26.919	23.256	27.788	221.8
www.motogp.com							5	1'40.871	23.337	26.679	23.127	27.728	221.8
Cheste, Monday, November 27, 2023							6	1'40.885	23.215	26.793	23.092	27.785	221.8
Page 3 of 4							7	1'44.472	P 23.233	26.733	23.093	31.413	221.8

Official MotoGP Timing by TISSOT
www.motogp.com



Session 3

Moto3

Lap	Lap Time	T1	T2	T3	T4	Speed	Lap	Lap Time	T1	T2	T3	T4	Speed
8	8'09.055	22.999	27.439	27.413	27.660		2	1'41.782	23.492	26.781	23.499	28.010	221.0
9	1'40.353	23.279	26.542	22.913	27.619	224.7	3	1'41.249	23.396	26.743	23.308	27.802	222.5
10	1'40.058	23.092	26.511	22.848	27.607	223.2	4	1'54.557 P	25.228	28.221	26.033	35.075	198.7
11	1'39.963	23.092	26.515	22.877	27.479	223.9	5	8'29.540	27.866	28.476	25.692	27.889	
12	1'40.209	23.068	26.551	22.956	27.634	223.2	6	1'40.570	23.279	26.529	23.075	27.687	223.2
13	1'40.249	23.121	26.593	22.948	27.587	223.2	7	1'39.818	23.180	26.245	22.821	27.572	227.6
14	1'44.289 P	23.168	26.708	24.030	30.383	223.2	8	1'40.836	23.686	26.608	22.847	27.695	226.9
15	21'26.245	23.527	26.984	27.606	27.653		9	1'40.294	23.191	26.522	22.915	27.666	224.7
16	1'39.979	23.014	26.486	22.750	27.729	226.9	10	1'43.843	23.219	26.716	25.741	28.167	223.9
17	1'39.604	23.248	26.404	22.740	27.212	224.7	11	2'20.801 P	48.198	30.725	26.633	35.245	223.2
18	1'39.518	22.989	26.354	22.846	27.329	226.1	12	9'57.702	26.650	29.659	25.828	27.699	
19	1'39.504	23.015	26.288	22.771	27.430	226.1	13	1'40.000	23.285	26.373	22.803	27.539	226.1
20	1'39.507	22.982	26.350	22.766	27.409	226.1	14	1'41.381	23.755	27.134	23.118	27.374	224.7
							15	1'44.140 P	23.012	26.443	22.904	31.781	227.6

15th 8 Eddie O'SHEA VisionTrack Racing T GBR
Runs=3 Total laps=17 Full laps=11 Valid laps=11

1	2'31.405	23.630	28.061	23.537	27.922	
2	1'39.743	23.040	26.474	22.932	27.297	230.7
3	1'39.853	23.148	26.452	22.976	27.277	229.2
4	1'40.078	23.107	26.584	23.016	27.371	228.4
5	1'40.472	23.180	26.540	23.097	27.655	228.4
6	1'40.192	23.138	26.490	23.124	27.440	227.6
7	1'48.095 P	24.232	28.847	23.887	31.129	228.4
8	10'45.294	24.865	28.068	23.540	28.032	
9	1'40.171	23.185	26.608	22.894	27.484	226.1
10	1'42.114	23.078	26.604	24.444	27.988	226.9
11	1'40.038	23.230	26.499	22.940	27.369	226.9
12	1'41.362	23.321	27.132	23.286	27.623	227.6
13	1'40.273	23.239	26.470	22.964	27.600	227.6
14	1'52.861 P	27.350	28.221	24.732	32.558	226.1
15	2'01.823	22.115	26.991	23.088	27.388	
16	1'41.439	23.192	26.708	23.816	27.723	230.7
17	1'46.191 P	23.637	27.066	23.670	31.818	227.6

18th 24 Tatsuki SUZUKI Liqui Moly Husqvarna JPN
Runs=2 Total laps=13 Full laps=9 Valid laps=9

1	14'44.682	24.977	28.308	24.098	28.119	
2	1'42.482	23.897	27.046	23.581	27.958	222.5
3	1'41.966	23.634	26.830	23.531	27.971	223.2
4	1'41.572	23.612	26.764	23.412	27.784	223.9
5	1'41.749	23.519	26.833	23.415	27.982	223.9
6	1'42.921	23.964	27.385	24.071	27.501	221.8
7	1'40.624	23.368	26.547	23.215	27.494	228.4
8	1'57.120 P	25.873	28.062	25.248	37.937	225.4
9	14'41.924	23.393	27.408	23.515	27.851	
10	1'40.716	23.426	26.576	23.106	27.608	224.7
11	1'40.713	23.358	26.522	23.160	27.673	227.6
12	1'41.076	23.435	26.700	23.151	27.790	225.4
13	1'57.947 P	25.403	29.709	25.968	36.867	225.4

16th 5 Tatchakorn BUASRI Honda Team Asia THA
Runs=3 Total laps=16 Full laps=10 Valid laps=10

1	2'24.293	25.914	27.356	23.482	27.867	
2	1'43.151	23.662	27.564	24.222	27.703	228.4
3	1'40.140	23.259	26.457	22.974	27.450	228.4
4	1'39.863	23.178	26.335	22.915	27.435	227.6
5	1'39.765	23.022	26.391	22.955	27.397	226.1
6	1'44.877	23.167	27.596	25.153	28.961	227.6
7	1'40.412	23.237	26.615	23.000	27.560	229.2
8	2'00.047 P	27.740	31.067	26.837	34.403	224.7
9	12'56.446	25.942	27.314	23.657	28.162	
10	1'40.931	23.290	26.795	23.096	27.750	226.1
11	1'40.587	23.177	26.600	23.100	27.710	226.9
12	1'40.828	23.225	26.708	23.154	27.741	226.9
13	1'55.770 P	26.158	29.820	26.243	33.549	226.1
14	9'48.816	25.480	28.028	24.005	28.443	
15	1'43.804	23.801	27.324	24.310	28.369	226.1
16	1'52.282 P	25.225	30.170	24.475	32.412	226.1


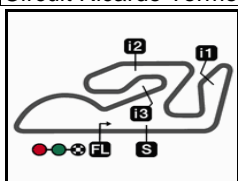
17th 10 Nicola CARRARO MTA Team ITA
Runs=3 Total laps=15 Full laps=9 Valid laps=9

1	9'52.666	26.817	27.594	25.481	28.324	
---	----------	--------	--------	--------	--------	--

Fastest Lap: José Antonio RUEDA Red Bull KTM Ajo SPA **1'37.683** 22.612 25.810 22.291 26.970

These data/results cannot be reproduced, stored and/or transmitted in whole or in part by any manner of electronic, mechanical, photocopying, recording, broadcasting or otherwise now known or herein after developed without the previous express consent by the copyright owner, except for reproduction in daily press and regular printed publications on sale to the public within 60 days of the event related to those data/results and always provided that copyright symbol appears together as follows below.
© DORNA, 2024

Circuit Ricardo Tormo

Results and timing service provided by  TISSOT

4005 m.

Valencia Moto2™ & Moto3™ Official Test

Session 3

Best Partial Times

Moto3™

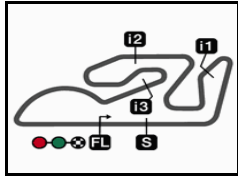
IT Ideal Lap Time, sum of the best partial times*BT* Best Lap Time

T1		T2		T3		T4						
Pos	Rider	Time	Rider	Time	Rider	Time	Rider	Time	Pos	Rider	IT	BT
1	J.RUEDA	22.612	J.RUEDA	25.810	J.RUEDA	22.291	D.ALONSO	26.922	1	J.RUEDA	1'37.666	1'37.683 (1)
2	D.ALONSO	22.637	F.FARIOLI	25.940	D.ALMANSA	22.457	J.RUEDA	26.953	2	D.ALONSO	1'38.103	1'38.208 (2)
3	M.BERTELLE	22.733	L.LUNETTA	25.961	D.ALONSO	22.509	A.PIQUERAS	26.983	3	D.ALMANSA	1'38.247	1'38.366 (5)
4	A.PIQUERAS	22.733	D.ALMANSA	25.968	L.LUNETTA	22.524	A.FERNANDEZ	26.987	4	F.FARIOLI	1'38.260	1'38.373 (6)
5	A.FERNANDEZ	22.735	A.PIQUERAS	25.983	F.FARIOLI	22.537	D.ALMANSA	27.024	5	A.PIQUERAS	1'38.291	1'38.291 (3)
6	F.FARIOLI	22.743	M.BERTELLE	25.988	A.FERNANDEZ	22.548	F.FARIOLI	27.040	6	A.FERNANDEZ	1'38.299	1'38.361 (4)
7	J.ROULSTONE	22.784	A.FERNANDEZ	26.029	J.ROULSTONE	22.550	J.ROULSTONE	27.071	7	M.BERTELLE	1'38.402	1'38.517 (9)
8	D.ALMANSA	22.798	D.ALONSO	26.035	A.PIQUERAS	22.592	M.BERTELLE	27.079	8	L.LUNETTA	1'38.508	1'38.508 (7)
9	X.ZURUTUZA	22.902	T.FURUSATO	26.096	M.BERTELLE	22.602	L.LUNETTA	27.115	9	J.ROULSTONE	1'38.511	1'38.511 (8)
10	L.LUNETTA	22.908	X.ZURUTUZA	26.096	R.YAMANAKA	22.655	X.ZURUTUZA	27.203	10	X.ZURUTUZA	1'38.909	1'38.996 (10)
11	I.ORTOLÁ	22.925	J.ROULSTONE	26.106	X.ZURUTUZA	22.708	N.DETTWILER	27.212	11	T.FURUSATO	1'39.029	1'39.077 (11)
12	R.YAMANAKA	22.960	R.YAMANAKA	26.154	T.FURUSATO	22.724	I.ORTOLÁ	27.214	12	R.YAMANAKA	1'39.034	1'39.234 (13)
13	N.DETTWILER	22.982	I.ORTOLÁ	26.171	N.DETTWILER	22.740	T.FURUSATO	27.219	13	I.ORTOLÁ	1'39.091	1'39.131 (12)
14	T.FURUSATO	22.990	N.CARRARO	26.245	I.ORTOLÁ	22.781	R.YAMANAKA	27.265	14	N.DETTWILER	1'39.222	1'39.504 (14)
15	N.CARRARO	23.012	N.DETTWILER	26.288	N.CARRARO	22.803	E.O'SHEA	27.277	15	N.CARRARO	1'39.434	1'39.818 (17)
16	T.BUASRI	23.022	T.BUASRI	26.335	E.O'SHEA	22.894	N.CARRARO	27.374	16	E.O'SHEA	1'39.663	1'39.743 (15)
17	E.O'SHEA	23.040	E.O'SHEA	26.452	T.BUASRI	22.915	T.BUASRI	27.397	17	T.BUASRI	1'39.669	1'39.765 (16)
18	T.SUZUKI	23.358	T.SUZUKI	26.522	T.SUZUKI	23.106	T.SUZUKI	27.494	18	T.SUZUKI	1'40.480	1'40.624 (18)

These data/results cannot be reproduced, stored and/or transmitted in whole or in part by any manner of electronic, mechanical, photocopying, recording, broadcasting or otherwise now known or herein after developed without the previous express consent by the copyright owner, except for reproduction in daily press and regular printed publications on sale to the public within 60 days of the event related to those data/results and always provided that copyright symbol appears together as follows below.
© DORNA, 2024

Official MotoGP Timing by TISSOT
www.motogp.com






4005 m.

Valencia Moto2™ & Moto3™ Official Test

Session 3

Fastest Laps Sequence

<i>Practice Time</i>	 <i>Rider</i>	<i>Nation</i>	<i>Motorcycle</i>	<i>Time</i>	<i>Km/h</i>	<i>Rider's Lap</i>
3'52.524	55 Noah DETTWILER	SWI	KTM	1'41.494	142.0	2
4'02.122	31 Adrian FERNANDEZ	SPA	HONDA	1'39.301	145.1	2
4'10.365	22 David ALMANSA	SPA	HONDA	1'39.212	145.3	2
5'02.158	99 José Antonio RUEDA	SPA	KTM	1'38.801	145.9	2
6'40.765	99 José Antonio RUEDA	SPA	KTM	1'38.607	146.2	3
22'58.620	22 David ALMANSA	SPA	HONDA	1'38.436	146.4	7
35'37.920	99 José Antonio RUEDA	SPA	KTM	1'37.987	147.1	13
38'57.130	99 José Antonio RUEDA	SPA	KTM	1'37.683	147.5	15

These data/results cannot be reproduced, stored and/or transmitted in whole or in part by any manner of electronic, mechanical, photocopying, recording, broadcasting or otherwise now known or herein after developed without the previous express consent by the copyright owner, except for reproduction in daily press and regular printed publications on sale to the public within 60 days of the event related to those data/results and always provided that copyright symbol appears together as follows below.

© DORNA, 2024

Official MotoGP Timing by TISSOT
www.motogp.com

Cheste, Monday, November 27, 2023

