


4005 m.

# Valencia MotoGP™ Official Test

## Session 1

### Classification

**3**

	Rider	Nation	Team	Motorcycle	Time	Lap Total	Gap	Top Speed
1	89 <b>Jorge MARTIN</b>	SPA	Prima Pramac Racing	DUCATI	<b>1'30.325</b>	11 11		<b>333.7</b>
2	73 <b>Alex MARQUEZ</b>	SPA	Gresini Racing MotoGP	DUCATI	<b>1'30.369</b>	5 11	0.044 0.044	<b>328.9</b>
3	1 <b>Francesco BAGNAIA</b>	ITA	Ducati Lenovo Team	DUCATI	<b>1'30.462</b>	14 15	0.137 0.093	<b>332.1</b>
4	37 <b>Augusto FERNANDEZ</b>	SPA	GASGAS Factory Racing Tech3	GASGAS	<b>1'30.563</b>	17 17	0.238 0.101	<b>327.4</b>
5	33 <b>Brad BINDER</b>	RSA	Red Bull KTM Factory Racing	KTM	<b>1'30.564</b>	5 12	0.239 0.001	<b>333.7</b>
6	93 <b>Marc MARQUEZ</b>	SPA	Gresini Racing MotoGP	DUCATI	<b>1'30.683</b>	7 8	0.358 0.119	<b>333.7</b>
7	12 <b>Maverick VIÑALES</b>	SPA	Aprilia Racing	APRILIA	<b>1'30.719</b>	9 19	0.394 0.036	<b>328.9</b>
8	25 <b>Raul FERNANDEZ</b>	SPA	Aprilia Racing IT	APRILIA	<b>1'30.833</b>	4 12	0.508 0.114	<b>328.9</b>
9	20 <b>Fabio QUARTARARO</b>	FRA	Monster Energy Yamaha MotoGP	YAMAHA	<b>1'30.951</b>	5 13	0.626 0.118	<b>332.1</b>
10	36 <b>Joan MIR</b>	SPA	Repsol Honda Team	HONDA	<b>1'31.230</b>	16 18	0.905 0.279	<b>328.9</b>
11	43 <b>Jack MILLER</b>	AUS	Red Bull KTM Factory Racing	KTM	<b>1'31.250</b>	9 12	0.925 0.020	<b>328.9</b>
12	49 <b>Fabio DI GIANNANTONIO</b>	ITA	Mooney VR46 Racing Team	DUCATI	<b>1'31.530</b>	4 12	1.205 0.280	<b>328.9</b>
13	23 <b>Enea BASTIANINI</b>	ITA	Ducati Lenovo Team	DUCATI	<b>1'31.608</b>	5 17	1.283 0.078	<b>332.1</b>
14	42 <b>Alex RINS</b>	SPA	Monster Energy Yamaha MotoGP	YAMAHA	<b>1'31.625</b>	11 13	1.300 0.017	<b>327.4</b>
15	30 <b>Takaaki NAKAGAMI</b>	JPN	IDEMITSU Honda LCR	HONDA	<b>1'31.706</b>	10 17	1.381 0.081	<b>324.3</b>
16	5 <b>Johann ZARCO</b>	FRA	CASTROL Honda LCR	HONDA	<b>1'31.732</b>	16 17	1.407 0.026	<b>327.4</b>
17	72 <b>Marco BEZZECCHI</b>	ITA	Mooney VR46 Racing Team	DUCATI	<b>1'31.744</b>	5 17	1.419 0.012	<b>332.1</b>
18	35 <b>Cal CRUTCHLOW</b>	GBR	Yamaha Factory	YAMAHA	<b>1'32.109</b>	12 16	1.784 0.365	<b>325.8</b>
19	10 <b>Luca MARINI</b>	ITA	Repsol Honda Team	HONDA	<b>1'32.198</b>	11 17	1.873 0.089	<b>327.4</b>
20	31 <b>Pedro ACOSTA</b>	SPA	GASGAS Factory Racing Tech3	GASGAS	<b>1'32.258</b>	13 19	1.933 0.060	<b>328.9</b>
21	41 <b>Aleix ESPARGARO</b>	SPA	Aprilia Racing	APRILIA	<b>1'32.312</b>	8 9	1.987 0.054	<b>328.9</b>
22	21 <b>Franco MORBIDELLI</b>	ITA	Prima Pramac Racing	DUCATI	<b>1'32.833</b>	10 15	2.508 0.521	<b>330.5</b>
<b>No time set</b>								
	32 <b>Lorenzo SAVADORI</b>	ITA	Aprilia Racing	APRILIA				

Practice condition: **Dry**Air: **14°**Humidity: **62%**Ground: **14°**

<b>Fastest Lap:</b>	Lap: 11	<b>Jorge MARTIN</b>	<b>1'30.325</b>	159.6 Km/h
<b>Best Race Lap:</b>	2023	<b>Brad BINDER</b>	<b>1'30.145</b>	159.9 Km/h
<b>All Time Lap Record:</b>	2023	<b>Maverick VIÑALES</b>	<b>1'28.931</b>	162.1 Km/h

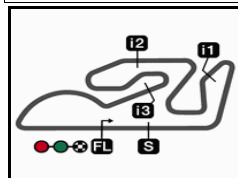
The results are provisional until the end of the limit for protest and appeals.

Time limit for protest expires 60' after publication of the results - ..... Time: .....

These data/results cannot be reproduced, stored and/or transmitted in whole or in part by any manner of electronic, mechanical, photocopying, recording, broadcasting or otherwise now known or herein after developed without the previous express consent by the copyright owner, except for reproduction in daily press and regular printed publications on sale to the public within 60 days of the event related to those data/results and always provided that copyright symbol appears together as follows below.

© DORNA, 2024

Official MotoGP Timing by **TISSOT**  
www.motogp.com**Cheste, Tuesday, November 28, 2023**




4005 m.

## Valencia MotoGP™ Official Test

### Session 1

### Top Speed & Average

4

	Rider	Nation	Motorcycle	Top 5 speeds					Average	Top
33	<b>Brad BINDER</b>	<b>RSA</b>	KTM	333.7	332.1	332.1	332.1	332.1	332.4	<b>333.7</b>
89	<b>Jorge MARTIN</b>	<b>SPA</b>	DUCATI	333.7	333.7	332.1	332.1	332.1	332.5	<b>333.7</b>
93	<b>Marc MARQUEZ</b>	<b>SPA</b>	DUCATI	333.7	333.7	333.7	330.5	330.5	332.4	<b>333.7</b>
1	<b>Francesco BAGNAIA</b>	<b>ITA</b>	DUCATI	332.1	332.1	332.1	332.1	330.5	331.2	<b>332.1</b>
20	<b>Fabio QUARTARARO</b>	<b>FRA</b>	YAMAHA	332.1	330.5	330.5	330.5	328.9	329.9	<b>332.1</b>
23	<b>Enea BASTIANINI</b>	<b>ITA</b>	DUCATI	332.1	332.1	332.1	330.5	330.5	331.0	<b>332.1</b>
72	<b>Marco BEZZECCHI</b>	<b>ITA</b>	DUCATI	332.1	330.5	330.5	330.5	330.5	330.7	<b>332.1</b>
21	<b>Franco MORBIDELLI</b>	<b>ITA</b>	DUCATI	330.5	330.5	328.9	328.9	328.9	329.4	<b>330.5</b>
12	<b>Maverick VIÑALES</b>	<b>SPA</b>	APRILIA	328.9	328.9	328.9	328.9	327.4	328.3	<b>328.9</b>
25	<b>Raul FERNANDEZ</b>	<b>SPA</b>	APRILIA	328.9	327.4	325.8	325.8	325.8	326.4	<b>328.9</b>
31	<b>Pedro ACOSTA</b>	<b>SPA</b>	GASGAS	328.9	328.9	327.4	327.4	327.4	327.8	<b>328.9</b>
36	<b>Joan MIR</b>	<b>SPA</b>	HONDA	328.9	327.4	327.4	327.4	325.8	326.4	<b>328.9</b>
41	<b>Aleix ESPARGARO</b>	<b>SPA</b>	APRILIA	328.9	328.9	328.9	327.4	327.4	328.3	<b>328.9</b>
43	<b>Jack MILLER</b>	<b>AUS</b>	KTM	328.9	328.9	327.4	327.4	327.4	327.8	<b>328.9</b>
49	<b>Fabio DI GIANNANTONIO</b>	<b>ITA</b>	DUCATI	328.9	328.9	328.9	328.9	327.4	328.3	<b>328.9</b>
73	<b>Alex MARQUEZ</b>	<b>SPA</b>	DUCATI	328.9	327.4	327.4	327.4	327.4	327.6	<b>328.9</b>
5	<b>Johann ZARCO</b>	<b>FRA</b>	HONDA	327.4	327.4	327.4	325.8	325.8	326.2	<b>327.4</b>
10	<b>Luca MARINI</b>	<b>ITA</b>	HONDA	327.4	325.8	325.8	325.8	325.8	326.0	<b>327.4</b>
37	<b>Augusto FERNANDEZ</b>	<b>SPA</b>	GASGAS	327.4	325.8	325.8	325.8	325.8	326.0	<b>327.4</b>
42	<b>Alex RINS</b>	<b>SPA</b>	YAMAHA	327.4	327.4	327.4	327.4	327.4	327.4	<b>327.4</b>
35	<b>Cal CRUTCHLOW</b>	<b>GBR</b>	YAMAHA	325.8	325.8	325.8	325.8	324.3	324.8	<b>325.8</b>
30	<b>Takaaki NAKAGAMI</b>	<b>JPN</b>	HONDA	324.3	324.3	324.3	324.3	324.3	324.3	<b>324.3</b>

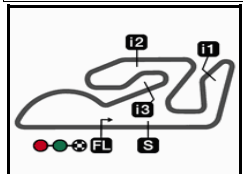
These data/results cannot be reproduced, stored and/or transmitted in whole or in part by any manner of electronic, mechanical, photocopying, recording, broadcasting or otherwise now known or herein after developed without the previous express consent by the copyright owner, except for reproduction in daily press and regular printed publications on sale to the public within 60 days of the event related to those data/results and always provided that copyright symbol appears together as follows below.

© DORNA, 2024

Official MotoGP Timing by **TISSOT**  
www.motogp.com



**Cheste, Tuesday, November 28, 2023**



4005 m.

## Valencia MotoGP™ Official Test

## Session 1

## Chronological Analysis of Performances

5

\* Lap / Sector time cancelled

T1 Time from finish line to 1st intermediate

T3 Time from 2nd intermed. to 3rd intermed.

P Crossing the finish line in pit lane

T2 Time from 1st intermed. to 2nd intermed.

T4 Time from 3rd intermediate to finish line

Lap	Lap Time	T1	T2	T3	T4	Speed	Lap	Lap Time	T1	T2	T3	T4	Speed		
<b>1st</b>	<b>89</b>	<b>Jorge MARTIN</b> Prima Pramac Racing SPA					Runs=2 Total laps=11 Full laps=8 Valid laps=8	<b>4th</b>	<b>37</b>	<b>Augusto FERNAND</b> GASGAS Factory Rac SPA					Runs=3 Total laps=17 Full laps=12 Valid laps=12
1	1:12'35.873	21.086	25.856	22.161	24.633		1	1:04'24.572	25.437	28.092	24.115	25.885			
2	<b>1'34.989</b>	23.629	24.997	22.047	24.316	330.5	2	<b>1'34.409</b>	21.393	25.522	22.511	24.983	321.3		
3	<b>1'31.663</b>	20.691	24.691	22.032	24.249	332.1	3	<b>1'32.565</b>	21.030	24.841	22.044	24.650	325.8		
4	<b>1'31.135</b>	20.413	24.587	21.961	24.174	327.4	4	<b>1'31.137</b>	20.477	24.543	21.756	24.361	325.8		
5	<b>1'30.859</b>	20.339	24.550	21.817	24.153	<b>333.7</b>	5	<b>1'31.191</b>	20.551	24.528	21.616	24.496	324.3		
6	<b>1'30.723</b>	20.241	24.455	21.730	24.297	332.1	6	<b>1'30.946</b>	20.525	24.396	21.706	24.319	325.8		
7	<b>1'38.928</b> P	<b>22.726</b>	<b>27.059</b>	<b>21.908</b>	<b>27.235</b>	<b>332.1</b>	7	<b>1'36.770</b> P	<b>20.457</b>	<b>24.439</b>	<b>21.711</b>	<b>30.163</b>	<b>325.8</b>		
8	10'07.504	21.162	25.587	22.225	24.421		8	12'30.701	26.658	27.550	23.308	26.567			
9	<b>1'31.361</b>	20.519	24.775	21.882	24.185	332.1	9	<b>1'36.876</b>	21.445	25.185	22.217	28.029	318.3		
10	<b>1'30.638</b>	20.351	24.502	<b>21.687</b>	24.098	333.7	10	<b>1'34.445</b>	21.116	25.370	22.816	25.143	322.8		
11	<b>1'30.325</b>	<b>20.178</b>	<b>24.367</b>	21.731	<b>24.049</b>	332.1	11	<b>1'32.700</b>	20.944	24.900	22.130	24.726	321.3		
unfinished		20.330	24.395			332.1	12	<b>1'32.538</b>	20.877	24.846	22.049	24.766	321.3		
<b>2nd</b>	<b>73</b>	<b>Alex MARQUEZ</b> Gresini Racing MotoGP SPA					Runs=2 Total laps=11 Full laps=7 Valid laps=7	13	<b>1'37.648</b> P	20.901	24.960	22.417	<b>29.370</b>	<b>319.8</b>	
1	1:15'48.881	23.918	27.002	23.426	25.289		14	21'04.147	26.028	26.586	23.861	26.910			
2	<b>1'33.206</b>	21.047	25.323	22.222	24.614	324.3	15	<b>1'31.803</b>	20.913	24.840	21.842	24.208	<b>327.4</b>		
3	<b>1'31.900</b>	20.786	24.816	21.990	24.308	327.4	16	<b>1'31.594</b>	20.769	24.550	21.638	24.637	325.8		
4	<b>1'31.110</b>	20.598	24.633	21.632	24.247	327.4	17	<b>1'30.563</b>	20.526	<b>24.395</b>	<b>21.492</b>	<b>24.150</b>	325.8		
5	<b>1'30.369</b>	<b>20.405</b>	<b>24.301</b>	<b>21.566</b>	<b>24.097</b>	327.4	unfinished		<b>20.450</b>				324.3		
6	<b>1'38.530</b> P	21.506	25.601	22.332	29.091	<b>328.9</b>	<b>5th</b>	<b>33</b>	<b>Brad BINDER</b> Red Bull KTM Factory RSA					Runs=2 Total laps=12 Full laps=8 Valid laps=8	
7	11'34.900	25.037	26.985	23.000	25.394		1	1:18'07.035	24.084	27.149	23.594	25.295			
8	<b>1'33.337</b>	21.048	25.380	22.233	24.676	324.3	2	<b>1'39.363</b>	21.230	25.384	23.487	29.262	328.9		
9	<b>1'32.103</b>	20.738	24.754	22.081	24.530	327.4	3	<b>1'35.886</b>	22.870	25.415	22.745	24.856	332.1		
10	<b>1'31.155</b>	20.417	24.525	21.832	24.381	327.4	4	<b>1'31.532</b>	20.605	24.899	21.802	24.226	332.1		
11	<b>1'40.700</b> P	23.791	25.524	22.267	29.118	327.4	5	<b>1'30.564</b>	<b>20.283</b>	<b>24.459</b>	21.710	<b>24.112</b>	330.5		
<b>3rd</b>	<b>1</b>	<b>Francesco BAGNAI</b> Ducati Lenovo Team ITA					Runs=2 Total laps=15 Full laps=11 Valid laps=11	6	<b>1'40.600</b> P	23.401	25.439	22.678	<b>29.082</b>	332.1	
1	1:11'52.352	24.964	26.794	23.173	25.276		7	24'42.454	23.529	26.839	23.285	26.672			
2	<b>1'36.892</b>	24.072	25.572	22.392	24.856	328.9	8	<b>1'32.517</b>	20.807	25.260	22.065	24.385	328.9		
3	<b>1'35.302</b>	23.058	25.308	22.184	24.752	330.5	9	<b>1'31.125</b>	20.433	24.699	21.788	24.205	332.1		
4	<b>1'32.284</b>	20.801	24.862	22.041	24.580	328.9	10	<b>1'31.022</b>	20.322	24.646	21.750	24.304	330.5		
5	<b>1'35.518</b>	22.973	25.591	22.152	24.802	330.5	11	<b>1'30.668</b>	20.299	24.495	<b>21.685</b>	24.189	332.1		
6	<b>1'31.505</b>	20.880	24.623	21.659	24.343	327.4	12	<b>1'42.725</b> P	25.428	25.922	22.690	<b>28.685</b>	<b>333.7</b>		
7	<b>1'42.034</b> P	23.991	26.116	24.060	<b>27.867</b>	330.5	<b>6th</b>	<b>93</b>	<b>Marc MARQUEZ</b> Gresini Racing MotoGP SPA					Runs=1 Total laps=8 Full laps=6 Valid laps=6	
8	12'34.727	23.022	26.401	22.747	24.797		1	1:16'05.390	24.637	28.097	24.189	25.899			
9	<b>1'32.001</b>	20.845	24.900	21.682	24.574	330.5	2	<b>1'35.672</b>	21.535	26.031	23.119	24.987	324.3		
10	<b>1'37.890</b>	26.505	25.062	21.877	24.446	322.8	3	<b>1'37.475</b>	23.778	25.818	22.427	25.452	330.5		
11	<b>1'31.099</b>	20.529	24.602	21.769	24.199	<b>332.1</b>	4	<b>1'32.738</b>	20.837	25.050	22.294	24.557	327.4		
12	<b>1'31.057</b>	20.479	24.445	21.743	24.390	332.1	5	<b>1'33.029</b>	21.090	25.002	22.385	24.552	330.5		
13	<b>1'30.841</b>	20.468	24.458	21.659	24.256	330.5	6	<b>1'31.525</b>	20.557	24.765	21.909	24.294	<b>333.7</b>		
14	<b>1'30.462</b>	<b>20.384</b>	<b>24.415</b>	<b>21.533</b>	<b>24.130</b>	332.1	7	<b>1'30.683</b>	<b>20.277</b>	<b>24.506</b>	<b>21.685</b>	<b>24.215</b>	333.7		
15	<b>1'37.523</b> P	20.997	26.001	22.538	<b>27.987</b>	332.1									

**Fastest Lap:** Jorge MARTIN Prima Pramac Racing SPA **1'30.325** 20.178 24.367 21.731 24.049

These data/results cannot be reproduced, stored and/or transmitted in whole or in part by any manner of electronic, mechanical, photocopying, recording, broadcasting or otherwise now known or herein after developed without the previous express consent by the copyright owner, except for reproduction in daily press and regular printed publications on sale to the public within 60 days of the event related to those data/results and always provided that copyright symbol appears together as follows below.  
© DORNA, 2024



Session 1

MotoGP

Lap	Lap Time	T1	T2	T3	T4	Speed	Lap	Lap Time	T1	T2	T3	T4	Speed				
8	1'39.715	P	21.393	25.480	22.466	30.376	333.7										
<b>7th</b>	<b>12</b>	<b>Maverick VIÑALES</b>				Aprilia Racing	SPA	<b>10th</b>	<b>36</b>	<b>Joan MIR</b>				Repsol Honda Team	SPA		
		Runs=4	Total laps=19	Full laps=11	Valid laps=11			Runs=3	Total laps=18	Full laps=12	Valid laps=12						
1	56'55.165		22.366	26.051	22.426	24.417	1	36'47.303	23.107	26.945	22.929	25.241					
2	<b>1'32.103</b>		20.702	24.793	21.860	24.748	328.9	2	<b>1'34.059</b>	21.067	25.605	22.460	24.927	325.8			
3	<b>1'31.256</b>		20.498	24.687	21.736	24.335	328.9	3	<b>1'32.650</b>	20.804	25.073	22.132	24.641	325.8			
4	<b>1'30.798</b>		20.315	24.552	21.677	24.254	325.8	4	<b>1'32.232</b>	20.677	24.965	21.942	24.648	325.8			
5	1'39.896	P	23.326	25.876	22.544	28.150	328.9	5	1'39.594	P	20.709	25.000	23.141	30.744	325.8		
6	9'25.334		22.627	25.655	22.198	24.599	6	12'53.527		22.899	26.948	23.249	25.168				
7	<b>1'31.868</b>		20.811	24.840	21.868	24.349	324.3	7	<b>1'33.168</b>	20.943	25.281	22.186	24.758	325.8			
8	<b>1'31.017</b>		20.461	24.644	21.678	24.234	325.8	8	<b>1'32.071</b>	20.568	25.047	22.020	24.436	324.3			
9	<b>1'30.719</b>		20.287	24.459	21.736	24.237	327.4	9	<b>1'32.429</b>	20.556	24.929	22.156	24.788	325.8			
10	1'34.555	P	20.312	24.410	21.750	28.083	327.4	10	<b>1'31.853</b>	20.635	24.869	21.873	24.476	327.4			
11	14'01.762		21.346	25.265	22.088	24.496	11	1'38.579	P	20.693	24.833	21.967	31.086	327.4			
12	<b>1'31.212</b>		20.530	24.670	21.717	24.295	325.8	12	24'49.506		23.716	25.854	22.416	24.668			
13	<b>1'30.862</b>		20.405	24.529	21.625	24.303	324.3	13	<b>1'32.460</b>	20.909	25.007	21.949	24.595	325.8			
14	<b>1'30.798</b>		20.418	24.509	21.654	24.217	328.9	14	<b>1'31.749</b>	20.598	24.805	21.852	24.494	325.8			
15	1'34.761	P	20.358	24.544	22.198	27.661	327.4	15	<b>1'31.580</b>	20.623	24.678	21.780	24.499	325.8			
16	11'39.512		22.095	25.446	22.144	24.635	16	<b>1'31.230</b>		20.500	24.708	21.687	24.335	328.9			
17	<b>1'32.145</b>		20.471	24.958	22.013	24.703	325.8	17	<b>1'31.814</b>	20.518	24.841	21.848	24.607	327.4			
18	<b>1'34.219</b>		22.650	25.082	21.935	24.552	324.3	18	1'40.296	P	20.530	26.674	23.219	29.873	325.8		
19	1'36.621	P	20.581	24.661	21.885	29.494	324.3										
<b>8th</b>	<b>25</b>	<b>Raul FERNANDEZ</b>				Aprilia Racing IT	SPA	<b>11th</b>	<b>43</b>	<b>Jack MILLER</b>				Red Bull KTM Factory	AUS		
		Runs=2	Total laps=12	Full laps=8	Valid laps=8			Runs=2	Total laps=12	Full laps=8	Valid laps=8						
1	1:16'07.019		22.172	26.374	22.963	25.152	1	1:06'08.859		22.720	27.221	23.566	25.283				
2	<b>1'32.980</b>		21.091	25.135	22.518	24.236	325.8	2	<b>1'34.089</b>	21.082	25.667	22.414	24.926	327.4			
3	<b>1'31.890</b>		21.024	24.730	21.907	24.229	325.8	3	<b>1'33.397</b>	21.255	25.330	22.186	24.626	327.4			
4	<b>1'30.833</b>		20.439	24.605	21.621	24.168	325.8	4	<b>1'31.971</b>	20.749	24.938	21.864	24.420	327.4			
5	1'36.596	P	20.387	24.592	23.204	28.413	325.8	5	1'41.094	P	21.471	26.369	22.754	30.500	327.4		
6	21'46.143		21.894	25.987	22.618	24.702	6	20'10.706		22.090	26.146	22.572	28.427				
7	<b>1'32.601</b>		20.953	25.116	22.146	24.386	322.8	7	<b>1'32.633</b>	20.930	25.098	21.938	24.667	327.4			
8	<b>1'31.940</b>		20.554	24.644	21.819	24.923	328.9	8	<b>1'31.795</b>	20.612	24.770	21.789	24.624	328.9			
9	<b>1'30.980</b>		20.332	24.533	21.817	24.298	324.3	9	<b>1'31.250</b>	20.554	24.604	21.710	24.382	325.8			
10	<b>1'30.894</b>		20.289	24.554	21.684	24.367	327.4	10	<b>1'32.503</b>	20.609	24.959	22.189	24.746	328.9			
11	<b>1'33.711</b>		22.843	24.733	21.711	24.424	325.8	11	<b>1'31.710</b>		20.542	24.764	21.837	24.567	325.8		
12	1'36.555	P	20.890	25.197	22.361	28.107	325.8	12	1'36.719	P	20.576	24.771	21.930	29.442	325.8		
<b>9th</b>	<b>20</b>	<b>Fabio QUARTARAR</b>				Monster Energy Yama	FRA	<b>12th</b>	<b>49</b>	<b>Fabio DI GIANNANT</b>				Mooney VR46 Racing	ITA		
		Runs=2	Total laps=13	Full laps=9	Valid laps=9			Runs=2	Total laps=12	Full laps=8	Valid laps=8						
1	1:07'51.056		22.980	27.204	23.357	25.534	1	1:06'43.458		24.100	26.765	23.233	25.012				
2	<b>1'34.858</b>		22.346	25.342	22.495	24.675	325.8	2	<b>1'33.416</b>	21.241	25.545	22.260	24.370	327.4			
3	<b>1'31.848</b>		20.895	24.784	21.860	24.309	328.9	3	<b>1'32.074</b>	20.726	24.854	22.087	24.407	328.9			
4	<b>1'31.086</b>		20.542	24.527	21.734	24.283	328.9	4	<b>1'31.530</b>		20.641	24.744	21.833	24.312	327.4		
5	<b>1'30.951</b>		20.571	24.431	21.694	24.255	330.5	5	<b>1'31.678</b>		20.620	24.920	21.847	24.291	328.9		
6	1'37.905	P	22.185	26.365	22.500	26.855	330.5	6	1'39.231	P	21.186	25.244	22.250	30.551	325.8		
7	11'09.088		21.599	25.857	22.525	24.771	7	12'30.699		24.487	26.299	22.669	24.886				
8	<b>1'32.168</b>		20.953	24.839	21.895	24.481	330.5	8	<b>1'33.066</b>	21.049	25.094	22.160	24.763	325.8			
9	<b>1'31.363</b>		20.666	24.586	21.759	24.352	328.9	9	<b>1'32.516</b>	20.896	24.939	22.136	24.545	325.8			
10	<b>1'31.255</b>		20.612	24.532	21.766	24.345	332.1	10	<b>1'32.274</b>	20.626	25.037	22.097	24.514	327.4			
11	<b>1'31.080</b>		20.543	24.500	21.701	24.336	328.9	11	<b>1'32.310</b>	20.752	24.957	22.016	24.585	328.9			
12	<b>1'31.258</b>		20.562	24.596	21.771	24.329	327.4	12	1'42.711	P	23.313	25.860	23.039	30.499	328.9		
13	1'39.572	P	22.707	25.983	22.705	28.177	321.3										
<b>13th</b>	<b>23</b>	<b>Enea BASTIANINI</b>				Ducati Lenovo Team	ITA										
		Runs=3	Total laps=17	Full laps=11	Valid laps=11												
1	58'56.798		23.337	27.212	23.233	25.272	1	58'56.798		23.337	27.212	23.233	25.272				
2	<b>1'33.404</b>		21.151	25.230	22.332	24.691	328.9	2	<b>1'33.404</b>	21.151	25.230	22.332	24.691	328.9			
3	<b>1'32.485</b>		20.980	24.924	22.054	24.527	330.5	3	<b>1'32.485</b>	20.980	24.924	22.054	24.527	330.5			

**Fastest Lap:** Jorge MARTIN Prima Pramac Racing SPA **1'30.325** 20.178 24.367 21.731 24.049

These data/results cannot be reproduced, stored and/or transmitted in whole or in part by any manner of electronic, mechanical, photocopying, recording, broadcasting or otherwise now known or herein after developed without the previous express consent by the copyright owner, except for reproduction in daily press and regular printed publications on sale to the public within 60 days of the event related to those data/results and always provided that copyright symbol appears together as follows below.  
© DORNA, 2024



# Session 1

# MotoGP

Lap	Lap Time	T1	T2	T3	T4	Speed	Lap	Lap Time	T1	T2	T3	T4	Speed
4	1'31.762	20.670	24.692	21.967	24.433	330.5	4	1'33.504	21.052	25.261	22.315	24.876	325.8
5	1'31.608	20.575	24.667	21.896	24.470	332.1	5	1'32.967	20.835	25.126	22.058	24.948	325.8
6	1'38.059 P	20.614	25.251	22.706	29.488	330.5	6	1'43.745 P	23.556	26.405	23.346	30.438	325.8
7	15'51.687	23.369	26.560	22.897	24.957		7	17'32.962	21.780	26.927	23.098	25.227	
8	1'33.261	21.006	25.229	22.319	24.707	328.9	8	1'33.438	21.072	25.503	22.119	24.744	324.3
9	1'32.028	20.645	24.830	22.006	24.547	332.1	9	1'32.406	20.892	25.035	21.936	24.543	325.8
10	1'32.363	20.689	24.698	22.351	24.625	332.1	10	1'32.451	20.830	25.055	21.933	24.633	324.3
11	1'31.910	20.673	24.769	21.967	24.501	330.5	11	1'43.383 P	26.022	25.883	22.530	28.948	325.8
12	1'31.663	20.569	24.782	21.862	24.450	328.9	12	17'13.451	22.197	26.287	22.836	24.835	
13	1'38.012 P	20.912	25.696	22.724	28.680	330.5	13	1'32.462	20.984	24.966	21.977	24.535	327.4
14	14'31.922	22.511	25.538	22.305	24.861		14	1'32.189	20.785	24.875	21.861	24.668	327.4
15	1'31.783	20.518	24.777	21.955	24.533	328.9	15	1'32.422	20.891	24.879	22.018	24.634	327.4
16	1'31.706	20.508	24.707	21.974	24.517	328.9	16	1'31.732	20.676	24.798	21.822	24.436	325.8
17	1'35.929 P	20.540	24.609	22.008	28.772	330.5	17	1'43.205 P	21.167	25.334	26.496	30.208	325.8

14th 42 Alex RINS		Monster Energy Yama SPA			
Runs=3	Total laps=13	Full laps=8	Valid laps=8		
1	42'30.097	24.929	28.161	23.928	26.121
2	1'35.977	21.928	26.034	22.790	25.225 316.8
3	1'33.779	21.005	25.330	22.444	25.000 325.8
4	1'32.641	20.792	25.097	22.037	24.715 325.8
5	1'32.050	20.643	24.845	22.034	24.528 327.4
6	1'38.143 P	20.657	24.803	23.063	29.620 327.4
7	22'02.724	24.916	26.648	22.676	25.081
8	1'32.553	20.725	25.054	21.998	24.776 327.4
9	1'32.571	20.642	24.950	22.167	24.812 327.4
10	1'31.721	20.578	24.649	21.912	24.582 327.4
11	1'31.625	20.614	24.642	21.833	24.536 325.8
12	1'44.268 P	23.185	27.575	23.622	29.886 327.4
13	38'52.677 P	25.872	45.575	25.928	30.600

17th 72 Marco BEZZECCHI		Mooney VR46 Racing ITA			
Runs=3	Total laps=17	Full laps=11	Valid laps=11		
1	1:00'37.782	27.036	28.536	24.557	25.523
2	1'34.959	21.157	25.903	22.805	25.094 330.5
3	1'34.663	21.487	25.615	22.522	25.039 330.5
4	1'32.863	20.902	25.163	22.207	24.591 330.5
5	1'31.744	20.635	24.927	21.864	24.318 330.5
6	1'38.704 P	21.397	25.676	22.760	28.871 332.1
7	16'33.669	24.371	27.424	23.675	26.072
8	1'35.236	21.452	25.892	22.695	25.197 327.4
9	1'33.060	20.991	25.274	22.164	24.631 328.9
10	1'32.768	21.047	24.969	22.135	24.617 330.5
11	1'52.015 P	29.136	28.480	23.977	30.422 318.3
12	12'40.270	23.972	26.724	23.143	25.160
13	1'33.464	21.253	25.346	22.269	24.596 328.9
14	1'32.306	20.808	24.963	21.997	24.538 330.5
15	1'31.816	20.632	24.784	21.849	24.551 330.5
16	1'32.717	20.666	24.821	22.235	24.995 330.5
17	2'01.531 P	20.833	24.863	22.171	53.664 327.4

15th 30 Takaaki NAKAGAMI		IDEMITSU Honda LC JPN			
Runs=3	Total laps=17	Full laps=11	Valid laps=11		
1	49'15.498	24.950	28.093	24.131	26.212
2	1'36.770	21.633	26.493	23.223	25.421 321.3
3	1'34.364	21.181	25.741	22.557	24.885 322.8
4	1'33.142	20.797	25.338	22.248	24.759 324.3
5	1'45.407 P	23.319	28.034	24.150	29.904 324.3
6	11'21.442	23.445	27.197	23.298	25.724
7	1'34.198	21.064	25.712	22.536	24.886 321.3
8	1'32.745	20.900	25.158	22.136	24.551 321.3
9	1'33.724	21.326	25.360	22.338	24.700 324.3
10	1'31.706	20.628	24.752	21.924	24.402 324.3
11	1'41.186 P	22.241	26.696	23.469	28.780 324.3
12	12'57.452	26.071	27.526	24.975	28.034
13	1'35.407	21.642	25.864	22.846	25.055 322.8
14	1'33.452	20.998	25.226	22.433	24.795 322.8
15	1'32.289	20.821	24.930	21.989	24.549 324.3
16	1'31.770	20.473	24.835	22.035	24.427 322.8
17	1'43.641 P	23.521	27.223	23.568	29.329 324.3

18th 35 Cal CRUTCHLOW		Yamaha Factory GBR			
Runs=2	Total laps=16	Full laps=12	Valid laps=12		
1	1:00'27.994	25.099	28.649	25.242	26.741
2	1'38.318	22.732	27.381	22.914	25.291 325.8
3	1'34.436	21.222	25.619	22.597	24.998 324.3
4	1'33.672	21.043	25.389	22.295	24.945 324.3
5	1'33.088	20.879	25.136	22.237	24.836 324.3
6	1'32.768	20.957	25.141	22.089	24.581 324.3
7	1'32.395	20.768	25.071	22.036	24.520 325.8
8	1'44.750 P	25.506	26.583	23.351	29.310 325.8
9	14'44.885	24.533	26.966	23.246	25.258
10	1'33.822	21.102	25.704	22.331	24.685 324.3
11	1'32.280	20.841	24.968	21.894	24.577 324.3
12	1'32.109	20.706	24.943	21.872	24.588 322.8
13	1'32.279	20.728	24.916	21.919	24.716 324.3
14	1'34.414	20.770	26.054	22.591	24.999 324.3
15	1'32.113	20.769	24.876	21.806	24.662 325.8
16	1'49.472 P	27.562	27.710	24.156	30.044 324.3

16th 5 Johann ZARCO		CASTROL Honda LC FRA			
Runs=3	Total laps=17	Full laps=11	Valid laps=11		
1	41'04.103	22.998	27.873	24.194	26.174
2	1'35.835	21.696	26.114	22.875	25.150 324.3
3	1'34.323	21.308	25.439	22.554	25.022 325.8

**Fastest Lap:** Jorge MARTIN Prima Pramac Racing SPA 1'30.325 20.178 24.367 21.731 24.049

These data/results cannot be reproduced, stored and/or transmitted in whole or in part by any manner of electronic, mechanical, photocopying, recording, broadcasting or otherwise now known or herein after developed without the previous express consent by the copyright owner, except for reproduction in daily press and regular printed publications on sale to the public within 60 days of the event related to those data/results and always provided that copyright symbol appears together as follows below.  
© DORNA, 2024



# Session 1

# MotoGP

Lap	Lap Time	T1	T2	T3	T4	Speed	Lap	Lap Time	T1	T2	T3	T4	Speed			
<b>19th</b>	<b>10</b>	<b>Luca MARINI</b>				Repsol Honda Team			ITA							
		Runs=3	Total laps=17	Full laps=11	Valid laps=11		<b>22nd</b>	<b>21</b>	<b>Franco MORBIDEL</b>				Prima Pramac Racing		ITA	
									Runs=2	Total laps=15	Full laps=11	Valid laps=11				
1	23'08.986	23.430	28.046	24.669	26.098		1	35'02.540	24.773	28.351	24.378	27.354				
2	<b>1'37.445</b>	22.090	26.577	23.416	25.362	318.3	2	<b>1'38.185</b>	22.175	26.485	23.215	26.310	315.4			
3	<b>1'35.007</b>	21.374	25.833	22.861	24.939	325.8	3	<b>1'36.583</b>	22.371	25.708	22.830	25.674	327.4			
4	<b>1'33.653</b>	21.011	25.339	22.660	24.643	325.8	4	<b>1'34.257</b>	21.165	25.387	22.582	25.123	324.3			
5	<b>1'32.752</b>	20.758	25.188	22.309	24.497	327.4	5	<b>1'33.295</b>	20.942	25.191	22.316	24.846	328.9			
6	1'41.546 P	21.692	26.524	23.449	29.881	325.8	6	1'44.387 P	21.272	26.097	23.961	33.057	328.9			
7	38'52.395	23.478	27.252	23.277	25.212		7	44'05.583	24.123	27.358	23.577	26.002				
8	<b>1'34.111</b>	21.247	25.640	22.512	24.712	325.8	8	<b>1'34.710</b>	21.367	25.792	22.686	24.865	325.8			
9	<b>1'33.810</b>	21.123	25.350	22.503	24.834	325.8	9	<b>1'33.317</b>	21.101	25.208	22.220	24.788	327.4			
10	<b>1'32.813</b>	20.768	25.119	22.259	24.667	324.3	10	<b>1'32.833</b>	20.958	24.934	22.179	24.762	327.4			
11	<b>1'32.198</b>	20.641	24.883	22.081	24.593	325.8	11	<b>1'33.223</b>	20.963	25.085	22.178	24.997	328.9			
12	1'44.005 P	23.878	27.110	23.978	29.039	325.8	12	<b>1'40.347</b>	26.696	26.010	22.625	25.016	319.8			
13	32'00.702	22.725	26.815	22.809	25.035		13	<b>1'33.520</b>	21.030	25.294	22.374	24.822	330.5			
14	<b>1'33.302</b>	20.917	25.326	22.366	24.693	324.3	14	<b>1'33.676</b>	21.038	24.975	22.610	25.053	330.5			
15	<b>1'32.754</b>	20.819	24.938	22.206	24.791	324.3	15	1'41.039 P	20.960	25.068	23.265	31.746	328.9			
16	<b>1'33.123</b>	20.775	25.092	22.334	24.922	324.3										
17	1'43.673 P	22.386	26.936	24.219	30.132	324.3										

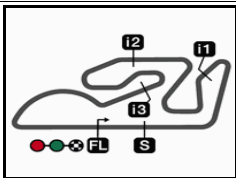
<b>20th</b>	<b>31</b>	<b>Pedro ACOSTA</b>				GASGAS Factory Rac			SPA				
		Runs=3	Total laps=19	Full laps=14	Valid laps=14								
1	50'34.733	23.801	28.856	24.137	26.070								
2	<b>1'36.861</b>	22.037	26.373	23.016	25.435	295.1							
3	<b>1'35.014</b>	21.351	25.904	22.697	25.062	318.3							
4	<b>1'34.076</b>	21.071	25.840	22.360	24.805	325.8							
5	<b>1'33.264</b>	20.994	25.381	22.148	24.741	324.3							
6	<b>1'33.295</b>	20.988	25.210	22.156	24.941	325.8							
7	<b>1'33.259</b>	20.868	25.252	22.203	24.936	324.3							
8	1'39.251 P	20.953	26.067	22.885	29.346	325.8							
9	15'32.684	23.475	26.886	22.723	25.040								
10	<b>1'33.497</b>	20.995	25.315	22.312	24.875	327.4							
11	<b>1'32.792</b>	20.818	25.189	22.089	24.696	327.4							
12	<b>1'32.689</b>	20.764	25.117	21.947	24.861	327.4							
13	<b>1'32.258</b>	20.577	25.028	21.979	24.674	327.4							
14	<b>1'34.493</b>	21.855	25.231	22.134	25.273	328.9							
15	<b>1'32.796</b>	20.710	25.170	22.056	24.860	328.9							
16	1'38.632 P	20.850	25.226	22.168	30.388	325.8							
17	28'25.466	21.962	27.165	23.600	25.901								
18	<b>1'33.598</b>	21.055	25.421	22.329	24.793	325.8							
19	<b>1'33.089</b>	20.833	25.241	22.164	24.851	325.8							
	unfinished	31.352				327.4							

<b>21st</b>	<b>41</b>	<b>Alex ESPARGARO</b>				Aprilia Racing			SPA				
		Runs=2	Total laps=9	Full laps=5	Valid laps=5								
1	1:09'33.985	23.290	27.554	23.691	25.807								
2	<b>1'35.817</b>	21.946	25.970	22.503	25.398	327.4							
3	<b>1'34.515</b>	21.183	25.471	22.347	25.514	328.9							
4	<b>1'33.219</b>	20.960	25.220	22.279	24.760	328.9							
5	1'43.511 P	22.800	27.073	23.463	30.175	324.3							
6	17'08.323	21.385	26.253	22.617	25.019								
7	<b>1'33.020</b>	21.052	25.190	22.109	24.669	327.4							
8	<b>1'32.312</b>	20.846	25.003	21.945	24.518	325.8							
9	2'16.459 P	51.141	29.155	24.986	31.177	328.9							

**Fastest Lap:** Jorge MARTIN      Prima Pramac Racing   SPA      **1'30.325**      20.178      24.367      21.731      24.049

These data/results cannot be reproduced, stored and/or transmitted in whole or in part by any manner of electronic, mechanical, photocopying, recording, broadcasting or otherwise now known or herein after developed without the previous express consent by the copyright owner, except for reproduction in daily press and regular printed publications on sale to the public within 60 days of the event related to those data/results and always provided that copyright symbol appears together as follows below.  
© DORNA, 2024





4005 m.

## Valencia MotoGP™ Official Test

## Session 1

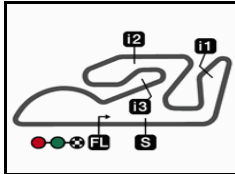
## Best Partial Times

*IT* Ideal Lap Time, sum of the best partial times*BT* Best Lap Time

<i>T1</i>		<i>T2</i>		<i>T3</i>		<i>T4</i>				<i>IT</i>	<i>BT</i>	
Pos	Rider	Time	Rider	Time	Rider	Time	Rider	Time	Pos	Rider	IT	BT
1	J.MARTIN	20.178	A.MARQUEZ	24.301	A.FERNANDEZ	21.492	J.MARTIN	24.049	1	J.MARTIN	1'30.281	1'30.325 (1)
2	M.MARQUEZ	20.277	J.MARTIN	24.367	F.BAGNAIA	21.533	A.MARQUEZ	24.097	2	A.MARQUEZ	1'30.369	1'30.369 (2)
3	B.BINDER	20.283	A.FERNANDEZ	24.395	A.MARQUEZ	21.566	B.BINDER	24.112	3	F.BAGNAIA	1'30.462	1'30.462 (3)
4	M.VIÑALES	20.287	M.VIÑALES	24.410	R.FERNANDEZ	21.621	F.BAGNAIA	24.130	4	A.FERNANDEZ	1'30.487	1'30.563 (4)
5	R.FERNANDEZ	20.289	F.BAGNAIA	24.415	M.VIÑALES	21.625	A.FERNANDEZ	24.150	5	M.VIÑALES	1'30.539	1'30.719 (7)
6	F.BAGNAIA	20.384	F.QUARTARARO	24.431	B.BINDER	21.685	R.FERNANDEZ	24.168	5	B.BINDER	1'30.539	1'30.564 (5)
7	A.MARQUEZ	20.405	B.BINDER	24.459	M.MARQUEZ	21.685	M.MARQUEZ	24.215	7	R.FERNANDEZ	1'30.611	1'30.833 (8)
8	A.FERNANDEZ	20.450	M.MARQUEZ	24.506	J.MIR	21.687	M.VIÑALES	24.217	8	M.MARQUEZ	1'30.683	1'30.683 (6)
9	T.NAKAGAMI	20.473	R.FERNANDEZ	24.533	J.MARTIN	21.687	F.QUARTARARO	24.255	9	F.QUARTARARO	1'30.922	1'30.951 (9)
10	J.MIR	20.500	J.MILLER	24.604	F.QUARTARARO	21.694	F.DI GIANNANTO	24.291	10	J.MIR	1'31.200	1'31.230 (10)
11	E.BASTIANINI	20.508	E.BASTIANINI	24.609	J.MILLER	21.710	M.BEZZECCHI	24.318	11	J.MILLER	1'31.238	1'31.250 (11)
12	F.QUARTARARO	20.542	A.RINS	24.642	C.CRUTCHLOW	21.806	J.MIR	24.335	12	E.BASTIANINI	1'31.412	1'31.608 (13)
13	J.MILLER	20.542	J.MIR	24.678	J.ZARCO	21.822	J.MILLER	24.382	13	F.DI GIANNAN	1'31.488	1'31.530 (12)
14	P.ACOSTA	20.577	F.DI GIANNANTO	24.744	A.RINS	21.833	T.NAKAGAMI	24.402	14	T.NAKAGAMI	1'31.551	1'31.706 (15)
15	A.RINS	20.578	T.NAKAGAMI	24.752	F.DI GIANNANTO	21.833	E.BASTIANINI	24.433	15	A.RINS	1'31.581	1'31.625 (14)
16	F.DI GIANNANTO	20.620	M.BEZZECCHI	24.784	M.BEZZECCHI	21.849	J.ZARCO	24.436	16	M.BEZZECCHI	1'31.583	1'31.744 (17)
17	M.BEZZECCHI	20.632	J.ZARCO	24.798	E.BASTIANINI	21.862	L.MARINI	24.497	17	J.ZARCO	1'31.732	1'31.732 (16)
18	L.MARINI	20.641	C.CRUTCHLOW	24.876	T.NAKAGAMI	21.924	A.ESPARGARO	24.518	18	C.CRUTCHLO	1'31.908	1'32.109 (18)
19	J.ZARCO	20.676	L.MARINI	24.883	A.ESPARGARO	21.945	C.CRUTCHLOW	24.520	19	L.MARINI	1'32.102	1'32.198 (19)
20	C.CRUTCHLOW	20.706	F.MORBIDELLI	24.934	P.ACOSTA	21.947	A.RINS	24.528	20	P.ACOSTA	1'32.226	1'32.258 (20)
21	A.ESPARGARO	20.846	A.ESPARGARO	25.003	L.MARINI	22.081	P.ACOSTA	24.674	21	A.ESPARGAR	1'32.312	1'32.312 (21)
22	F.MORBIDELLI	20.942	P.ACOSTA	25.028	F.MORBIDELLI	22.178	F.MORBIDELLI	24.762	22	F.MORBIDELLI	1'32.816	1'32.833 (22)

These data/results cannot be reproduced, stored and/or transmitted in whole or in part by any manner of electronic, mechanical, photocopying, recording, broadcasting or otherwise now known or herein after developed without the previous express consent by the copyright owner, except for reproduction in daily press and regular printed publications on sale to the public within 60 days of the event related to those data/results and always provided that copyright symbol appears together as follows below.  
© DORNA, 2024






4005 m.

## Valencia MotoGP™ Official Test

### Session 1

### Fastest Laps Sequence

<i>Practice Time</i>	 <i>Rider</i>	<i>Nation</i>	<i>Motorcycle</i>	<i>Time</i>	<i>Km/h</i>	<i>Rider's Lap</i>
24'46.431	10 Luca MARINI	ITA	HONDA	<b>1'37.445</b>	147.9	2
26'21.438	10 Luca MARINI	ITA	HONDA	<b>1'35.007</b>	151.7	3
27'55.091	10 Luca MARINI	ITA	HONDA	<b>1'33.653</b>	153.9	4
29'27.843	10 Luca MARINI	ITA	HONDA	<b>1'32.752</b>	155.4	5
39'54.012	36 Joan MIR	SPA	HONDA	<b>1'32.650</b>	155.6	3
41'26.244	36 Joan MIR	SPA	HONDA	<b>1'32.232</b>	156.3	4
48'44.544	42 Alex RINS	SPA	YAMAHA	<b>1'32.050</b>	156.6	5
59'58.524	12 Maverick VIÑALES	SPA	APRILIA	<b>1'31.256</b>	157.9	3
1:01'29.322	12 Maverick VIÑALES	SPA	APRILIA	<b>1'30.798</b>	158.7	4
1:17'08.156	12 Maverick VIÑALES	SPA	APRILIA	<b>1'30.719</b>	158.9	9
1:21'55.466	73 Alex MARQUEZ	SPA	DUCATI	<b>1'30.369</b>	159.5	5
1:36'33.998	89 Jorge MARTIN	SPA	DUCATI	<b>1'30.325</b>	159.6	11

These data/results cannot be reproduced, stored and/or transmitted in whole or in part by any manner of electronic, mechanical, photocopying, recording, broadcasting or otherwise now known or herein after developed without the previous express consent by the copyright owner, except for reproduction in daily press and regular printed publications on sale to the public within 60 days of the event related to those data/results and always provided that copyright symbol appears together as follows below.

© DORNA, 2024

Official MotoGP Timing by TISSOT  
www.motogp.com

Cheste, Tuesday, November 28, 2023

