


4005 m.

Valencia MotoGP™ Official Test

Session 1

Classification

3

	Rider	Nation	Team	Motorcycle	Time	Lap Total	Gap	Top Speed
1	25 Raul FERNANDEZ	SPA	Aprilia Racing	APRILIA	1'29.808	28 29		332.1
2	12 Maverick VIÑALES	SPA	Aprilia Racing	APRILIA	1'29.924	26 46	0.116 0.116	330.5
3	93 Marc MARQUEZ	SPA	Gresini Racing MotoGP	DUCATI	1'30.222	20 28	0.414 0.298	333.7
4	73 Alex MARQUEZ	SPA	Gresini Racing MotoGP	DUCATI	1'30.243	27 31	0.435 0.021	330.5
5	89 Jorge MARTIN	SPA	Prima Pramac Racing	DUCATI	1'30.325	11 20	0.517 0.082	333.7
6	37 Augusto FERNANDEZ	SPA	GASGAS Factory Racing Tech3	GASGAS	1'30.334	19 40	0.526 0.009	327.4
7	49 Fabio DI GIANNANTONIO	ITA	Mooney VR46 Racing Team	DUCATI	1'30.362	27 36	0.554 0.028	330.5
8	20 Fabio QUARTARARO	FRA	Monster Energy Yamaha MotoGP	YAMAHA	1'30.403	23 31	0.595 0.041	332.1
9	1 Francesco BAGNAIA	ITA	Ducati Lenovo Team	DUCATI	1'30.426	20 32	0.618 0.023	337.0
10	33 Brad BINDER	RSA	Red Bull KTM Factory Racing	KTM	1'30.564	5 22	0.756 0.138	337.0
11	23 Enea BASTIANINI	ITA	Ducati Lenovo Team	DUCATI	1'30.640	22 39	0.832 0.076	333.7
12	36 Joan MIR	SPA	Repsol Honda Team	HONDA	1'30.690	27 39	0.882 0.050	330.5
13	43 Jack MILLER	AUS	Red Bull KTM Factory Racing	KTM	1'30.770	21 32	0.962 0.080	328.9
14	72 Marco BEZZECCHI	ITA	Mooney VR46 Racing Team	DUCATI	1'30.846	22 34	1.038 0.076	333.7
15	5 Johann ZARCO	FRA	CASTROL Honda LCR	HONDA	1'30.952	34 37	1.144 0.106	330.5
16	35 Cal CRUTCHLOW	GBR	Yamaha Factory	YAMAHA	1'31.107	40 42	1.299 0.155	330.5
17	42 Alex RINS	SPA	Monster Energy Yamaha MotoGP	YAMAHA	1'31.325	22 23	1.517 0.218	328.9
18	31 Pedro ACOSTA	SPA	GASGAS Factory Racing Tech3	GASGAS	1'31.353	31 34	1.545 0.028	330.5
19	21 Franco MORBIDELLI	ITA	Prima Pramac Racing	DUCATI	1'31.495	29 31	1.687 0.142	330.5
20	10 Luca MARINI	ITA	Repsol Honda Team	HONDA	1'31.506	23 36	1.698 0.011	328.9
21	30 Takaaki NAKAGAMI	JPN	IDEMITSU Honda LCR	HONDA	1'31.706	10 34	1.898 0.200	325.8
22	41 Aleix ESPARGARO	SPA	Aprilia Racing	APRILIA	1'32.312	8 17	2.504 0.606	328.9
No time set								
	32 Lorenzo SAVADORI	ITA	Aprilia Racing	APRILIA				

Practice condition: **Dry**Air: **17°**Humidity: **57%**Ground: **21°**

Fastest Lap:	Lap: 28	Raul FERNANDEZ	1'29.808	160.5 Km/h
Best Race Lap:	2023	Brad BINDER	1'30.145	159.9 Km/h
All Time Lap Record:	2023	Maverick VIÑALES	1'28.931	162.1 Km/h

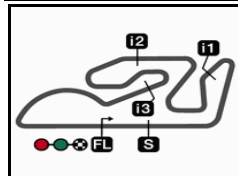
The results are provisional until the end of the limit for protest and appeals.

Time limit for protest expires 60' after publication of the results - Time:

These data/results cannot be reproduced, stored and/or transmitted in whole or in part by any manner of electronic, mechanical, photocopying, recording, broadcasting or otherwise now known or herein after developed without the previous express consent by the copyright owner, except for reproduction in daily press and regular printed publications on sale to the public within 60 days of the event related to those data/results and always provided that copyright symbol appears together as follows below.

© DORNA, 2024

Official MotoGP Timing by **TISSOT**
www.motogp.com**Cheste, Tuesday, November 28, 2023**



4005 m.

Valencia MotoGP™ Official Test

Session 1

Top Speed & Average

4



Rider	Nation	Motorcycle	Top 5 speeds					Average	Top
1 Francesco BAGNAIA	ITA	DUCATI	337.0	335.4	333.7	332.1	332.1	333.1	337.0
33 Brad BINDER	RSA	KTM	337.0	333.7	332.1	332.1	332.1	332.6	337.0
23 Enea BASTIANINI	ITA	DUCATI	333.7	332.1	332.1	332.1	332.1	332.2	333.7
72 Marco BEZZECCHI	ITA	DUCATI	333.7	332.1	332.1	330.5	330.5	330.9	333.7
89 Jorge MARTIN	SPA	DUCATI	333.7	333.7	332.1	332.1	332.1	332.4	333.7
93 Marc MARQUEZ	SPA	DUCATI	333.7	333.7	333.7	333.7	333.7	333.7	333.7
20 Fabio QUARTARARO	FRA	YAMAHA	332.1	330.5	330.5	330.5	330.5	330.8	332.1
25 Raul FERNANDEZ	SPA	APRILIA	332.1	330.5	330.5	328.9	328.9	330.2	332.1
5 Johann ZARCO	FRA	HONDA	330.5	328.9	328.9	327.4	327.4	327.8	330.5
12 Maverick VIÑALES	SPA	APRILIA	330.5	328.9	328.9	328.9	328.9	329.1	330.5
21 Franco MORBIDELLI	ITA	DUCATI	330.5	330.5	330.5	330.5	330.5	330.5	330.5
31 Pedro ACOSTA	SPA	GASGAS	330.5	330.5	328.9	328.9	328.9	329.3	330.5
35 Cal CRUTCHLOW	GBR	YAMAHA	330.5	327.4	327.4	327.4	327.4	327.8	330.5
36 Joan MIR	SPA	HONDA	330.5	328.9	327.4	327.4	327.4	328.0	330.5
49 Fabio DI GIANNANTONIO	ITA	DUCATI	330.5	330.5	330.5	330.5	330.5	330.5	330.5
73 Alex MARQUEZ	SPA	DUCATI	330.5	330.5	330.5	330.5	328.9	329.4	330.5
10 Luca MARINI	ITA	HONDA	328.9	327.4	327.4	327.4	327.4	327.6	328.9
41 Aleix ESPARGARO	SPA	APRILIA	328.9	328.9	328.9	327.4	327.4	328.3	328.9
42 Alex RINS	SPA	YAMAHA	328.9	327.4	327.4	327.4	327.4	327.6	328.9
43 Jack MILLER	AUS	KTM	328.9	328.9	328.9	328.9	328.9	328.9	328.9
37 Augusto FERNANDEZ	SPA	GASGAS	327.4	327.4	325.8	325.8	325.8	326.1	327.4
30 Takaaki NAKAGAMI	JPN	HONDA	325.8	325.8	325.8	325.8	324.3	324.7	325.8

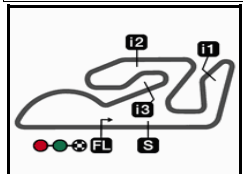
These data/results cannot be reproduced, stored and/or transmitted in whole or in part by any manner of electronic, mechanical, photocopying, recording, broadcasting or otherwise now known or herein after developed without the previous express consent by the copyright owner, except for reproduction in daily press and regular printed publications on sale to the public within 60 days of the event related to those data/results and always provided that copyright symbol appears together as follows below.

© DORNA, 2024

Official MotoGP Timing by TISSOT
www.motogp.com



Cheste, Tuesday, November 28, 2023



4005 m.

Valencia MotoGP™ Official Test

Session 1

Chronological Analysis of Performances

5

* Lap / Sector time cancelled

T1 Time from finish line to 1st intermediate

T3 Time from 2nd intermed. to 3rd intermed.

P Crossing the finish line in pit lane

T2 Time from 1st intermed. to 2nd intermed.

T4 Time from 3rd intermediate to finish line

Lap	Lap Time	T1	T2	T3	T4	Speed	Lap	Lap Time	T1	T2	T3	T4	Speed		
1st	25	Raul FERNANDEZ Aprilia Racing SPA						13	1'30.862	20.405	24.529	21.625	24.303	324.3	
		Runs=5	Total laps=29	Full laps=19	Valid laps=19		14	1'30.798	20.418	24.509	21.654	24.217	328.9		
1	1:16'07.019	22.172	26.374	22.963	25.152		15	1'34.761 P	20.358	24.544	22.198	27.661	327.4		
2	1'32.980	21.091	25.135	22.518	24.236	325.8	16	11'39.512	22.095	25.446	22.144	24.635			
3	1'31.890	21.024	24.730	21.907	24.229	325.8	17	1'32.145	20.471	24.958	22.013	24.703	325.8		
4	1'30.833	20.439	24.605	21.621	24.168	325.8	18	1'34.219	22.650	25.082	21.935	24.552	324.3		
5	1'36.596 P	20.387	24.592	23.204	28.413	325.8	19	1'36.621 P	20.581	24.661	21.885	29.494	324.3		
6	21'46.143	21.894	25.987	22.618	24.702		20	10'05.763	21.717	25.554	22.105	24.647			
7	1'32.601	20.953	25.116	22.146	24.386	322.8	21	1'32.395	20.636	25.048	22.022	24.689	322.8		
8	1'31.940	20.554	24.644	21.819	24.923	328.9	22	1'37.253	24.623	25.673	22.281	24.676	324.3		
9	1'30.980	20.332	24.533	21.817	24.298	324.3	23	1'39.678 P	21.795	26.392	22.491	29.000	325.8		
10	1'30.894	20.289	24.554	21.684	24.367	327.4	24	10'25.688	21.018	25.350	22.034	24.293			
11	1'33.711	22.843	24.733	21.711	24.424	325.8	25	1'30.142	20.240	24.449	21.462	23.991	328.9		
12	1'36.555 P	20.890	25.197	22.361	28.107	325.8	26	1'29.924	20.199	24.330	21.481	23.914	328.9		
13	27'15.383	21.737	25.629	22.428	27.445		27	1'35.134	24.166	24.908	21.768	24.292	330.5		
14	1'31.645	20.741	24.877	21.786	24.241	327.4	28	1'30.220	20.299	24.384	21.502	24.035	327.4		
15	1'30.661	20.397	24.443	21.702	24.119	324.3	29	1'37.239 P	21.960	25.299	22.119	27.861	328.9		
16	1'34.830	23.644	24.860	21.982	24.344	327.4	30	24'58.064	22.910	25.368	22.081	24.375			
17	1'30.674	20.266	24.402	21.652	24.354	322.8	31	1'30.626	20.384	24.561	21.554	24.127	324.3		
18	1'30.656	20.230	24.396	21.719	24.311	330.5	32	1'30.320	20.205	24.341	21.575	24.199	327.4		
19	1'37.866 P	20.459	26.115	22.880	28.412	328.9	33	1'30.241	20.251	24.320	21.562	24.108	327.4		
20	39'20.750	33.447	26.237	24.287	26.523		34	1'30.753	20.344	24.466	21.683	24.260	327.4		
21	1'36.467	24.503	25.106	22.197	24.661	327.4	35	1'39.267 P	22.517	25.758	22.169	28.823	325.8		
22	1'31.923	20.646	24.634	22.186	24.457	319.8	36	17'34.509	35.176	28.024	27.206	27.403			
23	1'30.844	20.417	24.557	21.661	24.209	325.8	37	1'34.011	22.217	25.480	21.957	24.357	319.8		
24	1'38.015 P	20.352	24.556	21.701	31.406	327.4	38	1'31.092	20.530	24.653	21.677	24.232	325.8		
25	15'07.507	22.483	25.699	22.178	24.215		39	1'31.353	20.364	24.548	22.162	24.279	325.8		
26	1'30.792	20.417	24.626	21.675	24.074	332.1	40	1'30.777	20.367	24.506	21.632	24.272	327.4		
27	1'30.164	20.290	24.355	21.447	24.072	330.5	41	1'39.105 P	22.813	25.902	22.125	28.265	327.4		
28	1'29.808	20.142	24.219	21.297	24.150	325.8	42	17'30.863	22.252	25.901	22.183	24.413			
29	1'37.177 P	22.287	24.798	21.951	28.141	325.8	43	1'31.518	20.508	24.701	21.893	24.416	325.8		
							44	1'31.230	20.395	24.703	21.703	24.429	325.8		
							45	1'31.494	20.476	24.704	21.807	24.507	324.3		
							46	1'35.286 P	20.466	24.745	21.874	28.201	325.8		
2nd	12	Maverick VIÑALES Aprilia Racing SPA						3rd	93	Marc MARQUEZ Gresini Racing MotoGP SPA					
		Runs=9	Total laps=46	Full laps=28	Valid laps=28			Runs=4	Total laps=28	Full laps=20	Valid laps=20				
1	56'55.165	22.366	26.051	22.426	24.417		1	1:16'05.390	24.637	28.097	24.189	25.899			
2	1'32.103	20.702	24.793	21.860	24.748	328.9	2	1'35.672	21.535	26.031	23.119	24.987	324.3		
3	1'31.256	20.498	24.687	21.736	24.335	328.9	3	1'37.475	23.778	25.818	22.427	25.452	330.5		
4	1'30.798	20.315	24.552	21.677	24.254	325.8	4	1'32.738	20.837	25.050	22.294	24.557	327.4		
5	1'39.896 P	23.326	25.876	22.544	28.150	328.9	5	1'33.029	21.090	25.002	22.385	24.552	330.5		
6	9'25.334	22.627	25.655	22.198	24.599		6	1'31.525	20.557	24.765	21.909	24.294	333.7		
7	1'31.868	20.811	24.840	21.868	24.349	324.3	7	1'30.683	20.277	24.506	21.685	24.215	333.7		
8	1'31.017	20.461	24.644	21.678	24.234	325.8	8	1'39.715 P	21.393	25.480	22.466	30.376	333.7		
9	1'30.719	20.287	24.459	21.736	24.237	327.4	9	42'22.129	22.672	26.605	23.268	25.225			
10	1'34.555 P	20.312	24.410	21.750	28.083	327.4									
11	14'01.762	21.346	25.265	22.088	24.496										
12	1'31.212	20.530	24.670	21.717	24.295	325.8									

Fastest Lap: Raul FERNANDEZ Aprilia Racing SPA **1'29.808** 20.142 24.219 21.297 24.150

These data/results cannot be reproduced, stored and/or transmitted in whole or in part by any manner of electronic, mechanical, photocopying, recording, broadcasting or otherwise now known or herein after developed without the previous express consent by the copyright owner, except for reproduction in daily press and regular printed publications on sale to the public within 60 days of the event related to those data/results and always provided that copyright symbol appears together as follows below.
© DORNA, 2024



Session 1

MotoGP

Lap	Lap Time	T1	T2	T3	T4	Speed	Lap	Lap Time	T1	T2	T3	T4	Speed
10	1'34.670	21.458	25.793	22.250	25.169	330.5	1	1:12'35.873	21.086	25.856	22.161	24.633	
11	1'32.510	20.602	24.985	21.967	24.956	332.1	2	1'34.989	23.629	24.997	22.047	24.316	330.5
12	1'31.603	20.561	24.832	21.785	24.425	332.1	3	1'31.663	20.691	24.691	22.032	24.249	332.1
13	1'31.234	20.407	24.568	21.720	24.539	332.1	4	1'31.135	20.413	24.587	21.961	24.174	327.4
14	1'33.311	20.473	24.711	22.956	25.171	332.1	5	1'30.859	20.339	24.550	21.817	24.153	333.7
15	1'30.888	20.424	24.556	21.632	24.276	332.1	6	1'30.723	20.241	24.455	21.730	24.297	332.1
16	1'30.847	20.317	24.564	21.636	24.330	333.7	7	1'38.928 P	22.726	27.059	21.908	27.235	332.1
17	1'40.387 P	21.206	26.351	22.986	29.844	333.7	8	10'07.504	21.162	25.587	22.225	24.421	
18	27'30.758	23.558	27.462	22.758	24.819		9	1'31.361	20.519	24.775	21.882	24.185	332.1
19	1'31.888	20.517	24.890	22.091	24.390	330.5	10	1'30.638	20.351	24.502	21.687	24.098	333.7
20	1'30.222	20.181	24.360	21.610	24.071	332.1	11	1'30.325	20.178	24.367	21.731	24.049	332.1
21	1'36.335 P	20.329	24.564	21.645	29.797	332.1		unfinished	20.330	24.395			332.1
22	38'50.473	21.978	26.107	22.760	24.947			unfinished	24.237				
23	1'31.844	20.583	24.946	21.941	24.374	332.1	12	1'37.534	22.624	26.960	22.845	25.105	
24	1'30.507	20.302	24.467	21.621	24.117	332.1	13	1'32.477	20.767	25.116	22.212	24.382	328.9
25	1'30.853	20.450	24.622	21.615	24.166	333.7	14	1'31.778	20.460	24.784	21.968	24.566	330.5
26	1'30.475	20.262	24.461	21.563	24.189	332.1	15	1'31.612	20.422	24.920	21.966	24.304	332.1
27	1'30.554	20.222	24.537	21.620	24.175	332.1	16	1'31.344	20.432	24.733	21.903	24.276	328.9
28	1'39.716 P	22.173	25.658	22.716	29.169	332.1	17	1'31.125	20.372	24.659	21.795	24.299	332.1
							18	1'30.918	20.283	24.566	21.785	24.284	330.5
							19	1'37.620 P	21.399	25.222	22.516	28.483	328.9
4th	73	Alex MARQUEZ Gresini Racing MotoG SPA					20	20'29.082	21.752	26.615	23.762	26.767	
		Runs=6	Total laps=31	Full laps=20	Valid laps=20			unfinished	20.713	25.025	34.879		332.1
1	1:15'48.881	23.918	27.002	23.426	25.289								
2	1'33.206	21.047	25.323	22.222	24.614	324.3							
3	1'31.900	20.786	24.816	21.990	24.308	327.4							
4	1'31.110	20.598	24.633	21.632	24.247	327.4							
5	1'30.369	20.405	24.301	21.566	24.097	327.4							
6	1'38.530 P	21.506	25.601	22.332	29.091	328.9							
7	11'34.900	25.037	26.985	23.000	25.394								
8	1'33.337	21.048	25.380	22.233	24.676	324.3							
9	1'32.103	20.738	24.754	22.081	24.530	327.4							
10	1'31.155	20.417	24.525	21.832	24.381	327.4							
11	1'40.700 P	23.791	25.524	22.267	29.118	327.4							
12	25'28.996	22.977	27.644	22.925	25.160								
13	1'32.845	21.153	25.057	22.083	24.552	324.3							
14	1'31.259	20.575	24.665	21.720	24.299	327.4							
15	1'31.085	20.445	24.491	21.734	24.415	328.9							
16	1'31.057	20.543	24.577	21.628	24.309	328.9							
17	1'39.167 P	21.417	25.305	22.815	29.630	328.9							
18	29'47.502	23.646	26.880	25.204	25.200								
19	1'33.698	21.592	25.213	22.286	24.607	328.9							
20	1'32.018	20.789	24.841	21.914	24.474	325.8							
21	1'31.565	20.561	24.695	21.836	24.473	330.5							
22	1'31.402	20.523	24.628	21.842	24.409	327.4							
23	1'39.731 P	21.923	25.680	22.958	29.170	328.9							
24	24'55.968	22.999	26.398	22.671	24.919								
25	1'31.926	20.617	25.018	21.863	24.428	327.4							
26	1'30.465	20.399	24.509	21.557	24.000	330.5							
27	1'30.243	20.284	24.368	21.494	24.097	330.5							
28	1'37.985 P	21.799	25.661	22.397	28.128	330.5							
29	34'11.451	22.762	26.882	22.856	25.111								
30	1'32.255	20.833	25.065	21.979	24.378	328.9							
31	1'31.031	20.549	24.683	21.587	24.212	328.9							
5th	89	Jorge MARTIN Prima Pramac Racing SPA					28	1'34.101	20.670	24.625	23.511	25.295	325.8
		Runs=5	Total laps=20	Full laps=13	Valid laps=17		29	1'37.326 P	21.008	24.850	22.413	29.055	324.3
							30	17'20.428	25.452	26.499	23.075	25.347	

Fastest Lap: Raul FERNANDEZ Aprilia Racing SPA **1'29.808** 20.142 24.219 21.297 24.150

These data/results cannot be reproduced, stored and/or transmitted in whole or in part by any manner of electronic, mechanical, photocopying, recording, broadcasting or otherwise now known or herein after developed without the previous express consent by the copyright owner, except for reproduction in daily press and regular printed publications on sale to the public within 60 days of the event related to those data/results and always provided that copyright symbol appears together as follows below.
© DORNA, 2024



Session 1

MotoGP

Lap	Lap Time	T1	T2	T3	T4	Speed	Lap	Lap Time	T1	T2	T3	T4	Speed
31	1'32.853	21.055	25.101	22.112	24.585	324.3	5	1'30.951	20.571	24.431	21.694	24.255	330.5
32	1'32.054	20.727	24.850	21.853	24.624	322.8	6	1'37.905 P	22.185	26.365	22.500	26.855	330.5
33	1'32.764	20.888	24.997	22.232	24.647	324.3	7	1'09.088	21.599	25.857	22.525	24.771	
34	1'32.436	20.699	25.060	21.980	24.697	324.3	8	1'32.168	20.953	24.839	21.895	24.481	330.5
35	1'32.855	20.851	25.085	22.191	24.728	324.3	9	1'31.363	20.666	24.586	21.759	24.352	328.9
36	1'37.328	20.965	25.041	22.799	28.523	324.3	10	1'31.255	20.612	24.532	21.766	24.345	332.1
37	1'33.345	21.165	25.084	22.160	24.936	325.8	11	1'31.080	20.543	24.500	21.701	24.336	328.9
38	1'37.425 P	21.124	25.356	22.887	28.058	322.8	12	1'31.258	20.562	24.596	21.771	24.329	327.4
39	4'51.405	25.083	28.017	23.989	25.715		13	1'39.572 P	22.707	25.983	22.705	28.177	321.3
40	1'39.065 P	21.874	25.920	22.845	28.426	319.8	14	54'06.492	22.586	27.102	22.850	25.230	
7th 49 Fabio DI GIANNANT Mooney VR46 Racing ITA Runs=6 Total laps=36 Full laps=24 Valid laps=24							15	1'34.864	22.731	25.255	22.168	24.710	327.4
1	1:06'43.458	24.100	26.765	23.233	25.012		16	1'32.039	20.890	24.801	21.898	24.450	330.5
2	1'33.416	21.241	25.545	22.260	24.370	327.4	17	1'34.309	20.671	26.961	22.104	24.573	328.9
3	1'32.074	20.726	24.854	22.087	24.407	328.9	18	1'31.732	20.652	24.656	21.894	24.530	328.9
4	1'31.530	20.641	24.744	21.833	24.312	327.4	19	1'34.606 P	20.675	24.671	21.930	27.330	330.5
5	1'31.678	20.620	24.920	21.847	24.291	328.9	20	14'54.084	21.610	26.204	22.404	24.682	
6	1'39.231 P	21.186	25.244	22.250	30.551	325.8	21	1'31.607	20.754	24.777	21.744	24.332	327.4
7	12'30.699	24.487	26.299	22.669	24.886		22	1'30.465	20.461	24.335	21.530	24.139	325.8
8	1'33.066	21.049	25.094	22.160	24.763	325.8	23	1'30.403	20.401	24.338	21.535	24.129	327.4
9	1'32.516	20.896	24.939	22.136	24.545	325.8	24	1'30.462	20.479	24.287	21.502	24.194	328.9
10	1'32.274	20.626	25.037	22.097	24.514	327.4	25	1'38.943 P	21.279	26.351	23.090	28.223	327.4
11	1'32.310	20.752	24.957	22.016	24.585	328.9	26	20'03.054	21.986	26.469	22.350	24.783	
12	1'42.711 P	23.313	25.860	23.039	30.499	328.9	27	1'34.691	23.126	25.152	21.876	24.537	325.8
13	28'41.244	23.037	26.304	22.658	24.957		28	1'31.409	20.625	24.562	21.747	24.475	327.4
14	1'33.145	20.949	25.200	22.256	24.740	328.9	29	1'30.887	20.554	24.420	21.657	24.256	328.9
15	1'32.573	20.749	25.037	22.134	24.653	327.4	30	1'31.026	20.534	24.457	21.703	24.332	328.9
16	1'31.889	20.651	24.772	21.894	24.572	328.9	31	1'34.595 P	20.498	24.440	21.737	27.920	327.4
17	1'32.337	20.739	24.909	21.999	24.690	328.9	9th 1 Francesco BAGNAI Ducati Lenovo Team ITA Runs=5 Total laps=32 Full laps=22 Valid laps=22						
18	1'44.405 P	25.204	25.898	23.131	30.172	330.5	1	1:11'52.352	24.964	26.794	23.173	25.276	
19	25'20.968	23.677	26.525	22.953	25.201		2	1'36.892	24.072	25.572	22.392	24.856	328.9
20	1'33.503	21.106	25.284	22.314	24.799	327.4	3	1'35.302	23.058	25.308	22.184	24.752	330.5
21	1'32.805	20.914	25.102	22.127	24.662	328.9	4	1'32.284	20.801	24.862	22.041	24.580	328.9
22	1'32.738	21.031	25.111	22.041	24.555	330.5	5	1'35.518	22.973	25.591	22.152	24.802	330.5
23	1'45.140 P	23.444	26.623	23.043	32.030	328.9	6	1'31.505	20.880	24.623	21.659	24.343	327.4
24	15'01.654	22.926	25.801	22.263	24.583		7	1'42.034 P	23.991	26.116	24.060	27.867	330.5
25	1'31.038	20.574	24.507	21.700	24.257	328.9	8	12'34.727	23.022	26.401	22.747	24.797	
26	1'30.412	20.442	24.472	21.519	23.979	330.5	9	1'32.001	20.845	24.900	21.682	24.574	330.5
27	1'30.362	20.302	24.449	21.491	24.120	330.5	10	1'37.890	26.505	25.062	21.877	24.446	322.8
28	1'30.683	20.547	24.497	21.531	24.108	328.9	11	1'31.099	20.529	24.602	21.769	24.199	332.1
29	1'42.562 P	23.482	26.916	22.591	29.573	328.9	12	1'31.057	20.479	24.445	21.743	24.390	332.1
30	29'53.060	22.781	25.660	22.142	24.653		13	1'30.841	20.468	24.458	21.659	24.256	330.5
31	1'31.554	20.635	24.921	21.685	24.313	328.9	14	1'30.462	20.384	24.415	21.533	24.130	332.1
32	1'30.933	20.559	24.450	21.600	24.324	330.5	15	1'37.523 P	20.997	26.001	22.538	27.987	332.1
33	1'30.625	20.437	24.462	21.559	24.167	328.9	16	39'24.742	22.639	26.234	22.301	24.518	
34	1'30.672	20.407	24.456	21.654	24.155	330.5	17	1'31.419	20.598	24.673	21.838	24.310	325.8
35	1'30.666	20.426	24.420	21.548	24.272	328.9	18	1'34.282	20.517	27.179	22.027	24.559	325.8
36	1'41.476 P	22.819	26.150	22.695	29.812	327.4	19	1'30.707	20.511	24.457	21.538	24.201	325.8
8th 20 Fabio QUARTARAR Monster Energy Yama FRA Runs=5 Total laps=31 Full laps=21 Valid laps=21							20	1'30.426	20.431	24.396	21.472	24.127	330.5
1	1:07'51.056	22.980	27.204	23.357	25.534		21	1'33.243	21.838	25.258	21.897	24.250	332.1
2	1'34.858	22.346	25.342	22.495	24.675	325.8	22	1'33.107	22.440	24.693	21.707	24.267	333.7
3	1'31.848	20.895	24.784	21.860	24.309	328.9	23	1'33.541 P	20.570	24.545	21.569	26.857	332.1
4	1'31.086	20.542	24.527	21.734	24.283	328.9	24	13'25.227	22.362	26.557	22.272	24.562	
							25	1'31.738	20.659	24.787	21.774	24.518	327.4
							26	1'36.054	23.834	25.284	21.948	24.988	328.9

Fastest Lap: Raul FERNANDEZ Aprilia Racing SPA **1'29.808** 20.142 24.219 21.297 24.150

These data/results cannot be reproduced, stored and/or transmitted in whole or in part by any manner of electronic, mechanical, photocopying, recording, broadcasting or otherwise now known or herein after developed without the previous express consent by the copyright owner, except for reproduction in daily press and regular printed publications on sale to the public within 60 days of the event related to those data/results and always provided that copyright symbol appears together as follows below.
© DORNA, 2024



Session 1

MotoGP

Lap	Lap Time	T1	T2	T3	T4	Speed	Lap	Lap Time	T1	T2	T3	T4	Speed
37	1'31.339	20.610	24.608	21.642	24.479	325.8	15	1'31.816	20.632	24.784	21.849	24.551	330.5
38	1'40.056 P	24.041	25.798	22.224	27.993	324.3	16	1'32.717	20.666	24.821	22.235	24.995	330.5
39	29'38.221 unfinished	33.077	25.636	22.346	24.587	325.8	17	2'01.531 P	20.833	24.863	22.171	53.664	327.4
		20.705	25.051				18	21'31.607	25.142	27.060	23.632	25.815	

13th 43 Jack MILLER Red Bull KTM Factory AUS
Runs=6 Total laps=32 Full laps=21 Valid laps=21

1	1:06'08.859	22.720	27.221	23.566	25.283	
2	1'34.089	21.082	25.667	22.414	24.926	327.4
3	1'33.397	21.255	25.330	22.186	24.626	327.4
4	1'31.971	20.749	24.938	21.864	24.420	327.4
5	1'41.094 P	21.471	26.369	22.754	30.500	327.4
6	20'10.706	22.090	26.146	22.572	28.427	
7	1'32.633	20.930	25.098	21.938	24.667	327.4
8	1'31.795	20.612	24.770	21.789	24.624	328.9
9	1'31.250	20.554	24.604	21.710	24.382	325.8
10	1'32.503	20.609	24.959	22.189	24.746	328.9
11	1'31.710	20.542	24.764	21.837	24.567	325.8
12	1'36.719 P	20.576	24.771	21.930	29.442	325.8
13	41'10.201 P	22.544	26.429	23.003	28.831	
14	19'30.824	24.213	26.487	22.742	25.583	
15	1'33.030	21.049	25.198	22.099	24.684	327.4
16	1'32.286	20.680	25.027	22.004	24.575	328.9
17	1'32.068	20.645	24.936	21.933	24.554	327.4
18	1'41.638 P	22.060	26.899	23.360	29.319	327.4
19	12'43.510	21.917	26.002	22.258	24.632	
20	1'31.252	20.507	24.762	21.656	24.327	327.4
21	1'30.770	20.298	24.550	21.656	24.266	328.9
22	1'31.058	20.360	24.712	21.731	24.255	327.4
23	1'42.457 P	21.808	27.305	23.350	29.994	327.4
24	32'20.410	24.141	26.165	22.724	24.789	
25	1'31.906	20.765	24.912	21.714	24.515	327.4
26	1'31.286	20.412	24.695	21.707	24.472	327.4
27	1'31.455	20.479	24.660	21.869	24.447	327.4
28	1'31.281	20.533	24.735	21.671	24.342	327.4
29	1'31.098	20.423	24.688	21.709	24.278	327.4
30	1'31.092	20.391	24.562	21.701	24.438	328.9
31	1'31.309	20.495	24.622	21.740	24.452	327.4
32	1'43.903 P	23.718	27.124	23.457	29.604	325.8

14th 72 Marco BEZZECCHI Mooney VR46 Racing ITA
Runs=6 Total laps=34 Full laps=22 Valid laps=22

1	1:00'37.782	27.036	28.536	24.557	25.523	
2	1'34.959	21.157	25.903	22.805	25.094	330.5
3	1'34.663	21.487	25.615	22.522	25.039	330.5
4	1'32.863	20.902	25.163	22.207	24.591	330.5
5	1'31.744	20.635	24.927	21.864	24.318	330.5
6	1'38.704 P	21.397	25.676	22.760	28.871	332.1
7	16'33.669	24.371	27.424	23.675	26.072	
8	1'35.236	21.452	25.892	22.695	25.197	327.4
9	1'33.060	20.991	25.274	22.164	24.631	328.9
10	1'32.768	21.047	24.969	22.135	24.617	330.5
11	1'52.015 P	29.136	28.480	23.977	30.422	318.3
12	12'40.270	23.972	26.724	23.143	25.160	
13	1'33.464	21.253	25.346	22.269	24.596	328.9
14	1'32.306	20.808	24.963	21.997	24.538	330.5

15th 5 Johann ZARCO CASTROL Honda LC FRA
Runs=6 Total laps=37 Full laps=25 Valid laps=25

1	41'04.103	22.998	27.873	24.194	26.174	
2	1'35.835	21.696	26.114	22.875	25.150	324.3
3	1'34.323	21.308	25.439	22.554	25.022	325.8
4	1'33.504	21.052	25.261	22.315	24.876	325.8
5	1'32.967	20.835	25.126	22.058	24.948	325.8
6	1'43.745 P	23.556	26.405	23.346	30.438	325.8
7	17'32.962	21.780	26.927	23.098	25.227	
8	1'33.438	21.072	25.503	22.119	24.744	324.3
9	1'32.406	20.892	25.035	21.936	24.543	325.8
10	1'32.451	20.830	25.055	21.933	24.633	324.3
11	1'43.383 P	26.022	25.883	22.530	28.948	325.8
12	17'13.451	22.197	26.287	22.836	24.835	
13	1'32.462	20.984	24.966	21.977	24.535	327.4
14	1'32.189	20.785	24.875	21.861	24.668	327.4
15	1'32.422	20.891	24.879	22.018	24.634	327.4
16	1'31.732	20.676	24.798	21.822	24.436	325.8
17	1'43.205 P	21.167	25.334	26.496	30.208	325.8
18	32'03.389	22.516	26.110	22.814	25.156	
19	1'33.184	21.069	25.025	22.134	24.956	325.8
20	1'37.190	24.948	25.336	22.106	24.800	327.4
21	1'32.157	20.683	24.827	21.991	24.656	325.8
22	1'36.710	21.168	27.617	22.778	25.147	327.4
23	1'42.158 P	20.840	28.468	23.269	29.581	328.9
24	18'09.511	21.786	26.454	22.782	25.013	
25	1'31.519	20.821	24.649	21.667	24.382	327.4
26	1'35.189	20.752	24.593	21.812	28.032	327.4
27	1'34.293	21.789	25.299	22.190	25.015	318.3
28	1'31.374	20.794	24.526	21.674	24.380	325.8
29	1'32.679	20.546	25.096	22.395	24.642	328.9
30	1'31.093	20.671	24.497	21.659	24.266	330.5
31	1'46.930 P	24.320	27.310	26.245	29.055	327.4
32	11'50.455	21.674	25.427	22.350	24.595	
33	1'31.279	20.641	24.676	21.677	24.285	327.4

Fastest Lap:	Raul FERNANDEZ	Aprilia Racing	SPA	1'29.808	20.142	24.219	21.297	24.150
---------------------	----------------	----------------	-----	-----------------	--------	--------	--------	--------

These data/results cannot be reproduced, stored and/or transmitted in whole or in part by any manner of electronic, mechanical, photocopying, recording, broadcasting or otherwise now known or herein after developed without the previous express consent by the copyright owner, except for reproduction in daily press and regular printed publications on sale to the public within 60 days of the event related to those data/results and always provided that copyright symbol appears together as follows below.
© DORNA, 2024



Session 1

MotoGP

Lap	Lap Time	T1	T2	T3	T4	Speed	Lap	Lap Time	T1	T2	T3	T4	Speed
34	1'30.952	20.476	24.489	21.609	24.378	327.4	5	1'32.050	20.643	24.845	22.034	24.528	327.4
35	1'33.761	20.574	25.696	22.548	24.943	327.4	6	1'38.143 P	20.657	24.803	23.063	29.620	327.4
36	1'32.002	20.495	24.587	21.797	25.123	327.4	7	22'02.724	24.916	26.648	22.676	25.081	
37	1'51.588 P	29.979	28.549	23.837	29.223	325.8	8	1'32.553	20.725	25.054	21.998	24.776	327.4

16th 35 Cal CRUTCHLOW Yamaha Factory GBR
Runs=6 Total laps=42 Full laps=30 Valid laps=30

1	1:00'27.994	25.099	28.649	25.242	26.741	
2	1'38.318	22.732	27.381	22.914	25.291	325.8
3	1'34.436	21.222	25.619	22.597	24.998	324.3
4	1'33.672	21.043	25.389	22.295	24.945	324.3
5	1'33.088	20.879	25.136	22.237	24.836	324.3
6	1'32.768	20.957	25.141	22.089	24.581	324.3
7	1'32.395	20.768	25.071	22.036	24.520	325.8
8	1'44.750 P	25.506	26.583	23.351	29.310	325.8
9	14'44.885	24.533	26.966	23.246	25.258	
10	1'33.822	21.102	25.704	22.331	24.685	324.3
11	1'32.280	20.841	24.968	21.894	24.577	324.3
12	1'32.109	20.706	24.943	21.872	24.588	322.8
13	1'32.279	20.728	24.916	21.919	24.716	324.3
14	1'34.414	20.770	26.054	22.591	24.999	324.3
15	1'32.113	20.769	24.876	21.806	24.662	325.8
16	1'49.472 P	27.562	27.710	24.156	30.044	324.3
17	25'32.758	25.125	26.663	25.122	25.612	
18	1'33.524	21.033	25.344	22.247	24.900	322.8
19	1'32.606	20.802	24.899	21.958	24.947	322.8
20	1'32.264	20.841	24.869	21.972	24.582	319.8
21	1'32.285	20.770	24.924	21.959	24.632	325.8
22	1'48.281 P	26.743	26.334	24.446	30.758	325.8
23	30'31.738	24.436	28.546	22.623	25.039	
24	1'37.878	24.463	25.567	22.849	24.999	325.8
25	1'33.525	20.796	25.567	22.348	24.814	324.3
26	1'31.988	20.715	24.801	21.700	24.772	324.3
27	1'33.385	20.943	25.704	22.183	24.555	321.3
28	1'31.489	20.647	24.741	21.717	24.384	327.4
29	1'31.536	20.691	24.715	21.694	24.436	325.8
30	1'31.466	20.590	24.674	21.794	24.408	325.8
31	1'43.646 P	22.747	27.425	23.613	29.861	324.3
32	15'08.067	26.639	29.185	28.015	29.442	
33	1'37.292	24.236	25.644	22.400	25.012	319.8
34	1'32.360	20.719	25.028	22.039	24.574	327.4
35	1'31.512	20.589	24.837	21.716	24.370	330.5
36	1'31.623	20.673	24.686	21.770	24.494	327.4
37	1'41.287 P	20.692	24.836	21.915	33.844	325.8
38	35'00.639	24.788	27.179	22.835	24.959	
39	1'33.599	20.922	25.522	22.406	24.749	324.3
40	1'31.107	20.629	24.626	21.605	24.247	327.4
41	1'31.248	20.527	24.596	21.636	24.489	327.4
42	1'48.825 P	27.014	25.348	23.762	32.701	327.4

17th 42 Alex RINS Monster Energy Yama SPA
Runs=5 Total laps=23 Full laps=14 Valid laps=14

1	42'30.097	24.929	28.161	23.928	26.121	
2	1'35.977	21.928	26.034	22.790	25.225	316.8
3	1'33.779	21.005	25.330	22.444	25.000	325.8
4	1'32.641	20.792	25.097	22.037	24.715	325.8

18th 31 Pedro ACOSTA GASGAS Factory Rac SPA
Runs=4 Total laps=34 Full laps=26 Valid laps=26

1	50'34.733	23.801	28.856	24.137	26.070	
2	1'36.861	22.037	26.373	23.016	25.435	295.1
3	1'35.014	21.351	25.904	22.697	25.062	318.3
4	1'34.076	21.071	25.840	22.360	24.805	325.8
5	1'33.264	20.994	25.381	22.148	24.741	324.3
6	1'33.295	20.988	25.210	22.156	24.941	325.8
7	1'33.259	20.868	25.252	22.203	24.936	324.3
8	1'39.251 P	20.953	26.067	22.885	29.346	325.8
9	15'32.684	23.475	26.886	22.723	25.040	
10	1'33.497	20.995	25.315	22.312	24.875	327.4
11	1'32.792	20.818	25.189	22.089	24.696	327.4
12	1'32.689	20.764	25.117	21.947	24.861	327.4
13	1'32.258	20.577	25.028	21.979	24.674	327.4
14	1'34.493	21.855	25.231	22.134	25.273	328.9
15	1'32.796	20.710	25.170	22.056	24.860	328.9
16	1'38.632 P	20.850	25.226	22.168	30.388	325.8
17	28'25.466	21.962	27.165	23.600	25.901	
18	1'33.598	21.055	25.421	22.329	24.793	325.8
19	1'33.089	20.833	25.241	22.164	24.851	325.8
20	1'45.557	31.352	26.566	22.391	25.248	327.4
21	1'33.076	20.839	25.220	22.232	24.785	327.4
22	1'33.785	21.177	25.407	22.250	24.951	325.8
23	1'33.420	20.858	25.237	22.328	24.997	327.4
24	1'34.930	21.281	25.490	23.117	25.042	327.4
25	1'33.352	20.804	25.399	22.201	24.948	328.9
26	1'41.789 P	24.096	26.151	22.770	28.772	327.4
27	25'03.370	21.869	26.697	22.705	27.454	
28	1'32.340	20.797	24.990	21.910	24.643	328.9
29	1'31.707	20.594	24.861	21.843	24.409	327.4
30	1'31.513	20.532	24.722	21.882	24.377	330.5
31	1'31.353	20.555	24.795	21.731	24.272	328.9
32	1'36.425	24.270	25.503	21.908	24.744	330.5
33	1'31.599	20.598	24.741	21.877	24.383	328.9
34	1'39.879 P	21.636	26.334	22.835	29.074	328.9

Fastest Lap: Raul FERNANDEZ Aprilia Racing SPA **1'29.808** 20.142 24.219 21.297 24.150

These data/results cannot be reproduced, stored and/or transmitted in whole or in part by any manner of electronic, mechanical, photocopying, recording, broadcasting or otherwise now known or herein after developed without the previous express consent by the copyright owner, except for reproduction in daily press and regular printed publications on sale to the public within 60 days of the event related to those data/results and always provided that copyright symbol appears together as follows below.
© DORNA, 2024



Session 1

MotoGP

Lap	Lap Time	T1	T2	T3	T4	Speed	Lap	Lap Time	T1	T2	T3	T4	Speed		
19th	21	Franco MORBIDEL					Prima Pramac Racing	ITA							
		Runs=4	Total laps=31	Full laps=23	Valid laps=23										
1	35'02.540	24.773	28.351	24.378	27.354		20	1'32.359	20.958	24.911	22.022	24.468	325.8		
2	1'38.185	22.175	26.485	23.215	26.310	315.4	21	1'31.704	20.554	24.836	21.908	24.406	325.8		
3	1'36.583	22.371	25.708	22.830	25.674	327.4	22	1'33.977	20.983	25.526	22.479	24.989	327.4		
4	1'34.257	21.165	25.387	22.582	25.123	324.3	23	1'31.506	20.558	24.741	21.832	24.375	327.4		
5	1'33.295	20.942	25.191	22.316	24.846	328.9	24	1'41.862 P	21.818	26.685	24.095	29.264	327.4		
6	1'44.387 P	21.272	26.097	23.961	33.057	328.9	25	18'09.081	22.320	26.587	22.970	25.047			
7	44'05.583	24.123	27.358	23.577	26.002		26	1'33.196	20.873	25.429	22.152	24.742	327.4		
8	1'34.710	21.367	25.792	22.686	24.865	325.8	27	1'32.100	20.714	24.926	21.954	24.506	327.4		
9	1'33.317	21.101	25.208	22.220	24.788	327.4	28	1'32.159	20.531	24.787	21.962	24.879	328.9		
10	1'32.833	20.958	24.934	22.179	24.762	327.4	29	1'31.858	20.558	24.834	21.931	24.535	325.8		
11	1'33.223	20.963	25.085	22.178	24.997	328.9	30	1'45.397 P	22.210	28.925	24.482	29.780	324.3		
12	1'40.347	26.696	26.010	22.625	25.016	319.8	31	35'15.484	24.946	27.633	22.782	25.054			
13	1'33.520	21.030	25.294	22.374	24.822	330.5	32	1'33.195	21.053	25.364	22.255	24.523	325.8		
14	1'33.676	21.038	24.975	22.610	25.053	330.5	33	1'32.041	20.796	24.899	22.008	24.338	327.4		
15	1'41.039 P	20.960	25.068	23.265	31.746	328.9	34	1'31.579	20.594	24.749	21.892	24.344	327.4		
16	44'55.624	24.963	26.565	22.861	25.119		35	1'31.586	20.549	24.708	21.869	24.460	325.8		
17	1'33.493	21.160	25.379	22.155	24.799	324.3	36	1'42.406 P	22.442	26.589	24.146	29.229	327.4		
18	1'31.885	20.671	24.874	21.984	24.356	328.9									
19	1'32.970	20.582	24.742	22.800	24.846	328.9	21st	30	Takaaki NAKAGAMI					IDEMITSU Honda LC	JPN
20	1'32.294	20.902	24.991	22.036	24.365	330.5			Runs=6	Total laps=34	Full laps=22	Valid laps=22			
21	1'38.360	24.464	26.726	22.585	24.585	330.5	1	49'15.498	24.950	28.093	24.131	26.212			
22	1'31.535	20.618	24.767	21.880	24.270	327.4	2	1'36.770	21.633	26.493	23.223	25.421	321.3		
23	1'43.443 P	23.281	26.920	23.121	30.121	330.5	3	1'34.364	21.181	25.741	22.557	24.885	322.8		
24	1:02'11.602	22.975	26.167	22.617	24.912		4	1'33.142	20.797	25.338	22.248	24.759	324.3		
25	1'32.450	20.815	25.154	21.996	24.485	328.9	5	1'45.407 P	23.319	28.034	24.150	29.904	324.3		
26	1'32.139	20.720	24.936	21.926	24.557	330.5	6	11'21.442	23.445	27.197	23.298	25.724			
27	1'35.592	23.804	25.310	21.946	24.532	328.9	7	1'34.198	21.064	25.712	22.536	24.886	321.3		
28	1'31.867	20.702	24.811	21.875	24.479	327.4	8	1'32.745	20.900	25.158	22.136	24.551	321.3		
29	1'31.495	20.577	24.628	21.797	24.493	330.5	9	1'33.724	21.326	25.360	22.338	24.700	324.3		
30	1'35.748	22.724	26.369	22.191	24.464	328.9	10	1'31.706	20.628	24.752	21.924	24.402	324.3		
31	1'40.462 P	20.665	24.714	24.094	30.989	330.5	11	1'41.186 P	22.241	26.696	23.469	28.780	324.3		
							12	12'57.452	26.071	27.526	24.975	28.034			
							13	1'35.407	21.642	25.864	22.846	25.055	322.8		
							14	1'33.452	20.998	25.226	22.433	24.795	322.8		
							15	1'32.289	20.821	24.930	21.989	24.549	324.3		
							16	1'31.770	20.473	24.835	22.035	24.427	322.8		
							17	1'43.641 P	23.521	27.223	23.568	29.329	324.3		
							18	27'35.094	23.895	27.763	23.960	25.910			
							19	1'35.047	21.171	26.239	22.679	24.958	321.3		
							20	1'33.037	20.859	25.330	22.141	24.707	322.8		
							21	1'32.072	20.729	24.835	22.011	24.497	324.3		
							22	1'32.081	20.601	24.860	21.973	24.647	324.3		
							23	1'31.916	20.535	24.736	22.099	24.546	325.8		
							24	1'48.129 P	25.471	27.018	24.033	31.607	325.8		
							25	25'34.522	24.760	27.790	24.136	25.767			
							26	1'35.582	21.591	25.847	22.927	25.217	325.8		
							27	1'33.140	20.892	25.174	22.351	24.723	324.3		
							28	1'32.276	20.756	24.913	22.017	24.590	324.3		
							29	1'31.878	20.564	24.817	22.032	24.465	322.8		
							30	1'44.368 P	22.413	27.259	24.080	30.616	325.8		
							31	14'24.566	29.300	27.196	23.255	25.259			
							32	1'33.293	20.856	25.279	22.314	24.844	324.3		
							33	1'32.198	20.758	24.780	22.141	24.519	322.8		
							34	1'47.460 P	24.494	29.378	23.610	29.978	324.3		

Fastest Lap: Raul FERNANDEZ Aprilia Racing SPA **1'29.808** 20.142 24.219 21.297 24.150

These data/results cannot be reproduced, stored and/or transmitted in whole or in part by any manner of electronic, mechanical, photocopying, recording, broadcasting or otherwise now known or herein after developed without the previous express consent by the copyright owner, except for reproduction in daily press and regular printed publications on sale to the public within 60 days of the event related to those data/results and always provided that copyright symbol appears together as follows below.
© DORNA, 2024

Official MotoGP Timing by TISSOT
www.motogp.com



Session 1

MotoGP

Lap	Lap Time	T1	T2	T3	T4	Speed	Lap	Lap Time	T1	T2	T3	T4	Speed
22nd	41	Aleix ESPARGARO		Aprilia Racing		SPA							
		Runs=10	Total laps=17	Full laps=5	Valid laps=5								
1	1:09'33.985	23.290	27.554	23.691	25.807								
2	1'35.817	21.946	25.970	22.503	25.398	327.4							
3	1'34.515	21.183	25.471	22.347	25.514	328.9							
4	1'33.219	20.960	25.220	22.279	24.760	328.9							
5	1'43.511 P	22.800	27.073	23.463	30.175	324.3							
6	17'08.323	21.385	26.253	22.617	25.019								
7	1'33.020	21.052	25.190	22.109	24.669	327.4							
8	1'32.312	20.846	25.003	21.945	24.518	325.8							
9	2'16.459 P	51.141	29.155	24.986	31.177	328.9							
10	33'16.627 P	21.632	27.229	23.945	33.097								
11	2'18.666 P	22.513	26.692	23.303	29.593								
12	2'33.945 P	28.710	28.350	24.816	32.311								
13	23'56.960 P	22.145	27.439	24.479	30.200								
14	2'26.456 P	23.432	28.332	23.727	30.087								
15	2'25.111 P	24.412	28.362	24.233	30.232								
16	25'58.101 P	21.260	27.446	23.996	29.929								
17	2'20.873 P	23.081	27.696	24.179	29.271								

Fastest Lap: Raul FERNANDEZ Aprilia Racing SPA **1'29.808** 20.142 24.219 21.297 24.150

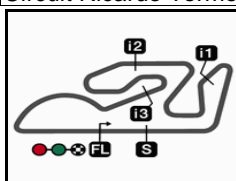
These data/results cannot be reproduced, stored and/or transmitted in whole or in part by any manner of electronic, mechanical, photocopying, recording, broadcasting or otherwise now known or herein after developed without the previous express consent by the copyright owner, except for reproduction in daily press and regular printed publications on sale to the public within 60 days of the event related to those data/results and always provided that copyright symbol appears together as follows below.
© DORNA, 2024

Official MotoGP Timing by **TISSOT**
www.motogp.com

Cheste, Tuesday, November 28, 2023

Page 8 of 8





4005 m.

Valencia MotoGP™ Official Test

Session 1

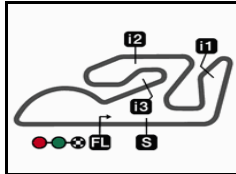
Best Partial Times

IT Ideal Lap Time, sum of the best partial times*BT* Best Lap Time

T1		T2		T3		T4						
Pos	Rider	Time	Rider	Time	Rider	Time	Rider	Time	Pos	Rider	IT	BT
1	R.FERNANDEZ	20.142	R.FERNANDEZ	24.219	R.FERNANDEZ	21.297	M.VIÑALES	23.914	1	R.FERNANDEZ	1'29.730	1'29.808 (1)
2	J.MARTIN	20.178	F.QUARTARARO	24.287	A.FERNANDEZ	21.455	F.DI GIANNANTO	23.979	2	M.VIÑALES	1'29.895	1'29.924 (2)
3	M.MARQUEZ	20.181	A.MARQUEZ	24.301	M.VIÑALES	21.462	A.MARQUEZ	24.000	3	A.MARQUEZ	1'30.079	1'30.243 (4)
4	M.VIÑALES	20.199	M.VIÑALES	24.320	F.BAGNAIA	21.472	J.MARTIN	24.049	4	M.MARQUEZ	1'30.175	1'30.222 (3)
5	B.BINDER	20.283	A.FERNANDEZ	24.324	F.DI GIANNANTO	21.491	M.MARQUEZ	24.071	5	F.DI GIANNAN	1'30.192	1'30.362 (7)
6	A.MARQUEZ	20.284	M.MARQUEZ	24.360	A.MARQUEZ	21.494	R.FERNANDEZ	24.072	6	J.MARTIN	1'30.281	1'30.325 (5)
7	J.MILLER	20.298	J.MARTIN	24.367	F.QUARTARARO	21.502	B.BINDER	24.112	7	F.QUARTARAR	1'30.319	1'30.403 (8)
8	F.DI GIANNANTO	20.302	F.BAGNAIA	24.396	M.MARQUEZ	21.563	A.FERNANDEZ	24.113	8	A.FERNANDEZ	1'30.334	1'30.334 (6)
9	E.BASTIANINI	20.350	F.DI GIANNANTO	24.420	J.MIR	21.565	F.BAGNAIA	24.127	9	F.BAGNAIA	1'30.379	1'30.426 (9)
10	F.BAGNAIA	20.384	E.BASTIANINI	24.428	E.BASTIANINI	21.602	F.QUARTARARO	24.129	10	B.BINDER	1'30.539	1'30.564 (10)
11	J.MIR	20.397	B.BINDER	24.459	C.CRUTCHLOW	21.605	J.MIR	24.175	11	E.BASTIANINI	1'30.582	1'30.640 (11)
12	F.QUARTARARO	20.401	J.MIR	24.461	J.ZARCO	21.609	E.BASTIANINI	24.202	12	J.MIR	1'30.598	1'30.690 (12)
13	M.BEZZECCHI	20.401	J.ZARCO	24.489	M.BEZZECCHI	21.630	M.BEZZECCHI	24.229	13	J.MILLER	1'30.759	1'30.770 (13)
14	A.FERNANDEZ	20.442	M.BEZZECCHI	24.545	J.MILLER	21.656	C.CRUTCHLOW	24.247	14	M.BEZZECCHI	1'30.805	1'30.846 (14)
15	T.NAKAGAMI	20.473	J.MILLER	24.550	B.BINDER	21.685	J.MILLER	24.255	15	J.ZARCO	1'30.840	1'30.952 (15)
16	J.ZARCO	20.476	C.CRUTCHLOW	24.596	J.MARTIN	21.687	J.ZARCO	24.266	16	C.CRUTCHLO	1'30.975	1'31.107 (16)
17	A.RINS	20.495	F.MORBIDELLI	24.628	P.ACOSTA	21.731	F.MORBIDELLI	24.270	17	P.ACOSTA	1'31.257	1'31.353 (18)
18	C.CRUTCHLOW	20.527	A.RINS	24.642	A.RINS	21.756	P.ACOSTA	24.272	18	F.MORBIDELLI	1'31.272	1'31.495 (19)
19	L.MARINI	20.531	L.MARINI	24.708	F.MORBIDELLI	21.797	L.MARINI	24.338	18	A.RINS	1'31.272	1'31.325 (17)
20	P.ACOSTA	20.532	P.ACOSTA	24.722	L.MARINI	21.832	A.RINS	24.379	20	L.MARINI	1'31.409	1'31.506 (20)
21	F.MORBIDELLI	20.577	T.NAKAGAMI	24.736	T.NAKAGAMI	21.924	T.NAKAGAMI	24.402	21	T.NAKAGAMI	1'31.535	1'31.706 (21)
22	A.ESPARGARO	20.846	A.ESPARGARO	25.003	A.ESPARGARO	21.945	A.ESPARGARO	24.518	22	A.ESPARGAR	1'32.312	1'32.312 (22)

These data/results cannot be reproduced, stored and/or transmitted in whole or in part by any manner of electronic, mechanical, photocopying, recording, broadcasting or otherwise now known or herein after developed without the previous express consent by the copyright owner, except for reproduction in daily press and regular printed publications on sale to the public within 60 days of the event related to those data/results and always provided that copyright symbol appears together as follows below.
© DORNA, 2024






4005 m.

Valencia MotoGP™ Official Test

Session 1

Fastest Laps Sequence

<i>Practice Time</i>	 <i>Rider</i>	<i>Nation</i>	<i>Motorcycle</i>	<i>Time</i>	<i>Km/h</i>	<i>Rider's Lap</i>
24'46.431	10 Luca MARINI	ITA	HONDA	1'37.445	147.9	2
26'21.438	10 Luca MARINI	ITA	HONDA	1'35.007	151.7	3
27'55.091	10 Luca MARINI	ITA	HONDA	1'33.653	153.9	4
29'27.843	10 Luca MARINI	ITA	HONDA	1'32.752	155.4	5
39'54.012	36 Joan MIR	SPA	HONDA	1'32.650	155.6	3
41'26.244	36 Joan MIR	SPA	HONDA	1'32.232	156.3	4
48'44.544	42 Alex RINS	SPA	YAMAHA	1'32.050	156.6	5
59'58.524	12 Maverick VIÑALES	SPA	APRILIA	1'31.256	157.9	3
1:01'29.322	12 Maverick VIÑALES	SPA	APRILIA	1'30.798	158.7	4
1:17'08.156	12 Maverick VIÑALES	SPA	APRILIA	1'30.719	158.9	9
1:21'55.466	73 Alex MARQUEZ	SPA	DUCATI	1'30.369	159.5	5
1:36'33.998	89 Jorge MARTIN	SPA	DUCATI	1'30.325	159.6	11
2:22'05.522	12 Maverick VIÑALES	SPA	APRILIA	1'30.142	159.9	25
2:23'35.446	12 Maverick VIÑALES	SPA	APRILIA	1'29.924	160.3	26
3:35'10.127	25 Raul FERNANDEZ	SPA	APRILIA	1'29.808	160.5	28

These data/results cannot be reproduced, stored and/or transmitted in whole or in part by any manner of electronic, mechanical, photocopying, recording, broadcasting or otherwise now known or herein after developed without the previous express consent by the copyright owner, except for reproduction in daily press and regular printed publications on sale to the public within 60 days of the event related to those data/results and always provided that copyright symbol appears together as follows below.

© DORNA, 2024

