


5543 m.

Sepang MotoGP™ Official Test
Day 3 Practice
Classification

10

	Rider	Nation	Team	Motorcycle	Time	Lap	Total	Gap	Top Speed
1	Francesco BAGNAIA	ITA	Ducati Lenovo Team	DUCATI	1'56.682	8	37		337.5
2	89 Jorge MARTIN	SPA	Prima Pramac Racing	DUCATI	1'56.854	9	47	0.172	0.172 335.4
3	23 Enea BASTIANINI	ITA	Ducati Lenovo Team	DUCATI	1'56.915	11	35	0.233	0.061 335.4
4	73 Alex MARQUEZ	SPA	Gresini Racing MotoGP	DUCATI	1'56.938	13	31	0.256	0.023 334.3
5	41 Aleix ESPARGARO	SPA	Aprilia Racing	APRILIA	1'57.091	16	45	0.409	0.153 335.4
6	93 Marc MARQUEZ	SPA	Gresini Racing MotoGP	DUCATI	1'57.270	13	32	0.588	0.179 337.5
7	49 Fabio DI GIANNANTONIO	ITA	Pertamina Enduro VR46 Racing Te	DUCATI	1'57.343	18	32	0.661	0.073 336.4
8	31 Pedro ACOSTA	SPA	Red Bull GASGAS Tech3	KTM	1'57.365	12	26	0.683	0.022 336.4
9	36 Joan MIR	SPA	Repsol Honda Team	HONDA	1'57.374	8	21	0.692	0.009 334.3
10	33 Brad BINDER	RSA	Red Bull KTM Factory Racing	KTM	1'57.462	10	27	0.780	0.088 338.5
11	20 Fabio QUARTARARO	FRA	Monster Energy Yamaha MotoGP	YAMAHA	1'57.525	12	32	0.843	0.063 335.4
12	12 Maverick VIÑALES	SPA	Aprilia Racing	APRILIA	1'57.528	16	34	0.846	0.003 334.3
13	30 Takaaki NAKAGAMI	JPN	IDEMITSU Honda LCR	HONDA	1'57.765	15	27	1.083	0.237 335.4
14	43 Jack MILLER	AUS	Red Bull KTM Factory Racing	KTM	1'57.851	8	37	1.169	0.086 335.4
15	42 Alex RINS	SPA	Monster Energy Yamaha MotoGP	YAMAHA	1'57.879	13	34	1.197	0.028 333.3
16	5 Johann ZARCO	FRA	CASTROL Honda LCR	HONDA	1'57.942	13	28	1.260	0.063 336.4
17	88 Miguel OLIVEIRA	POR	Trackhouse Racing	APRILIA	1'58.000	19	35	1.318	0.058 335.4
18	10 Luca MARINI	ITA	Repsol Honda Team	HONDA	1'58.026	10	27	1.344	0.026 335.4
19	35 Cal CRUTCHLOW	GBR	Yamaha Factory Racing	YAMAHA	1'58.673	18	39	1.991	0.647 333.3
20	72 Marco BEZZECCHI	ITA	Pertamina Enduro VR46 Racing Te	DUCATI	1'58.685	24	32	2.003	0.012 337.5
21	37 Augusto FERNANDEZ	SPA	Red Bull GASGAS Tech3	KTM	1'58.740	26	42	2.058	0.055 333.3
22	32 Lorenzo SAVADORI	ITA	Trackhouse Racing	APRILIA	1'58.814	12	38	2.132	0.074 336.4
23	51 Michele PIRRO	ITA	Prima Pramac Racing	DUCATI	1'58.865	21	43	2.183	0.051 330.2

Practice condition: Dry
Air: 34°
Humidity: 55%
Ground: 59°

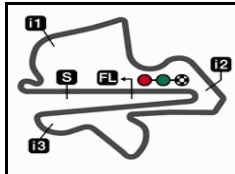
Fastest Lap:	Lap: 8	Francesco BAGNAIA	1'56.682	171 Km/h
Best Race Lap:	2023	Alex MARQUEZ	1'58.979	167.7 Km/h
All Time Lap Record:	2023	Francesco BAGNAIA	1'57.491	169.8 Km/h

The results are provisional until the end of the limit for protest and appeals.

Time limit for protest expires 60' after publication of the results - Time:

These data/results cannot be reproduced, stored and/or transmitted in whole or in part by any manner of electronic, mechanical, photocopying, recording, broadcasting or otherwise now known or herein after developed without the previous express consent by the copyright owner, except for reproduction in daily press and regular printed publications on sale to the public within 60 days of the event related to those data/results and always provided that copyright symbol appears together as follows below.

© DORNA, 2024



5543 m.

Sepang MotoGP™ Official Test

Day 3 Practice

Top Speed & Average

12

Rider	Nation	Motorcycle	Top 5 speeds					Average	Top
33 Brad BINDER	RSA	KTM	338.5	338.5	338.5	337.5	337.5	338.0	338.5
1 Francesco BAGNAIA	ITA	DUCATI	337.5	336.4	335.4	335.4	334.3	335.6	337.5
72 Marco BEZZECCHI	ITA	DUCATI	337.5	334.3	333.3	333.3	332.3	333.3	337.5
93 Marc MARQUEZ	SPA	DUCATI	337.5	337.5	337.5	336.4	335.4	336.4	337.5
5 Johann ZARCO	FRA	HONDA	336.4	336.4	334.3	332.3	332.3	333.6	336.4
31 Pedro ACOSTA	SPA	KTM	336.4	336.4	336.4	335.4	335.4	336.0	336.4
32 Lorenzo SAVADORI	ITA	APRILIA	336.4	334.3	332.3	332.3	331.2	332.7	336.4
49 Fabio DI GIANNANTONIO	ITA	DUCATI	336.4	335.4	335.4	335.4	335.4	335.5	336.4
10 Luca MARINI	ITA	HONDA	335.4	334.3	334.3	334.3	333.3	333.9	335.4
20 Fabio QUARTARARO	FRA	YAMAHA	335.4	335.4	335.4	335.4	334.3	334.9	335.4
23 Enea BASTIANINI	ITA	DUCATI	335.4	335.4	335.4	335.4	334.3	334.9	335.4
30 Takaaki NAKAGAMI	JPN	HONDA	335.4	333.3	332.3	331.2	331.2	332.3	335.4
41 Aleix ESPARGARO	SPA	APRILIA	335.4	334.3	334.3	334.3	334.3	334.5	335.4
43 Jack MILLER	AUS	KTM	335.4	335.4	333.3	333.3	333.3	334.0	335.4
88 Miguel OLIVEIRA	POR	APRILIA	335.4	334.3	334.3	334.3	334.3	334.5	335.4
89 Jorge MARTIN	SPA	DUCATI	335.4	335.4	335.4	334.3	334.3	334.6	335.4
12 Maverick VIÑALES	SPA	APRILIA	334.3	334.3	333.3	333.3	333.3	333.7	334.3
36 Joan MIR	SPA	HONDA	334.3	334.3	334.3	333.3	332.3	333.7	334.3
73 Alex MARQUEZ	SPA	DUCATI	334.3	333.3	333.3	333.3	332.3	332.9	334.3
35 Cal CRUTCHLOW	GBR	YAMAHA	333.3	333.3	332.3	332.3	332.3	332.6	333.3
37 Augusto FERNANDEZ	SPA	KTM	333.3	333.3	332.3	332.3	332.3	332.5	333.3
42 Alex RINS	SPA	YAMAHA	333.3	333.3	332.3	332.3	332.3	332.7	333.3
51 Michele PIRRO	ITA	DUCATI	330.2	329.2	329.2	329.2	329.2	329.4	330.2

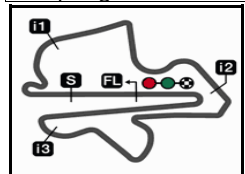
These data/results cannot be reproduced, stored and/or transmitted in whole or in part by any manner of electronic, mechanical, photocopying, recording, broadcasting or otherwise now known or herein after developed without the previous express consent by the copyright owner, except for reproduction in daily press and regular printed publications on sale to the public within 60 days of the event related to those data/results and always provided that copyright symbol appears together as follows below.

© DORNA, 2024

Official MotoGP Timing by **TISSOT**
www.motogp.com



Sepang, Thursday, February 08, 2024



5543 m.

Sepang MotoGP™ Official Test
Day 3 Practice
Chronological Analysis of Performances

13

* Lap / Sector time cancelled **T1** Time from finish line to 1st intermed. **T3** Time from 2nd intermed. to 3rd intermed.
P Crossing the finish line in pit lane **T2** Time from 1st intermed. to 2nd intermed. **T4** Time from 3rd intermediate to finish line

Lap	Lap Time	T1	T2	T3	T4	Speed	Lap	Lap Time	T1	T2	T3	T4	Speed		
1st	1	Francesco BAGNAI				Ducati Lenovo Team	ITA	5	1'59.111	24.815	27.351	36.831	30.114	333.3	
		Runs=7	Total laps=37	Full laps=23	Valid laps=23		6	2'12.133	P	27.366	28.834	38.026	37.907	290.3	
1	2'42.593	24.799	28.876	37.996	30.466		7	8'19.210	25.787	27.943	37.490	30.009			
2	1'59.432	24.854	27.561	36.911	30.106	333.3	8	1'57.099	24.411	27.001	36.013	29.674	334.3		
3	1'59.350	25.105	27.451	36.736	30.058	337.5	9	1'56.854	24.156	26.850	36.116	29.732	335.4		
4	1'58.783	24.692	27.396	36.736	29.959	333.3	10	2'09.987	P	27.972	27.630	37.496	36.889	329.2	
5	2'12.728	P	26.803	30.308	38.582	37.035	329.2	11	10'08.514	25.970	27.863	36.694	30.231		
6	11'24.296	25.628	29.068	37.277	30.726		12	1'59.026	24.408	27.053	37.254	30.311	334.3		
7	1'57.310	24.410	27.108	36.130	29.662	335.4	13	1'58.871	24.441	27.196	37.156	30.078	334.3		
8	1'56.682	24.191	26.871	36.036	29.584	336.4	14	1'57.661	24.371	27.134	36.453	29.703	334.3		
9	2'09.425	P	26.143	28.577	38.343	36.362	334.3	15	2'12.376	P	27.580	29.503	37.991	37.302	333.3
10	9'52.852	25.953	28.710	37.527	30.347		16	6'53.541	23.074	27.467	36.585	29.969			
11	1'58.124	24.579	27.288	36.383	29.874	334.3	17	1'57.543	24.458	27.023	36.309	29.753	334.3		
12	2'04.518	P	24.314	27.003	36.399	36.802	335.4	18	2'02.540	25.951	28.388	37.556	30.645	335.4	
13	34'21.477	24.310	28.258	37.161	31.179		19	2'06.276	P	24.545	27.280	36.879	37.572	333.3	
14	2'01.889	24.754	27.223	36.699	33.213	331.2	20	19'53.190	27.465	28.906	37.529	29.927			
15	2'05.598	P	24.654	27.310	36.593	37.041	332.3	21	1'57.337	24.413	26.963	36.323	29.638	333.3	
16	35'55.545	27.040	29.019	37.686	30.482		22	1'57.258	24.341	26.975	36.158	29.784	334.3		
17	1'58.945	24.799	27.456	36.646	30.044	330.2	23	2'13.457	P	27.465	29.397	38.905	37.690	298.3	
18	1'58.850	24.746	27.308	36.648	30.148	332.3	24	22'42.369	25.906	30.563	37.085	29.992			
19	1'59.071	24.703	27.356	36.874	30.138	333.3	25	1'57.848	24.512	27.108	36.364	29.864	334.3		
20	2'14.790	P	28.761	29.517	38.753	37.759	320.4	26	2'03.909	24.662	27.234	40.375	31.638	324.3	
21	32'34.793	28.689	28.615	37.649	30.464		27	1'58.265	24.640	27.258	36.392	29.975	333.3		
22	1'59.660	24.855	27.448	37.019	30.338	333.3	28	1'58.178	24.592	27.173	36.460	29.953	334.3		
23	2'06.959	24.886	32.614	38.981	30.478	333.3	29	2'13.168	P	27.246	29.567	38.607	37.748	310.3	
24	1'59.540	24.848	27.517	36.858	30.317	331.2	30	21'08.123	27.032	28.381	37.120	30.084			
25	2'20.402	P	32.918	30.587	39.356	37.541	323.3	31	1'58.565	24.613	27.341	36.632	29.979	332.3	
26	38'28.820	29.531	29.064	38.717	30.772		32	1'58.754	24.601	27.259	36.632	30.262	333.3		
27	1'58.896	24.692	27.288	36.819	30.097	330.2	33	2'02.709	24.735	29.741	38.045	30.188	331.2		
28	1'58.468	24.693	27.154	36.593	30.028	330.2	34	1'59.996	24.717	27.527	36.798	30.954	331.2		
29	1'58.511	24.645	27.179	36.680	30.007	331.2	35	2'15.320	P	27.465	29.397	39.727	38.731	279.7	
30	1'58.564	24.646	27.197	36.579	30.142	331.2	36	26'39.521	26.641	28.639	37.993	30.616			
31	1'58.414	24.549	27.227	36.615	30.023	331.2	37	1'58.273	24.548	27.156	36.698	29.871	332.3		
32	1'58.495	24.581	27.226	36.616	30.072	330.2	38	1'57.892	24.366	27.037	36.486	30.003	333.3		
33	1'58.894	24.610	27.239	36.642	30.403	331.2	39	1'58.209	24.442	27.115	36.602	30.050	333.3		
34	1'58.811	24.663	27.381	36.647	30.120	330.2	40	1'58.274	24.569	27.117	36.583	30.005	330.2		
35	1'58.721	24.583	27.291	36.702	30.145	331.2	41	1'58.108	24.458	27.113	36.508	30.029	329.2		
36	1'58.820	24.577	27.429	36.676	30.138	330.2	42	1'58.468	24.496	27.161	36.611	30.200	330.2		
37	2'16.606	P	27.424	30.631	40.495	38.056	322.3	43	1'58.837	24.652	27.467	36.666	30.052	329.2	
							44	1'58.543	24.575	27.234	36.652	30.082	332.3		
2nd	89	Jorge MARTIN				Prima Pramac Racing	SPA	45	1'58.398	24.543	27.246	36.521	30.088	332.3	
		Runs=8	Total laps=47	Full laps=31	Valid laps=31		46	1'58.894	24.532	27.343	36.795	30.224	332.3		
1	4'33.714	26.143	28.720	37.847	30.572		47	2'25.569	P	30.354	32.080	41.691	41.444	285.7	
2	2'00.191	25.132	27.586	37.181	30.292	332.3									
3	1'59.170	24.754	27.467	36.737	30.212	333.3									
4	2'03.676	24.724	27.558	41.225	30.169	335.4									

Fastest Lap: Francesco BAGNAIA Ducati Lenovo Team ITA **1'56.682** 24.191 26.871 36.036 29.584

These data/results cannot be reproduced, stored and/or transmitted in whole or in part by any manner of electronic, mechanical, photocopying, recording, broadcasting or otherwise now known or herein after developed without the previous express consent by the copyright owner, except for reproduction in daily press and regular printed publications on sale to the public within 60 days of the event related to those data/results and always provided that copyright symbol appears together as follows below.
 © DORNA, 2024



Day 3 Practice

MotoGP

Lap	Lap Time	T1	T2	T3	T4	Speed	Lap	Lap Time	T1	T2	T3	T4	Speed
3rd	23	Enea BASTIANINI				Ducati Lenovo Team			ITA				
		Runs=6	Total laps=35	Full laps=23	Valid laps=23								
1	23'43.792	25.757	28.765	38.358	30.599		16	1'59.297	24.924	27.416	36.796	30.161	328.2
2	1'59.169	24.856	27.567	36.721	30.025	331.2	17	1'58.736	24.750	27.172	36.594	30.220	328.2
3	1'58.755	24.747	27.390	36.530	30.088	334.3	18	1'58.431	24.659	27.142	36.420	30.210	332.3
4	1'58.347	24.538	27.232	36.572	30.005	334.3	19	1'58.555	24.718	27.185	36.545	30.107	331.2
5	2'09.872 P	25.888	28.982	37.815	37.187	331.2	20	2'12.558 P	26.162	29.462	39.042	37.892	313.9
6	12'31.328	24.550	27.666	37.844	30.121		21	53'16.047	26.933	29.198	38.219	30.597	
7	2'08.092	30.432	29.161	38.159	30.340	335.4	22	2'00.059	25.077	27.624	37.027	30.331	325.3
8	1'57.236	24.446	27.008	36.117	29.665	335.4	23	1'59.184	24.785	27.348	36.739	30.312	327.2
9	2'11.846 P	26.004	29.846	38.855	37.141	335.4	24	1'59.129	24.808	27.394	36.587	30.340	328.2
10	10'36.305	25.254	28.900	38.171	34.102		25	2'12.527 P	27.489	29.246	38.646	37.146	328.2
11	1'56.915	24.295	26.905	36.057	29.658	334.3	26	35'15.821	25.886	28.984	38.466	30.804	
12	1'57.017	24.195	26.930	36.154	29.738	335.4	27	1'59.828	24.946	27.427	37.097	30.358	326.2
13	2'12.940 P	28.243	29.485	37.895	37.317	317.6	28	2'04.446	28.463	28.371	37.432	30.180	328.2
14	30'56.589	25.126	28.060	38.445	30.295		29	1'58.764	24.823	27.203	36.611	30.127	328.2
15	1'58.498	24.730	27.240	36.595	29.933	330.2	30	1'58.467	24.757	27.219	36.464	30.027	329.2
16	1'58.335	24.577	27.194	36.553	30.011	330.2	31	2'10.142 P	26.064	29.614	39.043	35.421	318.5
17	1'58.217	24.558	27.168	36.592	29.899	331.2							
18	2'10.400 P	26.422	28.958	38.476	36.544	328.2							
19	22'21.789	25.223	28.238	37.467	30.291								
20	1'59.067	24.809	27.436	36.777	30.045	329.2							
21	1'58.897	24.701	27.365	36.763	30.068	331.2							
22	1'58.968	24.655	27.406	36.770	30.137	330.2							
23	2'12.115 P	26.457	30.595	39.206	35.857	321.4							
24	33'20.140	25.703	28.059	37.091	30.775								
25	1'58.135	24.530	27.218	36.462	29.925	327.2							
26	1'58.019	24.470	27.201	36.439	29.909	330.2							
27	1'58.070	24.458	27.226	36.454	29.932	330.2							
28	1'58.204	24.546	27.245	36.525	29.888	332.3							
29	1'58.286	24.460	27.214	36.546	30.066	331.2							
30	1'58.296	24.462	27.297	36.603	29.934	333.3							
31	1'58.628	24.618	27.432	36.645	29.933	331.2							
32	1'58.573	24.676	27.340	36.586	29.971	329.2							
33	1'59.380	24.600	27.381	36.751	30.648	330.2							
34	1'58.777	24.575	27.393	36.684	30.125	330.2							
35	2'14.688 P	28.272	30.558	38.851	37.007	297.5							
5th	41	Alex ESPARGARO				Aprilia Racing			SPA				
		Runs=9	Total laps=45	Full laps=27	Valid laps=27								
1	2'43.423	23.833	28.627	37.944	30.733								
2	2'02.460	25.158	27.723	38.937	30.642	321.4							
3	2'04.353	27.094	28.563	37.848	30.848	284.2							
4	2'00.086	24.894	27.554	37.241	30.397	331.2							
5	2'16.709 P	27.461	29.053	39.861	40.334	306.8							
6	14'40.080	24.980	28.455	37.755	30.268								
7	1'58.436	24.675	27.204	36.585	29.972	334.3							
8	1'57.673	24.395	27.043	36.324	29.911	332.3							
9	2'14.475 P	27.604	30.119	39.313	37.439	281.9							
10	8'17.066	24.633	28.325	37.522	30.079								
11	1'57.567	24.413	27.082	36.176	29.896	334.3							
12	1'57.512	24.291	27.056	36.203	29.962	334.3							
13	1'57.888	24.350	27.026	36.457	30.055	333.3							
14	2'20.384 P	29.510	31.129	40.732	39.013	293.4							
15	15'27.353	24.322	27.368	37.362	30.148								
16	1'57.091	24.289	27.099	36.059	29.644	335.4							
17	2'19.614 P	31.044	31.068	40.462	37.040	334.3							
18	22'31.142	23.989	28.758	37.991	30.561								
19	1'58.500	24.627	27.337	36.506	30.030	330.2							
20	1'58.364	24.523	27.198	36.645	29.998	331.2							
21	1'58.424	24.558	27.148	36.487	30.231	331.2							
22	1'58.462	24.546	27.340	36.567	30.009	331.2							
23	1'58.443	24.624	27.274	36.582	29.963	334.3							
24	1'58.452	24.624	27.304	36.508	30.016	330.2							
25	1'58.548	24.641	27.208	36.663	30.036	334.3							
26	1'58.692	24.657	27.249	36.708	30.078	330.2							
27	1'58.610	24.625	27.324	36.568	30.093	331.2							
28	2'39.456 P	24.666	27.395	1'04.671	42.724	330.2							
29	42'22.818	25.063	28.921	39.128	31.557								
30	2'01.550	25.372	28.124	37.466	30.588	325.3							
31	2'01.208	25.163	28.028	37.470	30.547	324.3							
32	2'19.830 P	29.246	31.178	41.657	37.749	263.4							
33	13'51.924	25.256	28.323	37.540	30.233								
34	1'58.844	24.639	27.450	36.675	30.080	328.2							
35	1'58.653	24.600	27.389	36.644	30.020	331.2							
36	1'58.526	24.517	27.259	36.592	30.158	328.2							
37	2'16.789 P	27.421	30.973	40.684	37.711	290.3							

Fastest Lap: Francesco BAGNAIA Ducati Lenovo Team ITA **1'56.682** 24.191 26.871 36.036 29.584

These data/results cannot be reproduced, stored and/or transmitted in whole or in part by any manner of electronic, mechanical, photocopying, recording, broadcasting or otherwise now known or herein after developed without the previous express consent by the copyright owner, except for reproduction in daily press and regular printed publications on sale to the public within 60 days of the event related to those data/results and always provided that copyright symbol appears together as follows below.
© DORNA, 2024



Day 3 Practice

MotoGP

Lap	Lap Time	T1	T2	T3	T4	Speed	Lap	Lap Time	T1	T2	T3	T4	Speed
38	21'56.270	24.135	28.235	37.926	30.458		11	1'57.797	24.474	27.230	36.283	29.810	336.4
39	1'59.016	24.833	27.414	36.676	30.093	328.2	12	1'57.487	24.423	27.122	36.223	29.719	335.4
40	1'59.084	24.766	27.307	36.641	30.370	329.2	13	1'57.494	24.458	27.041	36.335	29.660	334.3
41	2'17.614 P	27.668	30.321	41.441	38.184	292.6	14	2'23.077 P	29.499	34.562	38.665	40.351	308.5
42	10'19.183	24.976	28.012	37.215	30.367		15	14'56.765	26.142	28.436	37.254	30.318	
43	1'59.240	24.809	27.473	36.791	30.167	326.2	16	1'57.828	24.586	27.228	36.301	29.713	333.3
44	1'58.849	24.662	27.377	36.716	30.094	328.2	17	1'57.547	24.478	27.164	36.208	29.697	333.3
45	2'18.810 P	27.748	32.383	40.594	38.085	305.0	18	1'57.343	24.441	27.025	36.210	29.667	333.3

6th 93 Marc MARQUEZ Gresini Racing MotoGP SPA
Runs=7 Total laps=32 Full laps=18 Valid laps=18

1	7'55.032	25.400	29.613	40.225	30.880		19	2'18.886 P	29.867	29.951	36.972	42.096	322.3
2	2'02.860	26.751	28.160	37.475	30.474	334.3	20	29'53.549	25.630	28.469	37.418	30.201	
3	2'00.712	26.186	27.602	36.786	30.138	337.5	21	1'58.054	24.705	27.260	36.292	29.797	332.3
4	1'59.176	24.874	27.491	36.661	30.150	335.4	22	1'57.754	24.498	27.243	36.280	29.733	333.3
5	1'58.932	24.806	27.517	36.620	29.989	335.4	23	1'57.662	24.491	27.130	36.361	29.680	332.3
6	2'07.023 P	24.728	28.997	38.224	35.074	334.3	24	2'24.626 P	30.695	31.503	40.678	41.750	313.0
7	8'49.744	25.386	28.116	38.086	30.046		25	28'09.117	25.965	28.350	37.369	30.159	
8	1'57.563	24.503	27.104	36.363	29.593	335.4	26	1'58.663	24.726	27.360	36.517	30.060	331.2
9	1'57.404	24.380	27.102	36.211	29.711	336.4	27	1'58.449	24.593	27.358	36.501	29.997	332.3
10	2'07.477 P	26.240	28.789	37.962	34.486	334.3	28	1'58.407	24.597	27.371	36.554	29.885	333.3
11	10'51.910	24.963	27.666	36.647	30.649		29	2'24.204 P	29.037	31.831	40.976	42.360	314.8
12	1'57.376	24.354	27.038	36.268	29.716	337.5	30	17'40.063	25.926	28.668	37.811	30.334	
13	1'57.270	24.410	27.003	36.213	29.644	337.5	31	1'58.722	24.776	27.427	36.580	29.939	333.3
14	2'11.082 P	26.327	29.010	40.567	35.178	332.3	32	1'58.127	24.508	27.316	36.383	29.920	334.3
15	20'52.703	29.559	29.384	37.625	30.311			unfinished	24.529	27.468			335.4
16	1'59.843	24.860	27.562	37.303	30.118	333.3							
17	1'58.912	24.753	27.375	36.677	30.107	333.3							
18	2'10.119 P	26.803	29.003	38.809	35.504	320.4							
19	55'54.543	26.150	29.468	38.398	30.420								
20	1'58.999	24.844	27.472	36.699	29.984	331.2							
21	1'58.239	24.671	27.281	36.410	29.877	333.3							
22	2'07.909 P	25.886	28.528	38.282	35.213	330.2							
23	22'07.670	24.875	28.671	38.007	30.491								
24	1'59.395	24.887	27.449	36.876	30.183	331.2							
25	1'59.025	24.726	27.449	36.803	30.047	333.3							
26	1'58.847	24.619	27.423	36.724	30.081	334.3							
27	2'11.555 P	27.053	29.591	38.867	36.044	323.3							
28	15'13.685	25.812	29.065	38.218	30.274								
29	1'59.410	24.876	27.538	36.931	30.065	332.3							
30	2'01.147	24.773	27.566	38.124	30.684	332.3							
31	2'00.341	24.782	27.568	36.795	31.196	333.3							
32	2'10.228 P	25.863	29.992	38.951	35.422	332.3							

7th 49 Fabio DI GIANNANT Pertamina Enduro VR ITA
Runs=7 Total laps=32 Full laps=19 Valid laps=19

1	15'38.053	25.863	29.020	37.828	30.588		18	1'58.279	24.522	27.355	36.537	29.865	332.3
2	1'59.785	24.842	27.651	37.177	30.115	332.3	19	1'58.353	24.545	27.385	36.682	29.741	332.3
3	1'58.901	24.612	27.404	36.759	30.126	335.4	20	1'58.682	24.585	27.501	36.623	29.973	331.2
4	1'59.241	24.608	27.446	36.826	30.361	335.4	21	1'58.703	24.622	27.491	36.642	29.948	330.2
5	2'15.145 P	27.368	30.354	39.644	37.779	335.4	22	1'58.534	24.611	27.524	36.446	29.953	330.2
6	11'22.574	24.857	28.339	37.297	30.342		23	1'58.741	24.691	27.517	36.517	30.016	325.3
7	1'59.016	24.677	27.494	36.699	30.146	334.3	24	1'58.804	24.557	27.563	36.759	29.925	330.2
8	1'58.760	24.636	27.418	36.624	30.082	335.4	25	1'58.909	24.531	27.501	36.712	30.165	330.2
9	2'13.529 P	26.142	29.268	41.902	36.217	311.2	26	2'22.197 P	28.750	33.780	41.850	37.817	324.3
10	11'39.951	24.577	27.922	36.972	30.358								

8th 31 Pedro ACOSTA Red Bull GASGAS Te SPA
Runs=4 Total laps=26 Full laps=18 Valid laps=18

1	2'42.967	25.158	28.805	38.040	30.623		15	1:00'54.639	24.588	28.465	37.298	30.046	
2	1'59.500	24.849	27.660	36.939	30.052	330.2	16	1'58.874	24.537	27.600	37.083	29.654	332.3
3	1'59.550	24.829	27.517	37.048	30.156	334.3	17	1'58.559	24.482	27.451	36.640	29.986	332.3
4	2'06.320 P	27.104	27.867	36.933	34.416	336.4	18	1'58.279	24.522	27.355	36.537	29.865	332.3
5	8'51.476	25.016	32.380	38.557	29.966		19	1'58.353	24.545	27.385	36.682	29.741	332.3
6	1'57.686	24.510	27.340	36.260	29.576	336.4	20	1'58.682	24.585	27.501	36.623	29.973	331.2
7	1'58.110	24.234	27.366	36.625	29.885	336.4	21	1'58.703	24.622	27.491	36.642	29.948	330.2
8	1'57.698	24.353	27.439	36.196	29.710	335.4	22	1'58.534	24.611	27.524	36.446	29.953	330.2
9	2'08.593 P	26.325	29.228	38.366	34.674	334.3	23	1'58.741	24.691	27.517	36.517	30.016	325.3
10	10'12.240	25.311	29.000	41.021	33.755		24	1'58.804	24.557	27.563	36.759	29.925	330.2
11	1'57.733	24.599	27.203	36.327	29.604	334.3	25	1'58.909	24.531	27.501	36.712	30.165	330.2
12	1'57.365	24.257	27.165	36.308	29.635	335.4	26	2'22.197 P	28.750	33.780	41.850	37.817	324.3
13	2'07.041	28.004	30.916	37.766	30.355	334.3							
14	2'11.518 P	24.737	32.160	38.800	35.821	321.4							

9th 36 Joan MIR Repsol Honda Team SPA
Runs=5 Total laps=21 Full laps=13 Valid laps=13

1	3'55.060	25.876	28.571	37.454	30.384								
---	----------	--------	--------	--------	--------	--	--	--	--	--	--	--	--

Fastest Lap: Francesco BAGNAIA Ducati Lenovo Team ITA **1'56.682** 24.191 26.871 36.036 29.584

These data/results cannot be reproduced, stored and/or transmitted in whole or in part by any manner of electronic, mechanical, photocopying, recording, broadcasting or otherwise now known or herein after developed without the previous express consent by the copyright owner, except for reproduction in daily press and regular printed publications on sale to the public within 60 days of the event related to those data/results and always provided that copyright symbol appears together as follows below.
© DORNA, 2024

Day 3 Practice

MotoGP

Lap	Lap Time	T1	T2	T3	T4	Speed	Lap	Lap Time	T1	T2	T3	T4	Speed
2	1'59.535	24.908	27.566	36.958	30.103	329.2	3	1'58.546	24.527	27.359	36.599	30.061	332.3
3	1'58.823	24.547	27.350	36.963	29.963	332.3	4	1'58.431	24.480	27.340	36.605	30.006	333.3
4	1'58.423	24.665	27.285	36.563	29.910	331.2	5	2'06.924 P	26.548	28.386	37.407	34.583	324.3
5	2'13.605 P	27.411	29.233	39.272	37.689	315.7	6	12'47.989	24.388	27.926	37.131	30.106	
6	18'26.000	25.585	27.825	36.684	29.775		7	1'57.529	24.420	27.077	36.292	29.740	335.4
7	1'57.547	24.437	27.180	36.320	29.610	334.3	8	1'57.655	24.275	27.190	36.309	29.881	335.4
8	1'57.374	24.377	27.081	36.263	29.653	334.3	9	2'10.878 P	28.200	29.141	39.243	34.294	321.4
9	2'12.904 P	26.571	29.675	38.141	38.517	320.4	10	8'36.696	24.351	28.033	37.453	30.373	
10	15'22.033 P	24.659	27.986	36.603	1'33.291		11	2'01.898	24.397	27.079	40.192	30.230	334.3
11	15'45.476	30.577	28.599	36.832	30.172		12	1'57.525	24.359	27.062	36.325	29.779	335.4
12	2'00.052	24.531	27.224	38.149	30.148	334.3	13	1'57.652	24.294	27.093	36.370	29.895	335.4
13	2'09.662 P	24.418	27.322	36.549	41.373	333.3	14	2'16.557 P	30.785	30.255	40.396	35.121	306.8
14	2:33'02.128	24.437	28.420	37.255	30.233		15	48'05.625	40.569	29.279	38.138	30.615	
15	1'58.608	24.618	27.385	36.687	29.918	330.2	16	1'59.746	24.754	27.716	37.104	30.172	334.3
16	1'58.701	24.727	27.411	36.682	29.881	328.2	17	2'07.038 P	24.602	27.533	37.250	37.653	333.3
17	1'58.773	24.658	27.430	36.712	29.973	328.2	18	45'59.235	24.305	28.597	37.589	30.174	
18	1'58.742	24.636	27.371	36.689	30.046	329.2	19	1'58.666	24.636	27.382	36.632	30.016	329.2
19	1'58.821	24.615	27.396	36.791	30.019	329.2	20	1'58.500	24.524	27.287	36.625	30.064	330.2
20	1'59.166	24.727	27.481	36.902	30.056	327.2	21	1'58.689	24.557	27.351	36.609	30.172	331.2
21	1'59.054	24.657	27.571	36.789	30.037	328.2	22	2'08.878 P	26.762	29.523	38.536	34.057	321.4
unfinished		24.684	27.508			329.2	23	22'35.450	25.433	28.745	37.996	30.463	

10th 33 Brad BINDER Red Bull KTM Factory RSA
Runs=6 Total laps=27 Full laps=15 Valid laps=15

1	4'39.263	25.300	28.662	38.047	30.553	
2	2'04.268	29.249	27.707	37.110	30.202	337.5
3	1'59.260	24.816	27.465	36.849	30.130	338.5
4	2'23.967 P	36.478	29.081	38.093	40.315	336.4
5	13'58.584	30.206	36.368	39.888	29.866	
6	1'57.662	24.376	27.184	36.405	29.697	337.5
7	1'57.657	24.437	27.082	36.424	29.714	334.3
8	2'18.565 P	31.107	31.802	37.465	38.191	326.2
9	29'56.696	24.778	28.019	37.111	31.640	
10	1'57.462	24.355	27.039	36.324	29.744	338.5
11	1'57.683	24.445	27.086	36.290	29.862	338.5
12	2'13.674 P	28.305	28.620	37.277	39.472	337.5
13	55'30.252	26.886	28.664	37.503	30.102	
14	1'58.413	24.695	27.296	36.538	29.884	334.3
15	1'58.177	24.617	27.170	36.490	29.900	334.3
16	1'58.542	24.571	27.260	36.746	29.965	333.3
17	2'29.517 P	29.951	32.087	42.068	45.411	318.5
18	30'20.276	27.007	31.974	37.955	30.309	
19	1'59.007	24.689	27.373	36.722	30.223	330.2
20	1'58.595	24.628	27.248	36.719	30.000	332.3
21	1'58.618	24.581	27.387	36.626	30.024	332.3
22	2'30.524 P	31.534	32.292	42.225	44.473	308.5
23	28'42.485	27.754	28.663	37.685	30.354	
24	1'59.700	25.133	27.613	36.829	30.125	331.2
25	1'59.094	24.754	27.511	36.752	30.077	331.2
26	1'59.906	25.173	27.599	37.030	30.104	330.2
27	2'28.392 P	31.638	33.218	40.984	42.552	312.1

11th 20 Fabio QUARTARAR Monster Energy Yama FRA
Runs=7 Total laps=32 Full laps=18 Valid laps=18

1	6'22.427	24.551	28.742	38.030	30.575	
2	1'59.043	24.637	27.450	36.822	30.134	333.3

24	1'58.799	24.605	27.379	36.759	30.056	333.3
25	1'59.012	24.539	27.453	36.830	30.190	334.3
26	1'59.151	24.577	27.441	36.895	30.238	332.3
27	2'11.907 P	26.706	29.893	39.231	36.077	330.2
28	11'04.745	25.497	29.042	37.687	30.298	
29	1'59.347	24.837	27.445	36.742	30.323	329.2
30	1'58.999	24.660	27.441	36.762	30.136	328.2
31	1'59.126	24.582	27.436	36.885	30.223	332.3
32	2'11.958 P	30.456	28.268	37.987	35.247	329.2

12th 12 Maverick VIÑALES Aprilia Racing SPA
Runs=9 Total laps=34 Full laps=16 Valid laps=16

1	3'14.278	25.245	28.483	37.744	30.291	
2	1'58.783	24.803	27.286	36.674	30.020	329.2
3	1'58.435	24.587	27.222	36.561	30.065	332.3
4	2'08.548 P	25.928	28.530	37.395	36.695	332.3
5	11'29.119	24.185	27.888	37.400	30.336	
6	1'59.523	24.834	27.433	36.885	30.371	331.2
7	2'02.548	24.802	27.505	39.724	30.517	332.3
8	2'09.948 P	24.836	27.379	40.725	37.008	332.3
9	13'23.884	23.777	27.971	37.153	30.228	
10	1'59.534	25.047	27.504	36.835	30.148	332.3
11	2'06.514 P	24.771	27.417	39.203	35.123	333.3
12	9'45.284	24.026	27.707	36.626	29.838	
13	1'57.572	24.445	27.043	36.348	29.736	334.3
14	2'04.456 P	24.388	27.114	38.225	34.729	333.3
15	8'25.602	23.073	27.583	36.874	29.709	
16	1'57.528	24.336	27.084	36.215	29.893	333.3
17	2'11.706 P	27.285	30.059	38.280	36.082	327.2
18	39'21.375	24.788	27.707	36.916	30.111	
19	1'58.205	24.612	27.223	36.527	29.843	329.2
20	1'57.945	24.475	27.141	36.414	29.915	331.2
21	1'58.090	24.460	27.223	36.471	29.936	331.2
22	2'11.621 P	26.749	29.059	38.811	37.002	317.6
23	23'37.685	24.976	27.714	36.888	30.029	

Fastest Lap: Francesco BAGNAIA Ducati Lenovo Team ITA **1'56.682** 24.191 26.871 36.036 29.584

These data/results cannot be reproduced, stored and/or transmitted in whole or in part by any manner of electronic, mechanical, photocopying, recording, broadcasting or otherwise now known or herein after developed without the previous express consent by the copyright owner, except for reproduction in daily press and regular printed publications on sale to the public within 60 days of the event related to those data/results and always provided that copyright symbol appears together as follows below.
© DORNA, 2024

Day 3 Practice

MotoGP

Lap	Lap Time		T1	T2	T3	T4	Speed	Lap	Lap Time		T1	T2	T3	T4	Speed		
29	2'19.139	P	28.874	31.986	39.987	38.292	294.2	17	11'48.242		27.975	29.711	37.503	30.201			
30	18'53.465		24.898	29.318	37.869	30.548		18	1'58.355		24.718	27.279	36.548	29.810	331.2		
31	1'59.766		24.903	27.679	36.992	30.192	328.2	19	1'58.000	24.507	27.311	36.403	29.779	334.3			
32	1'59.879		24.854	27.650	37.109	30.266	326.2	20	2'12.337	P	27.703	31.627	38.260	34.747	310.3		
33	2'00.377		24.907	27.758	37.304	30.408	325.3	21	48'18.184		30.671	28.462	37.901	30.435			
34	2'26.275	P	27.923	31.615	43.154	43.583	295.8	22	1'59.745		24.999	27.605	37.060	30.081	330.2		
16th 5			Johann ZARCO				CASTROL Honda LC FRA										
			Runs=5		Total laps=28		Full laps=18		Valid laps=18								
1	2'13.996		24.947	28.861	38.046	30.662		26	17'24.592		26.712	29.090	38.594	30.729			
2	1'59.533		24.812	27.559	36.916	30.246	330.2	27	2'05.779		28.856	28.702	37.668	30.553	328.2		
3	1'59.046		24.725	27.395	36.666	30.260	329.2	28	1'59.941		24.944	27.586	37.145	30.266	331.2		
4	2'09.021	P	26.080	28.705	37.949	36.287	307.6	29	1'59.829		24.960	27.575	37.072	30.222	331.2		
5	7'57.712		25.545	28.948	38.406	30.860		30	2'14.329	P	28.762	31.877	37.773	35.917	299.1		
6	1'59.313		24.743	27.570	36.761	30.239	332.3	31	22'01.839		27.097	29.364	38.742	30.660			
7	1'59.310		24.645	27.544	36.688	30.433	332.3	32	1'59.993		25.046	27.705	37.150	30.092	326.2		
8	2'21.161	P	28.251	31.335	41.449	40.126	290.3	33	1'59.785		25.066	27.565	36.902	30.252	331.2		
9	21'20.652		25.009	29.609	39.845	30.251		34	1'59.478		24.802	27.628	36.825	30.223	331.2		
10	1'58.630		24.617	27.311	36.634	30.068	332.3	35	2'13.499	P	27.350	30.694	39.543	35.912	304.2		
11	2'16.569	P	24.559	27.246	45.338	39.426	330.2	18th 10			Luca MARINI				Repsol Honda Team ITA		
12	11'25.254		25.035	28.290	38.166	30.594				Runs=7		Total laps=27		Full laps=14		Valid laps=14	
13	1'57.942		24.504	27.118	36.334	29.986	336.4	1	2'08.551		25.301	29.595	38.725	31.085			
14	2'02.016		24.443	27.174	40.264	30.135	336.4	2	2'00.278		25.106	27.738	37.090	30.344	316.7		
15	1'58.435		24.526	27.247	36.551	30.111	332.3	3	1'59.109		24.663	27.457	36.896	30.093	333.3		
16	2'15.094	P	32.664	29.551	37.205	35.674	298.3	4	2'14.917	P	27.924	31.827	38.165	37.001	335.4		
17	46'32.169		25.858	28.357	37.849	30.407		5	13'41.140		30.508	29.275	38.475	30.518			
18	1'59.270		24.863	27.433	36.760	30.214	329.2	6	1'58.321		24.559	27.276	36.593	29.893	334.3		
19	1'59.170		24.721	27.504	36.757	30.188	330.2	7	2'09.505		28.145	28.801	40.403	32.156	334.3		
20	1'59.360		24.784	27.481	36.825	30.270	331.2	8	2'06.266	P	24.600	27.242	38.893	35.531	332.3		
21	2'01.618		24.823	29.538	36.920	30.337	331.2	9	6'38.497		25.683	28.407	38.535	30.312			
22	1'59.701		24.748	27.664	36.975	30.314	331.2	10	1'58.026		24.544	27.136	36.493	29.853	333.3		
23	2'00.364		24.792	28.148	37.082	30.342	331.2	11	1'58.125		24.494	27.216	36.556	29.859	333.3		
24	2'00.575		24.841	28.102	37.227	30.405	334.3	12	2'17.011	P	27.821	30.450	40.494	38.246	313.9		
25	2'00.391		24.946	27.836	37.175	30.434	330.2	13	18'41.308		25.493	28.330	37.489	30.159			
26	2'00.291		24.919	27.769	37.132	30.471	330.2	14	1'58.897		24.673	27.334	36.879	30.011	333.3		
27	2'00.054		24.860	27.740	37.001	30.453	332.3	15	1'58.936		24.617	27.394	36.891	30.034	334.3		
28	2'29.717	P	32.419	34.800	42.150	40.348	266.6	16	2'18.533	P	28.051	32.709	40.763	37.010	313.9		
17th 88			Miguel OLIVEIRA				Trackhouse Racing POR										
			Runs=8		Total laps=35		Full laps=19		Valid laps=19								
1	10'31.368		27.715	29.092	38.366	30.724		17	37'38.422		25.384	28.609	37.357	30.116			
2	2'01.707		25.148	27.513	38.614	30.432	328.2	18	2'00.087		24.775	27.932	37.311	30.069	332.3		
3	1'59.046		24.865	27.357	36.814	30.010	331.2	19	1'58.699		24.653	27.375	36.773	29.898	332.3		
4	2'11.617	P	28.097	28.863	37.925	36.732	335.4	20	2'11.889	P	26.778	29.954	39.559	35.598	328.2		
5	25'03.560		26.666	28.456	37.598	30.377		21	12'24.295		25.606	28.137	37.453	30.087			
6	1'59.231		24.959	27.304	36.850	30.118	332.3	22	1'58.147		24.577	27.148	36.608	29.814	331.2		
7	1'58.943		24.719	27.261	36.841	30.122	334.3	23	1'58.114		24.486	27.270	36.536	29.822	331.2		
8	2'09.180	P	26.247	29.317	38.168	35.448	330.2	24	2'18.125	P	28.726	33.662	40.118	35.619	331.2		
9	13'13.065		27.179	28.286	37.439	30.166		25	1:46'17.868		31.875	29.310	40.336	34.804			
10	2'01.757		24.701	29.275	37.627	30.154	331.2	26	1'59.290		24.836	27.328	36.866	30.260	331.2		
11	1'58.437		24.645	27.350	36.538	29.904	334.3	27	1'58.644		24.648	27.272	36.793	29.931	331.2		
12	2'11.137	P	28.088	29.404	38.436	35.209	332.3	unfinished			24.750	27.401			329.2		
13	23'58.207		27.220	29.645	38.348	30.814		19th 35			Cal CRUTCHLOW				Yamaha Factory Raci GBR		
14	1'58.824		24.824	27.445	36.638	29.917	332.3			Runs=10		Total laps=39		Full laps=21		Valid laps=21	
15	1'58.081		24.667	27.097	36.480	29.837	334.3	1	13'20.549		26.662	30.711	42.386	33.621			
16	2'07.908	P	25.831	28.994	38.001	35.082	327.2	2	2'06.500		27.521	29.003	38.725	31.251	264.0		
								3	2'03.909		26.497	28.511	37.934	30.967	328.2		

Fastest Lap: Francesco BAGNAIA Ducati Lenovo Team ITA **1'56.682** 24.191 26.871 36.036 29.584

These data/results cannot be reproduced, stored and/or transmitted in whole or in part by any manner of electronic, mechanical, photocopying, recording, broadcasting or otherwise now known or herein after developed without the previous express consent by the copyright owner, except for reproduction in daily press and regular printed publications on sale to the public within 60 days of the event related to those data/results and always provided that copyright symbol appears together as follows below.
© DORNA, 2024



Day 3 Practice

MotoGP

Lap	Lap Time	T1	T2	T3	T4	Speed	Lap	Lap Time	T1	T2	T3	T4	Speed
4	2'01.560	25.192	28.025	37.586	30.757	327.2	17	17'02.732	26.368	31.359	38.237	31.094	
5	2'12.311 P	29.945	28.703	39.022	34.641	329.2	18	1'59.001	24.791	27.394	36.681	30.135	330.2
6	6'50.509	24.752	28.514	38.291	30.870		19	1'58.743	24.696	27.335	36.655	30.057	332.3
7	2'03.068	25.133	28.067	38.953	30.915	331.2	20	2'08.312 P	25.064	28.308	37.779	37.161	329.2
8	2'07.616 P	26.242	28.684	38.151	34.539	331.2	21	1:05'46.804	26.052	28.664	38.489	32.483	
9	12'53.235	26.394	28.968	38.765	36.628		22	1'59.376	24.892	27.559	36.745	30.180	330.2
10	2'08.738 P	25.271	28.257	38.227	36.983	324.3	23	1'58.792	24.649	27.291	36.699	30.153	330.2
11	34'25.449	24.385	28.687	45.920	30.715		24	1'58.685	24.574	27.393	36.576	30.142	330.2
12	1'59.433	24.773	27.568	36.936	30.156	330.2	25	2'05.693 P	24.898	28.558	37.210	35.027	330.2
13	1'59.027	24.588	27.488	36.814	30.137	333.3	26	36'46.213	24.905	28.449	37.826	30.544	
14	2'06.242	28.138	29.063	38.549	30.492	328.2	27	1'59.286	24.845	27.467	36.853	30.121	330.2
15	2'04.392 P	24.711	27.445	36.871	35.365	331.2	28	1'58.924	24.696	27.438	36.674	30.116	330.2
16	9'55.182	25.314	30.514	39.892	30.181		29	2'00.594	24.617	27.413	38.062	30.502	331.2
17	1'58.732	24.676	27.446	36.629	29.981	332.3	30	1'59.129	24.623	27.428	36.721	30.357	330.2
18	1'58.673	24.516	27.419	36.770	29.968	332.3	31	2'10.652 P	26.618	30.222	38.531	35.281	328.2
19	2'16.142 P	30.207	31.819	38.876	35.240	329.2	32	21'59.124	27.819	29.471	37.780	30.454	
20	16'51.479	31.416	31.540	44.119	31.212		21st 37 Augusto FERNAND Red Bull GASGAS Te SPA						
21	1'59.994	24.903	27.698	37.111	30.282	332.3	Runs=8 Total laps=42 Full laps=26 Valid laps=26						
22	1'59.645	24.904	27.605	36.842	30.294	330.2	1	4'50.421	25.591	29.635	38.873	31.340	
23	2'00.393	25.087	27.709	37.161	30.436	323.3	2	2'01.908	25.378	27.999	37.611	30.920	325.3
24	2'14.669 P	29.354	28.908	40.224	36.183	326.2	3	2'01.223	25.240	28.007	37.277	30.699	332.3
25	32'03.173	28.988	28.695	40.263	30.730		4	2'00.536	25.046	27.796	37.073	30.621	330.2
26	2'00.345	24.908	27.839	37.284	30.314	331.2	5	2'02.993	25.025	27.903	38.985	31.080	332.3
27	2'00.103	24.843	27.756	37.155	30.349	333.3	6	2'05.539 P	25.072	27.918	37.079	35.470	331.2
28	2'00.529	24.899	27.819	37.351	30.460	325.3	7	11'52.431	28.602	28.888	40.455	33.035	
29	2'14.053	33.677	30.411	39.213	30.752	324.3	8	1'59.793	24.954	27.632	36.830	30.377	327.2
30	2'12.312 P	25.007	32.800	39.439	35.066	331.2	9	1'58.871	24.671	27.436	36.554	30.210	330.2
31	17'21.154	26.831	29.836	39.323	30.760		10	2'05.219 P	24.711	27.369	36.811	36.328	330.2
32	2'01.193	25.100	28.005	37.561	30.527	331.2	11	9'26.440	23.292	28.276	37.563	32.636	
33	2'00.590	25.004	27.869	37.264	30.453	331.2	12	1'59.629	24.795	27.465	36.889	30.480	330.2
34	2'07.554	25.114	32.760	38.807	30.873	327.2	13	1'58.895	24.694	27.430	36.565	30.206	331.2
35	2'11.513 P	25.133	28.422	42.068	35.890	331.2	14	1'58.767	24.675	27.454	36.582	30.056	332.3
36	20'22.408	25.986	30.642	41.186	30.206		15	2'13.361 P	28.457	30.023	39.420	35.461	327.2
37	1'58.681	24.589	27.445	36.700	29.947	330.2	16	11'03.375	26.559	28.916	37.920	34.867	
38	1'58.932	24.575	27.454	36.729	30.174	332.3	17	1'59.094	24.793	27.435	36.662	30.204	328.2
39	2'07.373 P	24.910	28.080	39.032	35.351	328.2	18	2'05.313	24.797	30.888	39.076	30.552	332.3
unfinished	25.587	28.658	37.527				19	1'59.007	24.715	27.503	36.738	30.051	333.3
20th 72 Marco BEZZECCHI	Pertamina Enduro VR ITA												
	Runs=8	Total laps=32	Full laps=17	Valid laps=17									
1	9'16.412	28.025	32.153	38.554	30.942		20	1'58.857	24.595	27.488	36.642	30.132	332.3
2	2'01.706	25.887	27.995	37.271	30.553	332.3	21	2'25.124 P	35.481	32.319	39.458	37.866	311.2
3	1'59.816	24.873	27.579	37.210	30.154	330.2	22	34'55.478	25.716	29.337	38.141	34.441	
4	2'07.536 P	25.463	27.684	39.402	34.987	332.3	23	1'59.760	25.039	27.594	36.797	30.330	325.3
5	6'39.067	27.770	29.653	38.197	30.735		24	1'59.073	24.734	27.463	36.779	30.097	332.3
6	1'59.853	24.905	27.646	37.025	30.277	327.2	25	1'58.787	24.616	27.435	36.631	30.105	331.2
7	2'00.040	24.831	27.569	37.110	30.530	333.3	26	1'58.740	24.650	27.456	36.591	30.043	331.2
8	2'06.245 P	25.019	28.473	37.322	35.431	325.3	27	2'17.659 P	26.339	34.167	41.301	35.852	330.2
9	21'19.209	24.875	28.661	37.611	30.605		28	57'19.590	31.137	30.158	37.397	30.488	
10	2'00.083	24.907	27.773	36.982	30.421	333.3	29	1'59.376	24.878	27.635	36.753	30.110	329.2
11	2'02.629	24.844	27.616	39.475	30.694	334.3	30	1'59.433	24.802	27.567	36.819	30.245	333.3
12	1'59.908	24.791	27.598	37.047	30.472	332.3	31	1'59.442	24.778	27.530	36.839	30.295	332.3
13	2'08.859 P	26.151	28.149	37.967	36.592	325.3	32	1'59.846	24.888	27.744	36.933	30.281	331.2
14	11'51.792	24.744	28.490	37.830	30.302		33	2'20.894 P	30.499	32.217	40.371	37.807	325.3
15	2'00.069	24.947	27.698	37.128	30.296	332.3	34	16'12.681	26.752	30.275	38.539	30.888	
16	2'08.780 P	24.937	27.596	39.701	36.546	337.5	35	2'01.954	25.206	28.733	37.563	30.452	325.3
							36	2'00.916	25.170	27.786	37.380	30.580	325.3
							37	2'09.082 P	25.035	27.775	37.341	38.931	324.3

Fastest Lap: Francesco BAGNAIA Ducati Lenovo Team ITA **1'56.682** 24.191 26.871 36.036 29.584

These data/results cannot be reproduced, stored and/or transmitted in whole or in part by any manner of electronic, mechanical, photocopying, recording, broadcasting or otherwise now known or herein after developed without the previous express consent by the copyright owner, except for reproduction in daily press and regular printed publications on sale to the public within 60 days of the event related to those data/results and always provided that copyright symbol appears together as follows below.
© DORNA, 2024



Day 3 Practice

MotoGP

Lap	Lap Time	T1	T2	T3	T4	Speed	Lap	Lap Time	T1	T2	T3	T4	Speed
38	24'07.681	26.470	28.982	38.122	30.946		8	2'01.772	25.142	27.910	37.754	30.966	329.2
39	2'01.222	25.145	27.971	37.369	30.737	325.3	9	2'24.947 P	27.926	32.027	41.360	43.634	314.8
40	2'00.315	25.018	27.822	37.076	30.399	324.3	10	27'49.198	29.095	29.589	40.105	31.248	
41	2'00.009	24.887	27.844	37.002	30.276	324.3	11	2'04.382	24.935	27.421	41.174	30.852	329.2
42	2'19.113 P	29.785	29.766	39.133	40.429	324.3	12	1'59.537	24.837	27.449	36.830	30.421	328.2

22nd 32 Lorenzo SAVADORI Trackhouse Racing ITA
 Runs=9 Total laps=38 Full laps=22 Valid laps=22

1	18'37.850	27.882	30.562	39.116	38.263		13	2'00.482	25.050	27.652	37.100	30.680	328.2
2	2'11.923	25.369	28.611	43.931	34.012	326.2	14	1'59.980	24.884	27.495	37.026	30.575	327.2
3	2'00.983	25.133	27.779	37.264	30.807	326.2	15	2'01.235	25.072	27.757	37.499	30.907	327.2
4	2'01.595	25.432	27.713	37.499	30.951	331.2	16	2'00.982	25.041	27.768	37.390	30.783	327.2
5	2'11.310 P	26.881	29.207	38.881	36.341	323.3	17	2'02.011	25.239	27.834	37.887	31.051	328.2
6	14'16.079	35.920	34.278	38.190	33.198		18	2'29.817 P	27.404	33.854	43.656	44.903	312.1
7	1'59.592	24.908	27.420	36.921	30.343	329.2	19	34'21.049	31.405	36.521	39.066	30.745	
8	1'59.144	24.651	27.306	36.819	30.368	332.3	20	2'02.897	26.524	28.403	37.462	30.508	328.2
9	2'13.463 P	27.695	29.362	38.972	37.434	331.2	21	1'58.865	24.788	27.311	36.551	30.215	327.2
10	13'44.538	28.164	28.532	38.968	31.993		22	2'00.068	24.775	27.371	37.059	30.863	327.2
11	2'24.549	39.387	30.548	43.896	30.718	336.4	23	2'00.633	24.871	27.531	37.188	31.043	327.2
12	1'58.814	24.651	27.205	36.730	30.228	334.3	24	2'00.185	24.900	27.541	37.226	30.518	328.2
13	2'18.203 P	26.928	35.156	38.978	37.141	332.3	25	2'00.715	25.191	27.558	37.127	30.839	324.3
14	41'14.328	26.500	29.446	49.703	34.646		26	2'01.274	25.827	27.705	37.125	30.617	320.4
15	2'01.194	25.154	27.711	37.746	30.583	329.2	27	2'22.885 P	29.290	30.848	40.659	42.088	299.1
16	2'08.851	30.105	28.779	38.685	31.282	331.2	28	23'36.439	29.760	31.167	39.730	31.485	
17	2'02.080	25.273	27.728	37.404	31.675	329.2	29	2'01.674	25.506	27.941	37.446	30.781	322.3
18	2'01.644	25.121	27.750	37.979	30.794	330.2	30	2'00.269	25.010	27.578	37.059	30.622	327.2
19	2'16.034 P	27.360	31.943	39.440	37.291	317.6	31	2'00.566	25.004	27.688	37.143	30.731	328.2
20	23'02.050	28.908	29.874	39.768	31.829		32	2'19.399 P	27.411	31.510	39.411	41.067	312.1
21	2'05.378	26.090	28.867	38.805	31.616	323.3	33	27'36.444	28.670	31.302	46.879	31.631	
22	2'03.455	25.757	28.223	38.156	31.319	329.2	34	2'02.435	25.591	28.101	37.674	31.069	326.2
23	2'04.232	25.640	28.504	38.508	31.580	325.3	35	2'01.823	25.394	28.047	37.517	30.865	327.2
24	2'18.143 P	27.012	29.919	43.004	38.208	321.4	36	2'01.787	25.350	28.041	37.541	30.855	326.2
25	16'54.695	27.489	29.752	39.176	31.243		37	2'02.434	25.317	28.184	37.991	30.942	326.2
26	2'01.136	25.052	27.788	37.557	30.739	327.2	38	2'02.383	25.493	28.271	37.742	30.877	325.3
27	2'06.757	28.893	28.304	38.591	30.969	330.2	39	2'02.880	25.311	28.416	38.084	31.069	327.2
28	2'00.945	25.144	27.726	37.417	30.658	329.2	40	2'02.531	25.371	28.454	37.749	30.957	325.3
29	2'16.046 P	28.108	30.934	39.595	37.409	325.3	41	2'25.718 P	28.270	32.272	41.883	43.293	322.3
30	23'41.230 P	27.903	31.137	41.727	38.791		42	10'51.513	28.923	30.830	39.623	31.774	
31	4'07.513	33.639	37.411	39.232	31.356		43	2'07.415	25.757	29.364	40.863	31.431	324.3
32	2'02.390	25.418	28.080	37.799	31.093	325.3		unfinished	30.205				270.6
33	2'02.029	25.174	27.981	37.817	31.057	326.2							
34	2'02.398	25.439	28.147	37.818	30.994	329.2							
35	2'02.394	25.366	28.089	37.885	31.054	326.2							
36	2'02.279	25.204	28.145	37.908	31.022	327.2							
37	2'17.675 P	28.042	30.096	41.309	38.228	313.0							
38	3'04.159 P	45.222	30.780	41.517	38.709								

23rd 51 Michele PIRRO Prima Pramac Racing ITA
 Runs=6 Total laps=43 Full laps=32 Valid laps=32

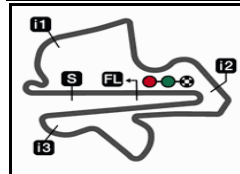
1	19'56.467	31.338	31.676	40.225	31.596	
2	2'02.221	25.826	28.038	37.668	30.689	326.2
3	2'01.323	25.290	27.722	37.517	30.794	329.2
4	2'00.454	24.991	27.620	37.237	30.606	329.2
5	2'00.376	25.029	27.602	37.122	30.623	330.2
6	2'00.384	24.951	27.636	37.152	30.645	329.2
7	2'02.120	25.013	27.615	38.522	30.970	328.2

Fastest Lap: Francesco BAGNAIA Ducati Lenovo Team ITA **1'56.682** 24.191 26.871 36.036 29.584

These data/results cannot be reproduced, stored and/or transmitted in whole or in part by any manner of electronic, mechanical, photocopying, recording, broadcasting or otherwise now known or herein after developed without the previous express consent by the copyright owner, except for reproduction in daily press and regular printed publications on sale to the public within 60 days of the event related to those data/results and always provided that copyright symbol appears together as follows below.
 © DORNA, 2024

Official MotoGP Timing by TISSOT
 www.motogp.com






5543 m.

Sepang MotoGP™ Official Test

Day 3 Practice

Combined Practice Times

7

		Rider	Nation	Team	MOTORCYCLE	FP1	FP2	FP3	Gap
1	1	F.BAGNAIA	ITA	Ducati Lenovo Team	DUCATI	1'58.813 45	1'57.469 14	1'56.682	8
2	89	J.MARTIN	SPA	Prima Pramac Racing	DUCATI	1'57.951 22	1'57.273 9	1'56.854	9 0.172 0.172
3	23	E.BASTIANINI	ITA	Ducati Lenovo Team	DUCATI	1'58.357 41	1'57.134 46	1'56.915	11 0.233 0.061
4	73	A.MARQUEZ	SPA	Gresini Racing MotoGP	DUCATI	1'58.542 44	1'57.672 10	1'56.938	13 0.256 0.023
5	41	A.ESPARGARO	SPA	Aprilia Racing	APRILIA	1'58.738 45	1'57.446 15	1'57.091	16 0.409 0.153
6	93	M.MARQUEZ	SPA	Gresini Racing MotoGP	DUCATI	1'58.621 45	1'58.118 27	1'57.270	13 0.588 0.179
7	33	B.BINDER	RSA	Red Bull KTM Factory Racing	KTM	1'58.724 52	1'57.327	11 1'57.462 10	0.645 0.057
8	49	F.DI GIANNANTO	ITA	Pertamina Enduro VR46 Racing Tea	DUCATI	1'58.325 27	1'57.619 9	1'57.343	18 0.661 0.016
9	31	P.ACOSTA	SPA	Red Bull GASGAS Tech3	KTM	1'58.220 33	1'57.726 16	1'57.365	12 0.683 0.022
10	36	J.MIR	SPA	Repsol Honda Team	HONDA	1'58.741 42	1'57.872 8	1'57.374	8 0.692 0.009
11	20	F.QUARTARARO	FRA	Monster Energy Yamaha MotoGP T	YAMAHA	1'58.228 36	1'57.888 7	1'57.525	12 0.843 0.151
12	12	M.VIÑALES	SPA	Aprilia Racing	APRILIA	1'58.470 59	1'58.456 17	1'57.528	16 0.846 0.003
13	30	T.NAKAGAMI	JPN	IDEMITSU Honda LCR	HONDA	1'59.212 26	1'58.372 21	1'57.765	15 1.083 0.237
14	43	J.MILLER	AUS	Red Bull KTM Factory Racing	KTM	1'59.048 21	1'58.300 13	1'57.851	8 1.169 0.086
15	72	M.BEZZECCHI	ITA	Pertamina Enduro VR46 Racing Tea	DUCATI	1'58.605 42	1'57.867	10 1'58.685 24	1.185 0.016
16	42	A.RINS	SPA	Monster Energy Yamaha MotoGP T	YAMAHA	1'58.716 18	1'58.110 49	1'57.879	13 1.197 0.012
17	5	J.ZARCO	FRA	CASTROL Honda LCR	HONDA	1'58.670 37	1'58.011 15	1'57.942	13 1.260 0.063
18	88	M.OLIVEIRA	POR	Trackhouse Racing	APRILIA	1'58.750 23	1'58.549 18	1'58.000	19 1.318 0.058
19	10	L.MARINI	ITA	Repsol Honda Team	HONDA	1'58.969 21	1'58.394 12	1'58.026	10 1.344 0.026
20	35	C.CRUTCHLOW	GBR	Yamaha Factory Racing	YAMAHA	1'59.137 52	1'58.990 11	1'58.673	18 1.991 0.647
21	37	A.FERNANDEZ	SPA	Red Bull GASGAS Tech3	KTM	1'59.543 63	1'58.915 8	1'58.740	26 2.058 0.067
22	32	L.SAVADORI	ITA	Trackhouse Racing	APRILIA		1'59.676 26	1'58.814	12 2.132 0.074
23	51	M.PIRRO	ITA	Prima Pramac Racing	DUCATI	2'00.402 15	1'59.702 17	1'58.865	21 2.183 0.051

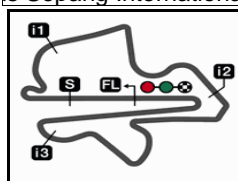
Pole Position Record:	2023	Francesco BAGNAIA	1'57.491	169.8 Km/h
Best Race Lap:	2023	Alex MARQUEZ	1'58.979	167.7 Km/h
All Time Lap Record:	2023	Francesco BAGNAIA	1'57.491	169.8 Km/h

The results are provisional until the end of the limit for protest and appeals.

Time limit for protest expires 60' after publication of the results - Time:

These data/results cannot be reproduced, stored and/or transmitted in whole or in part by any manner of electronic, mechanical, photocopying, recording, broadcasting or otherwise now known or herein after developed without the previous express consent by the copyright owner, except for reproduction in daily press and regular printed publications on sale to the public within 60 days of the event related to those data/results and always provided that copyright symbol appears together as follows below.

© DORNA, 2024



5543 m.

Sepang MotoGP™ Official Test

Day 3 Practice

Best Partial Times

MotoGP™

IT Ideal Lap Time, sum of the best partial times

BT Best Lap Time

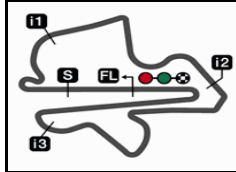
T1		T2		T3		T4				IT	BT	
Pos	Rider	Time	Rider	Time	Rider	Time	Rider	Time	Pos	Rider	IT	BT
1	J.MARTIN	24.156	A.MARQUEZ	26.813	J.MARTIN	36.013	P.ACOSTA	29.576	1	J.MARTIN	1'56.657	1'56.854 (2)
2	F.BAGNAIA	24.191	J.MARTIN	26.850	F.BAGNAIA	36.036	F.BAGNAIA	29.584	2	F.BAGNAIA	1'56.682	1'56.682 (1)
3	E.BASTIANINI	24.195	F.BAGNAIA	26.871	E.BASTIANINI	36.057	M.MARQUEZ	29.593	3	E.BASTIANINI	1'56.815	1'56.915 (3)
4	P.ACOSTA	24.234	E.BASTIANINI	26.905	A.ESPARGARO	36.059	J.MIR	29.610	4	A.MARQUEZ	1'56.827	1'56.938 (4)
5	F.QUARTARARO	24.275	M.MARQUEZ	27.003	A.MARQUEZ	36.065	J.MARTIN	29.638	5	A.ESPARGAR	1'57.018	1'57.091 (5)
6	A.MARQUEZ	24.287	F.DI GIANNANTO	27.025	P.ACOSTA	36.196	A.ESPARGARO	29.644	6	M.MARQUEZ	1'57.161	1'57.270 (6)
7	A.ESPARGARO	24.289	A.ESPARGARO	27.026	F.DI GIANNANTO	36.208	E.BASTIANINI	29.658	7	P.ACOSTA	1'57.171	1'57.365 (8)
8	M.VIÑALES	24.336	B.BINDER	27.039	M.MARQUEZ	36.211	F.DI GIANNANTO	29.660	8	M.VIÑALES	1'57.303	1'57.528 (12)
9	M.MARQUEZ	24.354	M.VIÑALES	27.043	M.VIÑALES	36.215	A.MARQUEZ	29.662	9	F.DI GIANNAN	1'57.316	1'57.343 (7)
10	B.BINDER	24.355	T.NAKAGAMI	27.058	J.MIR	36.263	B.BINDER	29.697	10	J.MIR	1'57.331	1'57.374 (9)
11	J.MIR	24.377	F.QUARTARARO	27.062	B.BINDER	36.290	M.VIÑALES	29.709	11	F.QUARTARAR	1'57.369	1'57.525 (11)
12	A.RINS	24.380	J.MIR	27.081	J.MILLER	36.291	T.NAKAGAMI	29.727	12	B.BINDER	1'57.381	1'57.462 (10)
13	F.DI GIANNANTO	24.423	M.OLIVEIRA	27.097	F.QUARTARARO	36.292	F.QUARTARARO	29.740	13	J.MILLER	1'57.618	1'57.851 (14)
14	J.MILLER	24.432	J.ZARCO	27.118	J.ZARCO	36.334	J.MILLER	29.750	14	T.NAKAGAMI	1'57.648	1'57.765 (13)
15	J.ZARCO	24.443	L.MARINI	27.136	T.NAKAGAMI	36.337	A.RINS	29.757	15	A.RINS	1'57.751	1'57.879 (15)
16	L.MARINI	24.486	J.MILLER	27.145	A.RINS	36.389	M.OLIVEIRA	29.779	16	M.OLIVEIRA	1'57.786	1'58.000 (17)
17	M.OLIVEIRA	24.507	P.ACOSTA	27.165	M.OLIVEIRA	36.403	L.MARINI	29.814	17	J.ZARCO	1'57.881	1'57.942 (16)
18	C.CRUTCHLOW	24.516	L.SAVADORI	27.205	L.MARINI	36.493	C.CRUTCHLOW	29.947	18	L.MARINI	1'57.929	1'58.026 (18)
19	T.NAKAGAMI	24.526	A.RINS	27.225	M.PIRRO	36.551	J.ZARCO	29.986	19	M.BEZZECCHI	1'58.498	1'58.685 (20)
20	M.BEZZECCHI	24.574	M.BEZZECCHI	27.291	A.FERNANDEZ	36.554	A.FERNANDEZ	30.043	20	C.CRUTCHLO	1'58.511	1'58.673 (19)
21	A.FERNANDEZ	24.595	M.PIRRO	27.311	M.BEZZECCHI	36.576	M.BEZZECCHI	30.057	21	A.FERNANDEZ	1'58.561	1'58.740 (21)
22	L.SAVADORI	24.651	A.FERNANDEZ	27.369	C.CRUTCHLOW	36.629	M.PIRRO	30.215	22	L.SAVADORI	1'58.814	1'58.814 (22)
23	M.PIRRO	24.775	C.CRUTCHLOW	27.419	L.SAVADORI	36.730	L.SAVADORI	30.228	23	M.PIRRO	1'58.852	1'58.865 (23)

These data/results cannot be reproduced, stored and/or transmitted in whole or in part by any manner of electronic, mechanical, photocopying, recording, broadcasting or otherwise now known or herein after developed without the previous express consent by the copyright owner, except for reproduction in daily press and regular printed publications on sale to the public within 60 days of the event related to those data/results and always provided that copyright symbol appears together as follows below.

© DORNA, 2024

Official MotoGP Timing by 
www.motogp.com





5543 m.

Sepang MotoGP™ Official Test

Day 3 Practice

Fastest Laps Sequence

<i>Practice Time</i>	 <i>Rider</i>	<i>Nation</i>	<i>Motorcycle</i>	<i>Time</i>	<i>Km/h</i>	<i>Rider's Lap</i>
4'08.190	42 Alex RINS	SPA	YAMAHA	1'59.885	166.4	2
4'13.529	5 Johann ZARCO	FRA	HONDA	1'59.533	166.9	2
4'42.025	1 Francesco BAGNAIA	ITA	DUCATI	1'59.432	167.0	2
5'13.061	12 Maverick VIÑALES	SPA	APRILIA	1'58.783	167.9	2
7'11.496	12 Maverick VIÑALES	SPA	APRILIA	1'58.435	168.4	3
9'51.841	36 Joan MIR	SPA	HONDA	1'58.423	168.5	4
19'37.499	31 Pedro ACOSTA	SPA	KTM	1'57.686	169.5	6
24'14.492	1 Francesco BAGNAIA	ITA	DUCATI	1'57.310	170.1	7
25'04.304	89 Jorge MARTIN	SPA	DUCATI	1'57.099	170.4	8
26'11.174	1 Francesco BAGNAIA	ITA	DUCATI	1'56.682	171.0	8

These data/results cannot be reproduced, stored and/or transmitted in whole or in part by any manner of electronic, mechanical, photocopying, recording, broadcasting or otherwise now known or herein after developed without the previous express consent by the copyright owner, except for reproduction in daily press and regular printed publications on sale to the public within 60 days of the event related to those data/results and always provided that copyright symbol appears together as follows below.

© DORNA, 2024

Official MotoGP Timing by TISSOT
www.motogp.com



Sepang, Thursday, February 08, 2024