

5380 m.

## Qatar MotoGP™ Official Test

### Day 1 Practice

### Classification

**3**

	Rider	Nation	Team	Motorcycle	Time	Lap Total	Gap	Top Speed
1	12 <b>Maverick VIÑALES</b>	SPA	Aprilia Racing	APRILIA	<b>1'53.472</b>	24 24		<b>345.0</b>
2	49 <b>Fabio DI GIANNANTONIO</b>	ITA	Pertamina Enduro VR46 Racing Te	DUCATI	<b>1'53.732</b>	15 16	0.260 0.260	<b>341.7</b>
3	93 <b>Marc MARQUEZ</b>	SPA	Gresini Racing MotoGP	DUCATI	<b>1'53.778</b>	25 26	0.306 0.046	<b>342.8</b>
4	23 <b>Enea BASTIANINI</b>	ITA	Ducati Lenovo Team	DUCATI	<b>1'54.029</b>	20 21	0.557 0.251	<b>340.6</b>
5	1 <b>Francesco BAGNAIA</b>	ITA	Ducati Lenovo Team	DUCATI	<b>1'54.036</b>	19 21	0.564 0.007	<b>339.6</b>
6	72 <b>Marco BEZZECCHI</b>	ITA	Pertamina Enduro VR46 Racing Te	DUCATI	<b>1'54.061</b>	22 23	0.589 0.025	<b>342.8</b>
7	43 <b>Jack MILLER</b>	AUS	Red Bull KTM Factory Racing	KTM	<b>1'54.093</b>	20 21	0.621 0.032	<b>340.6</b>
8	41 <b>Aleix ESPARGARO</b>	SPA	Aprilia Racing	APRILIA	<b>1'54.158</b>	20 21	0.686 0.065	<b>340.6</b>
9	89 <b>Jorge MARTIN</b>	SPA	Prima Pramac Racing	DUCATI	<b>1'54.283</b>	16 26	0.811 0.125	<b>341.7</b>
10	73 <b>Alex MARQUEZ</b>	SPA	Gresini Racing MotoGP	DUCATI	<b>1'54.300</b>	26 28	0.828 0.017	<b>341.7</b>
11	31 <b>Pedro ACOSTA</b>	SPA	Red Bull GASGAS Tech3	KTM	<b>1'54.409</b>	45 46	0.937 0.109	<b>343.9</b>
12	33 <b>Brad BINDER</b>	RSA	Red Bull KTM Factory Racing	KTM	<b>1'54.459</b>	22 25	0.987 0.050	<b>341.7</b>
13	20 <b>Fabio QUARTARARO</b>	FRA	Monster Energy Yamaha MotoGP	YAMAHA	<b>1'54.480</b>	30 31	1.008 0.021	<b>342.8</b>
14	30 <b>Takaaki NAKAGAMI</b>	JPN	IDEMITSU Honda LCR	HONDA	<b>1'54.626</b>	15 16	1.154 0.146	<b>339.6</b>
15	10 <b>Luca MARINI</b>	ITA	Repsol Honda Team	HONDA	<b>1'54.638</b>	27 28	1.166 0.012	<b>338.5</b>
16	88 <b>Miguel OLIVEIRA</b>	POR	Trackhouse Racing	APRILIA	<b>1'54.732</b>	25 27	1.260 0.094	<b>342.8</b>
17	42 <b>Alex RINS</b>	SPA	Monster Energy Yamaha MotoGP	YAMAHA	<b>1'54.924</b>	22 23	1.452 0.192	<b>341.7</b>
18	25 <b>Raul FERNANDEZ</b>	SPA	Trackhouse Racing	APRILIA	<b>1'54.945</b>	12 14	1.473 0.021	<b>338.5</b>
19	37 <b>Augusto FERNANDEZ</b>	SPA	Red Bull GASGAS Tech3	KTM	<b>1'55.031</b>	33 35	1.559 0.086	<b>337.5</b>
20	5 <b>Johann ZARCO</b>	FRA	CASTROL Honda LCR	HONDA	<b>1'55.147</b>	17 18	1.675 0.116	<b>343.9</b>
21	36 <b>Joan MIR</b>	SPA	Repsol Honda Team	HONDA	<b>1'55.152</b>	23 24	1.680 0.005	<b>338.5</b>
22	35 <b>Cal CRUTCHLOW</b>	GBR	Yamaha Factory Racing	YAMAHA	<b>1'55.899</b>	26 27	2.427 0.747	<b>338.5</b>
23	51 <b>Michele PIRRO</b>	ITA	Prima Pramac Racing	DUCATI	<b>1'56.496</b>	23 24	3.024 0.597	<b>334.3</b>

Practice condition: **Dry**Air: **20°**Humidity: **50%**Ground: **24°**

<b>Fastest Lap:</b>	Lap: 24	<b>Maverick VIÑALES</b>	<b>1'53.472</b>	170.6 Km/h
<b>Best Race Lap:</b>	2023	<b>Enea BASTIANINI</b>	<b>1'52.978</b>	171.4 Km/h
<b>All Time Lap Record:</b>	2023	<b>Luca MARINI</b>	<b>1'51.762</b>	173.2 Km/h

The results are provisional until the end of the limit for protest and appeals.

Time limit for protest expires 60' after publication of the results - ..... Time: .....

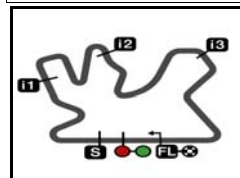
These data/results cannot be reproduced, stored and/or transmitted in whole or in part by any manner of electronic, mechanical, photocopying, recording, broadcasting or otherwise now known or herein after developed without the previous express consent by the copyright owner, except for reproduction in daily press and regular printed publications on sale to the public within 60 days of the event related to those data/results and always provided that copyright symbol appears together as follows below.

© DORNA, 2024

Official MotoGP Timing by **TISSOT**  
www.motogp.com



Doha, Monday, February 19, 2024



5380 m.

## Qatar MotoGP™ Official Test

### Day 1 Practice

### Top Speed & Average

4



Rider	Nation	Motorcycle	Top 5 speeds					Average	Top
12 <b>Maverick VIÑALES</b>	<b>SPA</b>	APRILIA	345.0	337.5	337.5	336.4	336.4	338.2	<b>345.0</b>
5 <b>Johann ZARCO</b>	<b>FRA</b>	HONDA	343.9	337.5	336.4	336.4	336.4	337.6	<b>343.9</b>
31 <b>Pedro ACOSTA</b>	<b>SPA</b>	KTM	343.9	342.8	341.7	341.7	341.7	342.2	<b>343.9</b>
20 <b>Fabio QUARTARARO</b>	<b>FRA</b>	YAMAHA	342.8	341.7	341.7	340.6	340.6	341.5	<b>342.8</b>
72 <b>Marco BEZZECCHI</b>	<b>ITA</b>	DUCATI	342.8	342.8	342.8	341.7	341.7	342.3	<b>342.8</b>
88 <b>Miguel OLIVEIRA</b>	<b>POR</b>	APRILIA	342.8	341.7	339.6	339.6	339.6	340.5	<b>342.8</b>
93 <b>Marc MARQUEZ</b>	<b>SPA</b>	DUCATI	342.8	339.6	339.6	338.5	338.5	339.6	<b>342.8</b>
33 <b>Brad BINDER</b>	<b>RSA</b>	KTM	341.7	341.7	341.7	341.7	340.6	341.5	<b>341.7</b>
42 <b>Alex RINS</b>	<b>SPA</b>	YAMAHA	341.7	339.6	339.6	338.5	338.5	339.3	<b>341.7</b>
49 <b>Fabio DI GIANNANTONIO</b>	<b>ITA</b>	DUCATI	341.7	341.7	340.6	340.6	339.6	340.8	<b>341.7</b>
73 <b>Alex MARQUEZ</b>	<b>SPA</b>	DUCATI	341.7	338.5	338.5	337.5	337.5	338.3	<b>341.7</b>
89 <b>Jorge MARTIN</b>	<b>SPA</b>	DUCATI	341.7	341.7	341.7	341.7	341.7	341.7	<b>341.7</b>
23 <b>Enea BASTIANINI</b>	<b>ITA</b>	DUCATI	340.6	339.6	338.5	338.5	338.5	339.0	<b>340.6</b>
41 <b>Aleix ESPARGARO</b>	<b>SPA</b>	APRILIA	340.6	338.5	338.5	338.5	338.5	338.9	<b>340.6</b>
43 <b>Jack MILLER</b>	<b>AUS</b>	KTM	340.6	336.4	336.4	336.4	336.4	337.0	<b>340.6</b>
1 <b>Francesco BAGNAIA</b>	<b>ITA</b>	DUCATI	339.6	338.5	337.5	337.5	337.5	338.1	<b>339.6</b>
30 <b>Takaaki NAKAGAMI</b>	<b>JPN</b>	HONDA	339.6	336.4	336.4	335.4	335.4	336.3	<b>339.6</b>
10 <b>Luca MARINI</b>	<b>ITA</b>	HONDA	338.5	337.5	337.5	336.4	336.4	336.9	<b>338.5</b>
25 <b>Raul FERNANDEZ</b>	<b>SPA</b>	APRILIA	338.5	336.4	336.4	336.4	336.4	336.8	<b>338.5</b>
35 <b>Cal CRUTCHLOW</b>	<b>GBR</b>	YAMAHA	338.5	337.5	337.5	337.5	336.4	337.3	<b>338.5</b>
36 <b>Joan MIR</b>	<b>SPA</b>	HONDA	338.5	338.5	338.5	337.5	337.5	338.1	<b>338.5</b>
37 <b>Augusto FERNANDEZ</b>	<b>SPA</b>	KTM	337.5	337.5	336.4	336.4	336.4	336.8	<b>337.5</b>
51 <b>Michele PIRRO</b>	<b>ITA</b>	DUCATI	334.3	333.3	332.3	332.3	332.3	332.9	<b>334.3</b>

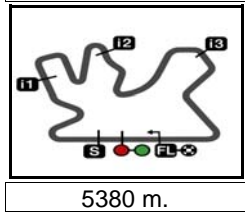
These data/results cannot be reproduced, stored and/or transmitted in whole or in part by any manner of electronic, mechanical, photocopying, recording, broadcasting or otherwise now known or herein after developed without the previous express consent by the copyright owner, except for reproduction in daily press and regular printed publications on sale to the public within 60 days of the event related to those data/results and always provided that copyright symbol appears together as follows below.

© DORNA, 2024

Official MotoGP Timing by TISSOT  
www.motogp.com



Doha, Monday, February 19, 2024



**Qatar MotoGP™ Official Test**  
**Day 1 Practice**  
**Chronological Analysis of Performances**

**5**

\* Lap / Sector time cancelled      **T1** Time from finish line to 1st intermediate      **T3** Time from 2nd intermed. to 3rd intermed.  
**P** Crossing the finish line in pit lane      **T2** Time from 1st intermed. to 2nd intermed.      **T4** Time from 3rd intermediate to finish line

Lap	Lap Time	T1	T2	T3	T4	Speed	Lap	Lap Time	T1	T2	T3	T4	Speed	
<b>1st</b>	<b>12</b>	<b>Maverick VIÑALES</b> Aprilia Racing SPA						11	2'01.276	31.659	32.831	28.328	28.458	
		Runs=11 Total laps=24 Full laps=13 Valid laps=18						12	<b>1'57.524</b>	30.245	31.214	27.784	28.281	341.7
1	1:51'52.378	31.914	32.527	28.472	28.904		13	<b>1'54.775</b>	28.345	30.746	27.613	28.071	340.6	
2	<b>1'59.159</b>	29.091	33.651	27.890	28.527	331.2	14	<b>1'54.205</b>	28.147	30.667	27.413	27.978	341.7	
3	<b>1'54.883</b>	28.527	30.743	27.379	28.234	332.3	15	<b>1'53.732</b>	27.956	30.575	27.311	27.890	340.6	
4	<b>1'59.426</b>	28.497	33.740	28.182	29.007	333.3	16	2'05.231 P	30.459	32.563	28.782	33.427	339.6	
5	2'01.128 P	28.302	31.046	27.670	34.110	334.3	<b>3rd</b> <b>93</b> <b>Marc MARQUEZ</b> Gresini Racing MotoGP SPA							
<b>unfinished</b>														
6	2'00.752	30.476	32.499	28.910	28.867									
7	<b>1'57.129</b>	29.009	31.295	28.063	28.762	331.2								
8	<b>1'56.756</b>	28.621	31.253	28.148	28.734	333.3								
9	2'09.640 P	32.586	33.577	29.572	33.905	334.3								
<b>unfinished</b>														
10	1'57.447	29.357	31.803	27.929	28.358									
11	<b>1'54.067</b>	28.084	30.456	27.330	28.197	337.5								
12	<b>1'58.579</b>	28.191	33.799	27.958	28.631	335.4								
13	<b>1'54.857</b>	28.213	30.687	27.613	28.344	334.3								
14	2'01.459 P	29.993	30.824	28.522	32.120	334.3								
<b>unfinished</b>														
15	2'13.422	44.675	32.288	28.126	28.333									
16	<b>1'54.337</b>	28.130	30.654	27.445	28.108	336.4								
17	<b>1'53.685</b>	27.995	30.600	27.088	28.002	337.5								
18	2'04.647 P	28.165	35.664	28.475	32.343	345.0								
<b>unfinished</b>														
19	2'08.255	40.109	31.544	27.981	28.621									
20	<b>1'54.530</b>	28.252	30.616	27.265	28.397	336.4								
21	<b>1'53.652</b>	28.032	30.377	27.186	28.057	336.4								
22	1'59.698 P	29.218	31.562	27.928	30.990	335.4								
<b>unfinished</b>														
23	1'56.000	28.934	31.285	27.617	28.164									
24	<b>1'53.472</b>	28.047	30.459	27.032	27.934	335.4								
<b>2nd</b> <b>49</b> <b>Fabio DI GIANNANT</b> Pertamina Enduro VR ITA														
		Runs=6 Total laps=16 Full laps=10 Valid laps=12												
1	1:42'14.986	32.347	35.649	30.812	29.723									
2	<b>1'58.803</b>	29.649	31.845	28.435	28.874	334.3								
3	<b>1'57.105</b>	28.935	31.393	28.055	28.722	337.5								
4	<b>1'56.515</b>	28.648	31.462	27.878	28.527	337.5								
5	2'11.384 P	32.009	33.652	28.992	36.731	338.5								
<b>unfinished</b>														
6	2'02.804	31.832	32.705	28.770	29.497									
7	<b>1'57.716</b>	29.274	31.385	28.177	28.880	337.5								
8	<b>1'56.442</b>	28.698	31.101	28.067	28.576	334.3								
9	<b>1'56.330</b>	28.687	31.255	27.859	28.529	336.4								
10	2'10.212 P	32.085	34.070	29.845	34.212	335.4								
<b>unfinished</b>														
<b>4th</b> <b>23</b> <b>Enea BASTIANINI</b> Ducati Lenovo Team ITA														
		Runs=8 Total laps=21 Full laps=13 Valid laps=16												
1	1:44'25.898	31.499	34.574	30.130	30.021									
2	<b>2'00.036</b>	30.420	32.236	28.596	28.784	332.3								
3	<b>1'58.241</b>	29.513	31.724	28.247	28.757	334.3								
4	<b>1'57.754</b>	28.978	31.936	28.035	28.805	336.4								

**Fastest Lap:** Maverick VIÑALES Aprilia Racing SPA **1'53.472** 28.047 30.459 27.032 27.934

These data/results cannot be reproduced, stored and/or transmitted in whole or in part by any manner of electronic, mechanical, photocopying, recording, broadcasting or otherwise now known or herein after developed without the previous express consent by the copyright owner, except for reproduction in daily press and regular printed publications on sale to the public within 60 days of the event related to those data/results and always provided that copyright symbol appears together as follows below.  
© DORNA, 2024



# Day 1 Practice

# MotoGP

Lap	Lap Time	T1	T2	T3	T4	Speed	Lap	Lap Time	T1	T2	T3	T4	Speed
5	<b>1'57.275</b>	28.930	31.331	27.969	29.045	336.4	6	<b>1'58.029</b>	28.999	31.943	28.284	28.803	339.6
6	2'05.419 P	30.443	32.757	29.061	33.158	334.3	7	2'03.378 P	29.022	31.596	28.601	34.159	333.3
<b>unfinished</b>						<b>unfinished</b>							
7	2'01.593	30.530	32.658	28.987	29.418		8	2'03.318	30.462	34.890	28.865	29.101	
8	<b>2'01.155</b>	29.253	31.909	28.282	31.711	338.5	9	<b>1'58.260</b>	28.967	31.370	29.014	28.909	333.3
9	<b>1'57.655</b>	29.152	31.587	28.134	28.782	335.4	10	<b>1'57.440</b>	28.603	31.679	28.648	28.510	335.4
10	2'03.253 P	28.921	31.636	29.145	33.551	337.5	11	6'53.759 P	28.218	31.270	39.391	5'14.880	334.3
<b>unfinished</b>						<b>unfinished</b>							
11	2'01.499	31.324	32.477	29.073	28.625		12	2'04.932	33.258	34.065	28.711	28.898	
12	<b>1'55.531</b>	28.665	30.893	27.708	28.265	337.5	13	<b>1'56.451</b>	28.788	31.178	27.968	28.517	340.6
13	<b>1'54.580</b>	28.393	30.577	27.519	28.091	338.5	14	<b>1'55.613</b>	28.272	30.939	27.783	28.619	340.6
14	<b>1'57.809</b>	28.278	30.543	30.494	28.494	338.5	15	<b>1'57.281</b>	29.339	31.875	27.715	28.352	341.7
15	<b>1'54.266</b>	28.330	30.568	27.352	28.016	337.5	16	<b>1'56.387</b>	28.356	31.851	27.809	28.371	340.6
16	2'03.474 P	29.918	32.155	28.704	32.697	337.5	17	2'33.040 P	56.989	34.241	29.039	32.771	338.5
<b>unfinished</b>						<b>unfinished</b>							
17	2'01.927	29.603	32.218	28.025	32.081		18	2'10.172	31.024	33.603	36.317	29.228	
18	<b>1'55.130</b>	28.762	30.790	27.413	28.165	336.4	19	<b>1'57.057</b>	28.593	31.298	28.743	28.423	341.7
19	<b>1'54.285</b>	28.171	30.569	27.333	28.212	339.6	20	<b>1'54.429</b>	28.070	30.714	27.471	28.174	342.8
20	<b>1'54.029</b>	28.102	30.549	27.295	28.083	338.5	21	<b>1'54.440</b>	28.238	30.540	27.504	28.158	342.8
21	2'02.217 P	30.738	31.354	28.335	31.790	340.6	22	<b>1'54.061</b>	28.032	30.515	27.387	28.127	342.8
<b>unfinished</b>						<b>unfinished</b>							
23	2'03.161 P	30.155	32.113	28.977	31.916	341.7							

5th		1	Francesco BAGNAI	Ducati Lenovo Team	ITA	
		Runs=10	Total laps=21	Full laps=11	Valid laps=15	
1	1:32'47.845	34.025	36.792	32.145	31.398	
2	<b>2'04.656</b>	31.305	33.445	30.033	29.873	331.2
3	<b>2'08.962</b>	30.578	37.126	31.065	30.193	334.3
4	<b>2'01.082</b>	29.891	32.225	29.532	29.434	334.3
5	2'12.872 P	32.073	35.130	31.575	34.094	334.3
<b>unfinished</b>						
6	2'09.234	33.005	36.408	29.924	29.897	
7	<b>2'03.628</b>	32.662	32.560	28.929	29.477	333.3
8	2'05.516 P	30.133	32.205	30.690	32.488	334.3
<b>unfinished</b>						
9	2'03.875	30.861	33.171	29.505	30.338	
10	<b>2'02.752</b>	29.499	35.235	28.873	29.145	334.3
11	2'05.652 P	29.399	31.862	30.874	33.517	334.3
<b>unfinished</b>						
12	2'01.190	31.201	32.628	28.539	28.822	
13	<b>1'56.538</b>	28.752	31.269	28.089	28.428	335.4
14	<b>1'55.297</b>	28.443	30.810	27.617	28.427	336.4
15	<b>1'54.561</b>	28.189	30.663	27.535	28.174	336.4
16	2'04.878 P	30.245	33.339	29.767	31.527	337.5
<b>unfinished</b>						
17	1'59.435	29.748	32.404	28.631	28.652	
18	<b>1'55.704</b>	28.415	31.023	27.835	28.431	339.6
19	<b>1'54.036</b>	28.031	30.623	27.332	28.050	337.5
20	<b>1'54.067</b>	28.013	30.607	27.409	28.038	338.5
21	2'05.823 P	31.478	33.065	29.511	31.769	337.5

6th		72	Marco BEZZECCHI	Pertamina Enduro VR	ITA	
		Runs=8	Total laps=23	Full laps=15	Valid laps=18	
1	1:34'15.897	33.540	35.264	30.547	30.693	
2	<b>2'01.247</b>	30.707	32.197	29.147	29.196	332.3
3	<b>1'57.809</b>	29.039	31.512	28.456	28.802	336.4
4	<b>2'01.671</b>	28.731	35.630	28.521	28.789	337.5
5	<b>1'59.228</b>	28.650	31.190	28.092	31.296	336.4

7th		43	Jack MILLER	Red Bull KTM Factory	AUS	
		Runs=7	Total laps=21	Full laps=14	Valid laps=17	
1	1:33'39.861	33.634	34.915	30.411	32.503	
2	<b>1'59.886</b>	29.977	31.821	28.848	29.240	336.4
3	<b>1'58.225</b>	28.911	31.904	28.317	29.093	335.4
4	<b>1'57.204</b>	28.837	31.423	28.122	28.822	334.3
5	2'07.920 P	31.902	34.427	29.291	32.300	336.4
<b>unfinished</b>						
6	2'04.796	32.176	32.040	29.864	30.716	
7	<b>1'56.604</b>	28.825	31.121	28.019	28.639	332.3
8	<b>1'56.044</b>	28.452	31.004	28.050	28.538	334.3
9	2'05.420 P	32.036	32.953	28.539	31.892	334.3
<b>unfinished</b>						
10	2'02.489	30.634	32.425	29.656	29.774	
11	<b>1'58.545</b>	29.465	31.508	28.462	29.110	334.3
12	<b>1'56.699</b>	28.580	31.172	28.107	28.840	333.3
13	<b>1'56.391</b>	28.598	31.064	28.096	28.633	333.3
14	<b>1'56.127</b>	28.454	31.077	27.972	28.624	334.3
15	2'06.438 P	31.212	34.513	29.014	31.699	340.6
<b>unfinished</b>						
16	1'59.922	30.266	32.342	28.538	28.776	
17	<b>2'00.914</b>	32.864	31.570	27.955	28.525	336.4
18	<b>1'54.974</b>	28.332	30.646	27.743	28.253	336.4
19	<b>2'03.631</b>	32.137	34.979	28.239	28.276	335.4
20	<b>1'54.093</b>	28.024	30.454	27.452	28.163	336.4
21	<b>1'54.589</b>	28.184	30.691	27.559	28.155	336.4
<b>unfinished</b>						
22	29.717	33.383	29.339		335.4	

8th		41	Aleix ESPARGARO	Aprilia Racing	SPA	
		Runs=11	Total laps=21	Full laps=11	Valid laps=16	
1	1:46'58.692	31.911	33.899	29.998	29.704	
2	<b>1'59.204</b>	30.055	31.828	28.480	28.841	317.6
3	<b>1'57.288</b>	28.844	31.519	28.138	28.787	335.4
4	<b>1'57.300</b>	28.519	31.278	28.568	28.935	334.3

<b>Fastest Lap:</b>	Maverick VIÑALES	Aprilia Racing	SPA	<b>1'53.472</b>	28.047	30.459	27.032	27.934
---------------------	------------------	----------------	-----	-----------------	--------	--------	--------	--------

These data/results cannot be reproduced, stored and/or transmitted in whole or in part by any manner of electronic, mechanical, photocopying, recording, broadcasting or otherwise now known or herein after developed without the previous express consent by the copyright owner, except for reproduction in daily press and regular printed publications on sale to the public within 60 days of the event related to those data/results and always provided that copyright symbol appears together as follows below.  
 © DORNA, 2024





# Day 1 Practice

MotoGP

Lap	Lap Time		T1	T2	T3	T4	Speed	Lap	Lap Time		T1	T2	T3	T4	Speed
5	2'07.122	P	31.205	32.999	29.676	33.242	313.0								
<b>unfinished</b>															
6	2'00.654		29.500	32.036	29.844	29.274									
7	<b>1'57.780</b>		29.276	31.401	28.295	28.808	334.3								
8	2'09.745	P	30.865	33.499	32.251	33.130	334.3								
<b>unfinished</b>															
9	2'00.853		29.623	32.948	29.084	29.198									
10	<b>1'57.776</b>		28.791	31.397	28.418	29.170	336.4								
11	2'11.643	P	33.028	34.494	30.526	33.595	304.2								
<b>unfinished</b>															
12	2'00.553		29.479	32.208	29.795	29.071									
13	<b>1'55.782</b>		28.423	30.910	27.784	28.665	338.5								
14	<b>1'55.088</b>		28.182	30.815	27.826	28.265	338.5								
15	<b>1'54.941</b>		28.073	31.019	27.504	28.345	340.6								
16	<b>1'54.924</b>		28.087	30.739	27.507	28.591	336.4								
17	2'22.292	P	32.488	43.829	33.809	32.166	336.4								
<b>unfinished</b>															
18	1'56.915		28.698	31.286	28.401	28.530									
19	<b>1'54.290</b>		28.070	30.690	27.356	28.174	338.5								
20	<b>1'54.158</b>		28.027	30.591	27.470	28.070	338.5								
21	2'00.104	P	28.099	32.095	28.857	31.053	338.5								
<b>unfinished</b>															
unfinished			28.942	32.101	28.233										
<b>9th</b>	<b>89</b>	<b>Jorge MARTIN</b>				Prima Pramac Racing SPA									
		Runs=10	Total laps=26		Full laps=16		Valid laps=20								
1	1:45'40.784		33.276	33.833	28.840	28.950									
2	<b>1'56.353</b>		29.075	30.970	27.683	28.625	337.5								
3	<b>1'55.141</b>		28.327	30.893	27.708	28.213	340.6								
4	2'02.487	P	30.212	32.928	28.881	30.466	337.5								
<b>unfinished</b>															
5	1'57.656		29.451	31.452	28.090	28.663									
6	<b>1'58.072</b>		28.543	31.258	28.865	29.406	336.4								
7	2'01.367	P	29.692	31.948	28.640	31.087	333.3								
<b>unfinished</b>															
8	2'01.426		30.593	32.943	28.719	29.171									
9	<b>1'56.594</b>		28.740	31.317	28.052	28.485	337.5								
10	<b>1'55.573</b>		28.408	30.926	27.775	28.464	337.5								
11	<b>1'56.318</b>		28.638	30.934	28.421	28.325	338.5								
12	<b>1'54.617</b>		28.154	30.595	27.601	28.267	339.6								
13	2'01.448	P	29.189	31.805	28.475	31.979	339.6								
<b>unfinished</b>															
14	1'59.314		30.933	31.640	28.056	28.685									
15	<b>1'57.191</b>		28.294	30.616	29.275	29.006	339.6								
16	<b>1'54.283</b>		28.083	30.563	27.410	28.227	339.6								
17	<b>1'56.712</b>		28.348	32.520	27.607	28.237	341.7								
18	<b>1'54.582</b>		28.161	30.812	27.546	28.063	339.6								
19	1'59.316	P	28.049	30.706	27.527	33.034	339.6								
<b>unfinished</b>															
20	2'01.109		30.251	31.386	28.095	31.377									
21	<b>1'55.176</b>		28.293	30.833	27.599	28.451	340.6								
22	<b>1'56.736</b>		28.520	32.255	27.679	28.282	341.7								
23	<b>1'58.231</b>		28.055	34.310	27.643	28.223	341.7								
24	<b>1'54.730</b>		28.097	30.787	27.502	28.344	340.6								
25	<b>1'54.459</b>		28.021	30.676	27.571	28.191	341.7								
26	2'02.321	P	30.468	32.772	28.275	30.806	341.7								
<b>10th</b>	<b>73</b>	<b>Alex MARQUEZ</b>				Gresini Racing MotoGP SPA									
		Runs=10	Total laps=28		Full laps=18		Valid laps=22								
1	1:41'25.173		32.316	35.126	30.301	30.703									
2	<b>2'01.892</b>		30.798	32.683	29.095	29.316	325.3								
3	<b>1'59.138</b>		29.422	32.132	28.552	29.032	334.3								
4	<b>1'57.530</b>		28.989	31.513	28.195	28.833	333.3								
5	2'01.258	P	29.003	31.645	28.193	32.417	334.3								
<b>unfinished</b>															
6	2'03.727		30.397	33.764	29.652	29.914									
7	<b>2'01.486</b>		29.127	34.675	28.459	29.225	333.3								
8	<b>1'57.272</b>		28.860	31.428	28.047	28.937	333.3								
9	2'02.044	P	28.574	31.280	27.939	34.251	333.3								
<b>unfinished</b>															
10	2'02.253		30.779	33.171	29.076	29.227									
11	<b>1'56.378</b>		28.851	31.274	27.785	28.468	333.3								
12	<b>1'56.913</b>		28.863	31.337	28.013	28.700	334.3								
13	<b>1'55.289</b>		28.378	30.992	27.532	28.387	335.4								
14	<b>1'55.155</b>		28.275	31.001	27.522	28.357	335.4								
15	<b>1'54.592</b>		28.203	30.698	27.502	28.189	335.4								
16	2'05.503	P	30.552	32.661	29.085	33.205	335.4								
<b>unfinished</b>															
17	2'02.947		30.141	33.237	30.635	28.934									
18	<b>1'55.934</b>		28.575	31.091	27.822	28.446	338.5								
19	<b>1'55.321</b>		28.222	30.793	27.645	28.661	341.7								
20	<b>1'54.734</b>		28.376	30.719	27.489	28.150	337.5								
21	<b>1'54.701</b>		28.179	30.795	27.504	28.223	337.5								
22	2'03.385	P	30.467	32.047	29.030	31.841	336.4								
<b>unfinished</b>															
23	2'03.471		30.919	32.884	28.883	30.785									
24	<b>1'55.435</b>		28.486	30.994	27.674	28.281	336.4								
25	<b>1'54.567</b>		28.239	30.672	27.501	28.155	337.5								
26	<b>1'54.300</b>		28.033	30.643	27.475	28.149	338.5								
27	<b>1'54.412</b>		28.191	30.725	27.437	28.059	337.5								
28	2'07.346	P	31.896	32.259	28.638	34.553	337.5								
<b>11th</b>	<b>31</b>	<b>Pedro ACOSTA</b>				Red Bull GASGAS Te SPA									
		Runs=14	Total laps=46		Full laps=33		Valid laps=39								
1	34'58.148		31.519	33.895	29.838	30.387									
2	<b>2'01.280</b>		30.244	32.128	29.565	29.343	329.2								
3	<b>1'58.775</b>		29.154	31.624	28.684	29.313	336.4								
4	<b>1'58.141</b>		28.931	31.490	28.572	29.148	336.4								
5	<b>2'03.112</b>		30.737	33.690	29.295	29.390	334.3								
6	2'05.244	P	28.969	32.867	29.875	33.533	336.4								
<b>unfinished</b>															
7	2'04.668	P	30.962	32.690	28.777	32.239									
<b>unfinished</b>															
8	2'03.407		31.091	33.555	28.932	29.829									
9	<b>1'58.142</b>		29.171	31.688	28.284	28.999	337.5								
10	<b>1'57.817</b>		28.773	31.492	28.229	29.323	338.5								
11	<b>1'57.492</b>		28.930	31.375	28.217	28.970	337.5								
12	<b>2'01.807</b>		28.638	31.875	31.698	29.596	337.5								
13	2'05.189	P	28.668	31.525	31.852	33.144	338.5								
<b>unfinished</b>															
14	2'04.507														

# Day 1 Practice

# MotoGP

Lap	Lap Time	T1	T2	T3	T4	Speed	Lap	Lap Time	T1	T2	T3	T4	Speed
16	<b>1'57.236</b>	28.651	31.410	28.128	29.047	336.4	<b>unfinished</b>						
17	<b>2'00.886</b>	30.610	31.727	28.175	30.374	335.4	18	2'04.741	32.971	32.821	29.749	29.200	
18	<b>1'59.963</b>	28.663	31.371	28.062	31.867	335.4	19	<b>2'06.649</b>	28.949	31.112	35.653	30.935	<b>341.7</b>
19	<b>1'56.904</b>	28.692	31.308	28.066	28.838	333.3	20	<b>1'55.110</b>	28.611	30.632	27.552	28.315	339.6
20	<b>2'03.499</b>	30.395	33.366	30.195	29.543	335.4	21	<b>1'54.507</b>	28.195	30.448	27.570	28.294	341.7
21	2'02.624 P	29.786	32.454	28.501	31.883	335.4	22	<b>1'54.459</b>	28.160	30.462	<b>27.487</b>	28.350	335.4
<b>unfinished</b>							23	2'08.965 P	31.769	32.469	31.015	33.712	340.6
22	1'59.373	30.116	32.052	28.626	28.579		<b>unfinished</b>						
23	<b>1'54.914</b>	28.312	30.746	27.661	28.195	336.4	24	2'01.253	31.333	32.403	28.698	28.819	
24	<b>1'55.446</b>	28.187	30.877	27.558	28.824	337.5	25	<b>1'54.943</b>	28.296	30.836	27.666	<b>28.145</b>	341.7
25	<b>1'59.603</b>	31.051	32.117	27.955	28.480	334.3	<b>unfinished</b>		<b>28.005</b>	<b>30.306</b>			341.7
26	<b>1'55.115</b>	28.201	31.180	27.602	28.132	338.5	<b>13th 20 Fabio QUARTARAR</b> Monster Energy Yama FRA						
27	<b>1'57.429</b>	28.390	30.912	29.606	28.521	337.5	Runs=10 Total laps=31 Full laps=21 Valid laps=25						
28	<b>1'54.977</b>	28.330	30.860	27.616	28.171	336.4	1	1:48'13.361	31.049	34.101	29.742	30.049	
29	2'06.035 P	31.089	33.342	29.543	32.061	337.5	2	<b>1'59.549</b>	29.979	32.076	28.486	29.008	338.5
<b>unfinished</b>							3	<b>1'56.738</b>	28.785	31.420	28.024	28.509	338.5
30	1'58.536	29.682	31.958	28.181	28.715		4	<b>1'56.036</b>	28.739	30.956	27.893	28.448	337.5
31	<b>1'55.627</b>	28.580	30.934	27.791	28.322	338.5	5	<b>1'59.788</b>	29.841	33.115	28.291	28.541	337.5
32	<b>1'54.813</b>	28.252	30.770	<b>27.536</b>	28.255	338.5	6	1'57.927 P	28.596	31.074	28.037	30.220	338.5
33	<b>1'59.763</b>	28.732	32.679	28.622	29.730	341.7	<b>unfinished</b>						
34	<b>1'55.513</b>	28.238	30.969	27.847	28.459	342.8	7	2'01.914	30.260	33.282	28.592	29.780	
35	<b>1'55.465</b>	28.388	30.808	27.609	28.660	339.6	8	<b>1'56.748</b>	29.030	31.270	27.872	28.576	333.3
36	<b>1'56.548</b>	29.318	31.107	27.855	28.268	339.6	9	<b>1'56.388</b>	28.665	31.235	27.894	28.594	336.4
37	<b>1'56.510</b>	28.236	31.377	28.357	28.540	341.7	10	<b>2'00.782</b>	30.963	32.596	28.387	28.836	336.4
38	1'59.764 P	<b>28.073</b>	32.674	28.643	30.374	<b>343.9</b>	11	<b>1'56.242</b>	28.535	31.286	27.843	28.578	337.5
<b>unfinished</b>							12	<b>1'56.378</b>	28.561	31.264	27.917	28.636	336.4
39	2'05.390	30.016	33.543	30.308	31.523		13	2'04.198 P	31.308	32.624	29.296	30.970	335.4
40	<b>1'57.895</b>	28.634	32.733	28.206	28.322	340.6	<b>unfinished</b>						
41	<b>1'57.641</b>	28.307	32.995	28.052	28.287	340.6	14	2'00.156	29.560	32.718	28.862	29.016	
42	<b>1'54.845</b>	28.343	30.813	27.615	<b>28.074</b>	341.7	15	<b>1'57.676</b>	28.829	31.547	28.343	28.957	339.6
43	<b>1'56.543</b>	28.862	31.489	27.905	28.287	340.6	16	<b>1'56.413</b>	28.612	31.215	28.046	28.540	340.6
44	<b>1'54.538</b>	28.211	30.640	27.591	28.096	340.6	17	<b>1'56.438</b>	28.612	31.268	28.049	28.509	337.5
45	<b>1'54.409</b>	28.146	<b>30.600</b>	27.571	28.092	341.7	18	<b>1'56.324</b>	28.561	31.172	27.997	28.594	337.5
46	2'05.658 P	30.707	34.569	28.643	31.739	341.7	19	2'04.931 P	30.913	32.171	31.480	30.367	333.3
<b>12th 33 Brad BINDER</b> Red Bull KTM Factory RSA						<b>unfinished</b>							
Runs=9 Total laps=25 Full laps=16 Valid laps=20						20	1'59.927	29.284	32.953	28.744	28.946		
1	1:13'29.122	35.456	35.081	30.586	30.623		21	<b>1'55.740</b>	28.703	30.919	27.776	28.342	336.4
2	<b>1'59.584</b>	29.781	31.962	28.637	29.204	336.4	22	<b>2'01.044</b>	31.585	32.398	28.361	28.700	339.6
3	<b>1'57.816</b>	29.020	31.611	28.212	28.973	338.5	23	<b>1'54.734</b>	28.268	30.744	<b>27.528</b>	28.194	338.5
4	<b>1'58.213</b>	29.034	31.669	28.457	29.053	337.5	24	<b>1'54.589</b>	28.178	<b>30.668</b>	27.558	28.185	339.6
5	<b>1'58.483</b>	28.824	32.093	28.369	29.197	335.4	25	2'02.259 P	30.316	32.563	29.437	29.943	337.5
6	2'12.330 P	33.948	33.085	30.731	34.566	335.4	<b>unfinished</b>						
<b>unfinished</b>							26	2'01.763	32.131	32.416	28.435	28.781	
7	2'06.032	33.491	33.316	29.779	29.446		27	<b>1'55.090</b>	28.425	30.872	27.668	<b>28.125</b>	338.5
8	<b>1'58.115</b>	29.315	31.688	28.288	28.824	332.3	28	<b>2'00.369</b>	32.544	31.411	28.074	28.340	341.7
9	<b>1'57.516</b>	28.943	31.317	28.087	29.169	333.3	29	<b>1'54.550</b>	28.077	30.672	27.618	28.183	340.6
10	2'09.955 P	28.812	31.321	36.415	33.407	331.2	30	<b>1'54.480</b>	<b>28.059</b>	30.709	27.576	28.136	341.7
<b>unfinished</b>							31	2'03.869 P	32.436	32.329	29.247	29.857	<b>342.8</b>
11	2'12.273	39.069	34.371	29.487	29.346		<b>14th 30 Takaaki NAKAGAMI</b> IDEMITSU Honda LC JPN						
12	<b>1'57.098</b>	28.982	31.433	28.039	28.644	339.6	Runs=6 Total laps=16 Full laps=10 Valid laps=12						
13	<b>1'59.304</b>	30.140	31.102	28.261	29.801	339.6	1	2:34'56.057	33.327	35.685	30.879	30.877	
14	<b>1'55.984</b>	28.362	31.096	27.842	28.684	338.5	2	<b>2'01.968</b>	30.304	33.122	29.279	29.263	335.4
15	<b>1'55.425</b>	28.334	30.938	27.767	28.386	339.6	3	<b>1'57.251</b>	28.973	31.529	28.149	28.600	333.3
16	<b>1'55.383</b>	28.252	30.784	27.758	28.589	338.5	4	<b>1'55.941</b>	28.579	31.021	27.872	28.469	334.3
17	2'12.126 P	33.499	34.308	30.064	34.255	339.6							

**Fastest Lap:** Maverick VIÑALES Aprilia Racing SPA **1'53.472** 28.047 30.459 27.032 27.934

These data/results cannot be reproduced, stored and/or transmitted in whole or in part by any manner of electronic, mechanical, photocopying, recording, broadcasting or otherwise now known or herein after developed without the previous express consent by the copyright owner, except for reproduction in daily press and regular printed publications on sale to the public within 60 days of the event related to those data/results and always provided that copyright symbol appears together as follows below.  
© DORNA, 2024

Official MotoGP Timing by TISSOT  
www.motogp.com



Doha, Monday, February 19, 2024

# Day 1 Practice

# MotoGP

Lap	Lap Time		T1	T2	T3	T4	Speed	Lap	Lap Time		T1	T2	T3	T4	Speed
5	2'18.572	P	34.109	35.185	31.709	37.569	335.4	4	<b>1'56.928</b>		28.720	31.091	28.452	28.665	336.4
<b>unfinished</b>								5	<b>1'56.321</b>		28.691	31.111	28.003	28.516	336.4
6	2'08.563		34.213	34.212	30.355	29.783		6	2'03.538	P	30.149	32.331	28.644	32.414	336.4
7	<b>1'59.428</b>		29.526	32.391	28.850	28.661	331.2	<b>unfinished</b>							
8	<b>1'56.237</b>		28.568	31.102	27.893	28.674	332.3	7	2'03.362		31.693	33.001	29.226	29.442	
9	<b>1'55.049</b>		28.300	30.796	27.743	28.210	334.3	8	<b>2'01.158</b>		29.150	31.528	30.901	29.579	334.3
10	2'08.282	P	30.758	32.981	30.267	34.276	333.3	9	<b>1'57.740</b>		28.886	31.900	28.161	28.793	333.3
<b>unfinished</b>								10	<b>1'56.823</b>		28.581	31.341	28.175	28.726	335.4
11	2'06.656		32.325	34.817	29.932	29.582		11	2'03.499	P	28.882	33.127	29.087	32.403	336.4
12	<b>1'58.510</b>		29.179	31.875	28.650	28.806	335.4	<b>unfinished</b>							
13	<b>1'55.668</b>		28.525	30.811	27.886	28.446	335.4	12	2'01.436		30.787	32.583	28.915	29.151	
14	<b>2'02.716</b>		31.189	34.702	28.384	28.441	336.4	13	<b>2'07.094</b>		32.561	36.309	29.175	29.049	325.3
15	<b>1'54.626</b>		28.054	30.513	27.798	28.261	339.6	14	<b>1'56.038</b>		28.685	30.987	27.885	28.481	339.6
16	2'09.539	P	31.491	33.370	29.988	34.690	336.4	15	<b>1'55.474</b>		28.389	30.939	27.853	28.293	342.8
<b>unfinished</b>								16	2'00.983	P	29.322	31.829	28.322	31.510	341.7

**15th 10** **Luca MARINI** Repsol Honda Team ITA  
 Runs=12 Total laps=28 Full laps=16 Valid laps=21

1	1:41'00.093		32.063	40.118	31.012	30.685	
2	<b>2'03.336</b>		30.935	33.003	29.746	29.652	331.2
3	<b>1'59.945</b>		29.464	32.360	28.998	29.123	333.3
4	<b>1'58.299</b>		28.909	31.967	28.453	28.970	335.4
5	2'09.278	P	30.927	33.973	31.271	33.107	336.4
<b>unfinished</b>							
6	2'06.500		30.436	36.916	29.640	29.508	
7	<b>1'59.405</b>		30.046	31.729	28.631	28.999	331.2
8	<b>1'57.362</b>		28.918	31.576	28.226	28.642	333.3
9	<b>1'57.283</b>		28.902	31.477	28.178	28.726	332.3
10	2'09.778	P	32.927	33.681	30.505	32.665	334.3
<b>unfinished</b>							
11	2'04.331		31.855	33.636	29.462	29.378	
12	<b>1'57.976</b>		29.141	31.827	28.369	28.639	333.3
13	<b>1'56.473</b>		28.545	31.203	28.218	28.507	334.3
14	2'01.591	P	28.542	31.186	28.000	33.863	335.4
<b>unfinished</b>							
15	2'02.551		32.291	32.553	28.797	28.910	
16	<b>1'56.248</b>		28.544	31.055	28.077	28.572	336.4
17	<b>1'55.930</b>		28.365	31.016	27.912	28.637	336.4
18	2'05.299	P	30.427	32.072	30.680	32.120	336.4
<b>unfinished</b>							
19	1'59.988		30.079	32.467	28.480	28.962	
20	<b>1'57.467</b>		28.495	32.864	27.847	28.261	335.4
21	<b>1'55.021</b>		28.151	31.050	27.693	28.127	337.5
22	<b>1'55.169</b>		28.272	30.807	27.776	28.314	336.4
23	2'09.063	P	32.365	33.936	30.582	32.180	335.4
<b>unfinished</b>							
24	2'01.727		30.134	33.636	29.143	28.814	
25	<b>1'57.746</b>		28.522	31.026	29.758	28.440	335.4
26	<b>1'54.737</b>		28.192	30.789	27.633	28.123	336.4
27	<b>1'54.638</b>		28.128	30.782	27.670	28.058	337.5
28	2'06.511	P	31.182	33.228	30.218	31.883	338.5

**16th 88** **Miguel OLIVEIRA** Trackhouse Racing POR  
 Runs=10 Total laps=27 Full laps=17 Valid laps=21

1	1:49'55.329		33.209	36.261	30.770	30.429	
2	<b>1'59.521</b>		29.785	32.075	28.549	29.112	336.4
3	<b>1'59.198</b>		30.238	31.666	28.408	28.886	336.4

**17th 42** **Alex RINS** Monster Energy Yama SPA  
 Runs=8 Total laps=23 Full laps=15 Valid laps=18

1	1:54'40.885		33.429	36.142	31.163	31.690	
2	<b>2'02.987</b>		30.507	33.107	29.418	29.955	332.3
3	<b>1'59.811</b>		29.672	32.065	28.691	29.383	333.3
4	<b>2'04.472</b>		29.131	35.413	29.956	29.972	334.3
5	<b>2'05.563</b>		29.169	31.500	30.959	33.935	334.3
6	2'05.579	P	29.395	31.594	30.595	33.995	337.5
<b>unfinished</b>							
7	2'02.985		30.894	33.453	29.250	29.388	
8	<b>1'59.530</b>		29.191	33.147	28.239	28.953	334.3
9	<b>1'57.224</b>		28.830	31.394	28.127	28.873	337.5
10	<b>1'58.068</b>		28.866	31.903	28.375	28.924	337.5
11	<b>1'56.870</b>		28.775	31.332	27.977	28.786	338.5
12	2'06.072	P	30.337	33.034	29.024	33.677	338.5
<b>unfinished</b>							
13	2'02.499		30.294	33.391	29.215	29.599	
14	<b>1'57.759</b>		28.773	31.706	28.273	29.007	337.5
15	<b>1'56.316</b>		28.763	31.158	27.831	28.564	336.4
16	<b>1'56.232</b>		28.531	30.868	27.812	29.021	338.5
17	2'05.134	P	30.671	33.078	29.376	32.009	341.7
<b>unfinished</b>							
18	1'59.584		28.953	32.671	28.951	29.009	
19	<b>1'57.398</b>		28.754	31.923	28.132	28.589	339.6
20	<b>1'59.352</b>		28.469	30.921	27.943	32.019	339.6
21	<b>1'55.478</b>		28.406	30.956	27.705	28.411	337.5
22	<b>1'54.924</b>		28.321	30.781	27.482	28.340	338.5

**Fastest Lap:** Maverick VIÑALES Aprilia Racing SPA **1'53.472** 28.047 30.459 27.032 27.934

These data/results cannot be reproduced, stored and/or transmitted in whole or in part by any manner of electronic, mechanical, photocopying, recording, broadcasting or otherwise now known or herein after developed without the previous express consent by the copyright owner, except for reproduction in daily press and regular printed publications on sale to the public within 60 days of the event related to those data/results and always provided that copyright symbol appears together as follows below.  
 © DORNA, 2024

Official MotoGP Timing by TISSOT  
 www.motogp.com



Doha, Monday, February 19, 2024





# Day 1 Practice

# MotoGP

Lap	Lap Time	T1	T2	T3	T4	Speed	Lap	Lap Time	T1	T2	T3	T4	Speed
18	<b>1'55.786</b>	28.446	30.872	27.820	28.648	337.5	11	<b>1'59.117</b>	29.019	31.816	29.048	29.234	330.2
19	<b>1'55.613</b>	28.538	30.855	27.843	28.377	336.4	12	<b>1'58.200</b>	29.076	31.816	28.353	28.955	329.2
20	2'05.391 P	31.469	33.567	28.787	31.568	<b>338.5</b>	13	<b>1'58.329</b>	28.959	31.992	28.307	29.071	331.2
<b>unfinished</b>							14	<b>1'58.947</b>	29.382	32.076	28.470	29.019	330.2
21	1'59.254	29.063	31.857	29.737	28.597		15	<b>1'57.735</b>	28.934	31.731	28.251	28.819	329.2
22	<b>1'55.675</b>	28.640	30.881	27.797	28.357	338.5	16	<b>2'00.473</b>	29.847	32.287	29.031	29.308	332.3
23	<b>1'55.152</b>	28.283	30.884	<b>27.621</b>	28.364	338.5	17	2'12.488 P	30.181	34.696	30.603	37.008	331.2
24	2'03.201 P	<b>28.281</b>	<b>30.805</b>	32.348	31.767	337.5	<b>unfinished</b>						

## 22nd 35 Cal CRUTCHLOW Yamaha Factory Raci GBR

Runs=8 Total laps=27 Full laps=19 Valid laps=22

1	1:20'56.344	36.523	37.999	34.884	33.523	
2	<b>2'15.107</b>	34.538	36.202	32.270	32.097	312.1
3	<b>2'09.962</b>	32.486	35.031	30.692	31.753	328.2
4	<b>2'05.252</b>	31.384	33.615	29.886	30.367	329.2
5	<b>2'03.442</b>	30.558	33.091	29.530	30.263	330.2
6	<b>2'01.976</b>	30.323	32.651	29.123	29.879	332.3
7	<b>2'01.544</b>	30.072	32.725	28.963	29.784	332.3
8	2'16.700 P	37.857	34.865	30.009	33.969	331.2
<b>unfinished</b>						
9	2'13.020	32.345	34.309	33.611	32.755	
10	<b>2'09.615</b>	32.696	36.331	30.876	29.712	332.3
11	<b>2'04.450</b>	30.239	32.624	29.259	32.328	335.4
12	<b>1'59.791</b>	29.563	32.273	28.547	29.408	337.5
13	<b>1'59.015</b>	29.425	31.972	28.348	29.270	333.3
14	<b>2'12.452</b>	33.551	41.206	28.701	28.994	334.3
15	<b>1'58.039</b>	29.072	31.652	28.290	29.025	333.3
16	2'08.673 P	31.105	33.846	30.220	33.502	337.5
<b>unfinished</b>						
17	2'16.645	34.841	38.722	32.924	30.158	
18	<b>2'01.744</b>	29.586	33.994	28.949	29.215	335.4
19	<b>1'57.528</b>	29.075	31.587	28.100	28.766	334.3
20	<b>1'57.282</b>	28.794	31.815	27.951	28.722	335.4
21	<b>1'56.390</b>	<b>28.632</b>	31.290	27.868	28.600	336.4
22	2'11.352 P	31.487	37.203	30.410	32.252	336.4
<b>unfinished</b>						
23	2'16.765	34.135	41.866	30.766	29.998	
24	<b>2'11.269</b>	29.630	38.824	30.998	31.817	335.4
25	<b>1'57.611</b>	29.061	31.522	28.050	28.978	<b>338.5</b>
26	<b>1'55.899</b>	28.721	<b>30.993</b>	<b>27.793</b>	<b>28.392</b>	335.4
27	2'12.390 P	31.861	36.297	33.338	30.894	337.5

## 23rd 51 Michele PIRRO Prima Pramac Racing ITA

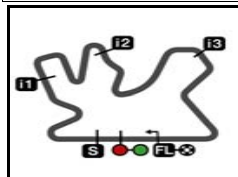
Runs=8 Total laps=24 Full laps=16 Valid laps=19

1	7'49.087	37.998	37.196	32.410	31.840	
2	<b>2'03.697</b>	30.977	33.479	29.585	29.656	327.2
3	<b>2'00.669</b>	29.871	32.537	28.948	29.313	330.2
4	<b>2'00.368</b>	29.666	32.282	28.812	29.608	330.2
5	<b>2'00.629</b>	29.465	32.568	29.213	29.383	330.2
6	2'19.030 P	32.211	35.566	31.704	39.549	327.2
<b>unfinished</b>						
7	2'15.389	38.603	35.607	30.716	30.463	
8	2'10.480 P	29.549	33.116	29.914	37.901	328.2
<b>unfinished</b>						
9	2'20.213	35.074	42.953	31.199	30.987	
10	<b>1'59.706</b>	29.626	32.358	28.604	29.118	329.2

**Fastest Lap:** Maverick VIÑALES Aprilia Racing SPA **1'53.472** 28.047 30.459 27.032 27.934

These data/results cannot be reproduced, stored and/or transmitted in whole or in part by any manner of electronic, mechanical, photocopying, recording, broadcasting or otherwise now known or herein after developed without the previous express consent by the copyright owner, except for reproduction in daily press and regular printed publications on sale to the public within 60 days of the event related to those data/results and always provided that copyright symbol appears together as follows below.  
© DORNA, 2024





5380 m.

# Qatar MotoGP™ Official Test

## Day 1 Practice

### Best Partial Times

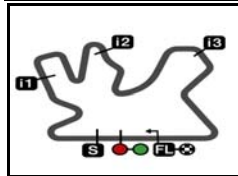
# MotoGP™

*IT* Ideal Lap Time, sum of the best partial times

*BT* Best Lap Time

T1		T2		T3		T4				IT		BT
Pos	Rider	Time	Rider	Time	Rider	Time	Rider	Time	Pos	Rider	IT	BT
1	F.DI GIANNANTO	27.956	B.BINDER	30.306	M.VIÑALES	27.032	F.DI GIANNANTO	27.890	1	<b>M.VIÑALES</b>	1'53.338	1'53.472 (1)
2	<b>M.MARQUEZ</b>	<b>27.958</b>	<b>M.VIÑALES</b>	<b>30.377</b>	<b>M.MARQUEZ</b>	<b>27.241</b>	<b>M.VIÑALES</b>	<b>27.934</b>	2	<b>F.DI GIANNAN</b>	1'53.732	1'53.732 (2)
3	M.VIÑALES	27.995	J.MILLER	30.454	E.BASTIANINI	27.295	E.BASTIANINI	28.016	3	<b>M.MARQUEZ</b>	1'53.778	1'53.778 (3)
4	<b>B.BINDER</b>	<b>28.005</b>	<b>M.MARQUEZ</b>	<b>30.502</b>	<b>F.DI GIANNANTO</b>	<b>27.311</b>	<b>F.BAGNAIA</b>	<b>28.038</b>	4	<b>B.BINDER</b>	1'53.943	1'54.459 (12)
5	F.BAGNAIA	28.013	T.NAKAGAMI	30.513	F.BAGNAIA	27.332	L.MARINI	28.058	5	<b>E.BASTIANINI</b>	1'53.956	1'54.029 (4)
6	<b>J.MARTIN</b>	<b>28.021</b>	<b>M.BEZZECCHI</b>	<b>30.515</b>	<b>A.ESPARGARO</b>	<b>27.356</b>	<b>A.MARQUEZ</b>	<b>28.059</b>	6	<b>F.BAGNAIA</b>	1'53.990	1'54.036 (5)
7	J.MILLER	28.024	E.BASTIANINI	30.543	M.BEZZECCHI	27.387	J.MARTIN	28.063	7	<b>A.ESPARGAR</b>	1'54.044	1'54.158 (8)
8	<b>A.ESPARGARO</b>	<b>28.027</b>	<b>J.MARTIN</b>	<b>30.563</b>	<b>J.MARTIN</b>	<b>27.410</b>	<b>A.ESPARGARO</b>	<b>28.070</b>	8	<b>J.MARTIN</b>	1'54.057	1'54.283 (9)
9	M.BEZZECCHI	28.032	F.DI GIANNANTO	30.575	A.MARQUEZ	27.437	P.ACOSTA	28.074	9	<b>M.BEZZECCHI</b>	1'54.061	1'54.061 (6)
10	<b>A.MARQUEZ</b>	<b>28.033</b>	<b>A.ESPARGARO</b>	<b>30.591</b>	<b>J.MILLER</b>	<b>27.452</b>	<b>M.MARQUEZ</b>	<b>28.077</b>	10	<b>J.MILLER</b>	1'54.085	1'54.093 (7)
11	T.NAKAGAMI	28.054	P.ACOSTA	30.600	R.FERNANDEZ	27.457	F.QUARTARARO	28.125	11	<b>A.MARQUEZ</b>	1'54.172	1'54.300 (10)
12	<b>F.QUARTARARO</b>	<b>28.059</b>	<b>F.BAGNAIA</b>	<b>30.607</b>	<b>A.RINS</b>	<b>27.482</b>	<b>M.BEZZECCHI</b>	<b>28.127</b>	12	<b>P.ACOSTA</b>	1'54.283	1'54.409 (11)
13	P.ACOSTA	28.073	A.MARQUEZ	30.643	B.BINDER	27.487	B.BINDER	28.145	13	<b>F.QUARTARAR</b>	1'54.380	1'54.480 (13)
14	<b>E.BASTIANINI</b>	<b>28.102</b>	<b>F.QUARTARARO</b>	<b>30.668</b>	<b>F.QUARTARARO</b>	<b>27.528</b>	<b>J.MILLER</b>	<b>28.155</b>	14	<b>T.NAKAGAMI</b>	1'54.520	1'54.626 (14)
15	L.MARINI	28.128	A.FERNANDEZ	30.695	A.FERNANDEZ	27.535	M.OLIVEIRA	28.179	15	<b>L.MARINI</b>	1'54.601	1'54.638 (15)
16	<b>J.ZARCO</b>	<b>28.176</b>	<b>R.FERNANDEZ</b>	<b>30.739</b>	<b>P.ACOSTA</b>	<b>27.536</b>	<b>T.NAKAGAMI</b>	<b>28.210</b>	16	<b>M.OLIVEIRA</b>	1'54.732	1'54.732 (16)
17	M.OLIVEIRA	28.182	M.OLIVEIRA	30.771	M.OLIVEIRA	27.600	R.FERNANDEZ	28.222	17	<b>R.FERNANDEZ</b>	1'54.794	1'54.945 (18)
18	<b>A.FERNANDEZ</b>	<b>28.216</b>	<b>A.RINS</b>	<b>30.781</b>	<b>J.MIR</b>	<b>27.621</b>	<b>A.RINS</b>	<b>28.340</b>	18	<b>A.FERNANDEZ</b>	1'54.862	1'55.031 (19)
19	J.MIR	28.281	L.MARINI	30.782	L.MARINI	27.633	J.MIR	28.349	19	<b>A.RINS</b>	1'54.924	1'54.924 (17)
20	<b>A.RINS</b>	<b>28.321</b>	<b>J.MIR</b>	<b>30.805</b>	<b>T.NAKAGAMI</b>	<b>27.743</b>	<b>J.ZARCO</b>	<b>28.355</b>	20	<b>J.MIR</b>	1'55.056	1'55.152 (21)
21	R.FERNANDEZ	28.376	J.ZARCO	30.864	J.ZARCO	27.752	C.CRUTCHLOW	28.392	21	<b>J.ZARCO</b>	1'55.147	1'55.147 (20)
22	<b>M.PIRRO</b>	<b>28.506</b>	<b>C.CRUTCHLOW</b>	<b>30.993</b>	<b>C.CRUTCHLOW</b>	<b>27.793</b>	<b>A.FERNANDEZ</b>	<b>28.416</b>	22	<b>C.CRUTCHLO</b>	1'55.810	1'55.899 (22)
23	C.CRUTCHLOW	28.632	M.PIRRO	31.350	M.PIRRO	28.069	M.PIRRO	28.490	23	<b>M.PIRRO</b>	1'56.415	1'56.496 (23)

These data/results cannot be reproduced, stored and/or transmitted in whole or in part by any manner of electronic, mechanical, photocopying, recording, broadcasting or otherwise now known or herein after developed without the previous express consent by the copyright owner, except for reproduction in daily press and regular printed publications on sale to the public within 60 days of the event related to those data/results and always provided that copyright symbol appears together as follows below.  
© DORNA, 2024



5380 m.

## Qatar MotoGP™ Official Test

### Day 1 Practice

### Fastest Laps Sequence

<i>Practice Time</i>	 <i>Rider</i>	<i>Nation</i>	<i>Motorcycle</i>	<i>Time</i>	<i>Km/h</i>	<i>Rider's Lap</i>
9'52.784	51 Michele PIRRO	ITA	DUCATI	<b>2'03.697</b>	156.5	2
11'53.453	51 Michele PIRRO	ITA	DUCATI	<b>2'00.669</b>	160.5	3
13'53.821	51 Michele PIRRO	ITA	DUCATI	<b>2'00.368</b>	160.9	4
38'58.203	31 Pedro ACOSTA	SPA	KTM	<b>1'58.775</b>	163.0	3
40'56.344	31 Pedro ACOSTA	SPA	KTM	<b>1'58.141</b>	163.9	4
1:17'26.522	33 Brad BINDER	RSA	KTM	<b>1'57.816</b>	164.3	3
1:26'20.268	31 Pedro ACOSTA	SPA	KTM	<b>1'57.492</b>	164.8	11
1:39'35.176	43 Jack MILLER	AUS	KTM	<b>1'57.204</b>	165.2	4
1:46'10.894	49 Fabio DI GIANNANTONI	ITA	DUCATI	<b>1'57.105</b>	165.3	3
1:47'35.799	93 Marc MARQUEZ	SPA	DUCATI	<b>1'56.945</b>	165.6	3
1:47'37.137	89 Jorge MARTIN	SPA	DUCATI	<b>1'56.353</b>	166.4	2
1:49'32.278	89 Jorge MARTIN	SPA	DUCATI	<b>1'55.141</b>	168.2	3
1:55'46.420	12 Maverick VIÑALES	SPA	APRILIA	<b>1'54.883</b>	168.5	3
2:48'31.887	12 Maverick VIÑALES	SPA	APRILIA	<b>1'54.067</b>	169.7	11
3:20'50.496	12 Maverick VIÑALES	SPA	APRILIA	<b>1'53.685</b>	170.3	17
3:43'57.292	12 Maverick VIÑALES	SPA	APRILIA	<b>1'53.652</b>	170.4	21
4:02'04.221	12 Maverick VIÑALES	SPA	APRILIA	<b>1'53.472</b>	170.6	24

These data/results cannot be reproduced, stored and/or transmitted in whole or in part by any manner of electronic, mechanical, photocopying, recording, broadcasting or otherwise now known or herein after developed without the previous express consent by the copyright owner, except for reproduction in daily press and regular printed publications on sale to the public within 60 days of the event related to those data/results and always provided that copyright symbol appears together as follows below.

© DORNA, 2024