


5380 m.

Qatar MotoGP™ Official Test

Day 1 Practice

Classification

3

	Rider	Nation	Team	Motorcycle	Time	Lap	Total	Gap	Top Speed
1	12 Maverick VIÑALES	SPA	Aprilia Racing	APRILIA	1'54.883	3	5		334.3
2	89 Jorge MARTIN	SPA	Prima Pramac Racing	DUCATI	1'55.141	3	7	0.258 0.258	340.6
3	20 Fabio QUARTARARO	FRA	Monster Energy Yamaha MotoGP	YAMAHA	1'56.036	4	6	1.153 0.895	338.5
4	88 Miguel OLIVEIRA	POR	Trackhouse Racing	APRILIA	1'56.321	5	6	1.438 0.285	336.4
5	49 Fabio DI GIANNANTONIO	ITA	Pertamina Enduro VR46 Racing Te	DUCATI	1'56.515	4	5	1.632 0.194	338.5
6	36 Joan MIR	SPA	Repsol Honda Team	HONDA	1'56.702	4	5	1.819 0.187	333.3
7	93 Marc MARQUEZ	SPA	Gresini Racing MotoGP	DUCATI	1'56.945	3	6	2.062 0.243	337.5
8	43 Jack MILLER	AUS	Red Bull KTM Factory Racing	KTM	1'57.204	4	5	2.321 0.259	336.4
9	31 Pedro ACOSTA	SPA	Red Bull GASGAS Tech3	KTM	1'57.236	16	16	2.353 0.032	338.5
10	37 Augusto FERNANDEZ	SPA	Red Bull GASGAS Tech3	KTM	1'57.254	12	13	2.371 0.018	336.4
11	23 Enea BASTIANINI	ITA	Ducati Lenovo Team	DUCATI	1'57.275	5	6	2.392 0.021	336.4
12	41 Aleix ESPARGARO	SPA	Aprilia Racing	APRILIA	1'57.288	3	5	2.405 0.013	335.4
13	33 Brad BINDER	RSA	Red Bull KTM Factory Racing	KTM	1'57.516	9	10	2.633 0.228	338.5
14	73 Alex MARQUEZ	SPA	Gresini Racing MotoGP	DUCATI	1'57.530	4	5	2.647 0.014	334.3
15	72 Marco BEZZECCHI	ITA	Pertamina Enduro VR46 Racing Te	DUCATI	1'57.809	3	7	2.926 0.279	339.6
16	10 Luca MARINI	ITA	Repsol Honda Team	HONDA	1'58.299	4	5	3.416 0.490	336.4
17	42 Alex RINS	SPA	Monster Energy Yamaha MotoGP	YAMAHA	1'59.811	3	3	4.928 1.512	334.3
18	51 Michele PIRRO	ITA	Prima Pramac Racing	DUCATI	2'00.368	4	6	5.485 0.557	330.2
19	1 Francesco BAGNAIA	ITA	Ducati Lenovo Team	DUCATI	2'01.082	4	6	6.199 0.714	334.3
20	35 Cal CRUTCHLOW	GBR	Yamaha Factory Racing	YAMAHA	2'01.544	7	10	6.661 0.462	335.4
No time set									
	5 Johann ZARCO	FRA	CASTROL Honda LCR	HONDA					
	25 Raul FERNANDEZ	SPA	Trackhouse Racing	APRILIA					
	30 Takaaki NAKAGAMI	JPN	IDEMITSU Honda LCR	HONDA					

Practice condition: **Dry**Air: **22°**Humidity: **40%**Ground: **30°**

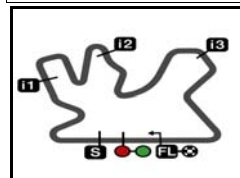
Fastest Lap:	Lap: 3	Maverick VIÑALES	1'54.883	168.5 Km/h
Best Race Lap:	2023	Enea BASTIANINI	1'52.978	171.4 Km/h
All Time Lap Record:	2023	Luca MARINI	1'51.762	173.2 Km/h

The results are provisional until the end of the limit for protest and appeals.

Time limit for protest expires 60' after publication of the results - Time:

These data/results cannot be reproduced, stored and/or transmitted in whole or in part by any manner of electronic, mechanical, photocopying, recording, broadcasting or otherwise now known or herein after developed without the previous express consent by the copyright owner, except for reproduction in daily press and regular printed publications on sale to the public within 60 days of the event related to those data/results and always provided that copyright symbol appears together as follows below.

© DORNA, 2024



5380 m.

Qatar MotoGP™ Official Test

Day 1 Practice

Top Speed & Average

4



Rider	Nation	Motorcycle	Top 5 speeds					Average	Top
89 Jorge MARTIN	SPA	DUCATI	340.6	337.5	337.5	336.4	333.3	337.1	340.6
72 Marco BEZZECCHI	ITA	DUCATI	339.6	337.5	336.4	336.4	333.3	336.6	339.6
20 Fabio QUARTARARO	FRA	YAMAHA	338.5	338.5	338.5	337.5	337.5	338.1	338.5
31 Pedro ACOSTA	SPA	KTM	338.5	338.5	337.5	337.5	337.5	337.9	338.5
33 Brad BINDER	RSA	KTM	338.5	337.5	336.4	335.4	335.4	336.6	338.5
49 Fabio DI GIANNANTONIO	ITA	DUCATI	338.5	337.5	337.5	334.3		337.0	338.5
93 Marc MARQUEZ	SPA	DUCATI	337.5	337.5	336.4	335.4	335.4	336.4	337.5
10 Luca MARINI	ITA	HONDA	336.4	335.4	333.3	331.2		334.1	336.4
23 Enea BASTIANINI	ITA	DUCATI	336.4	336.4	334.3	334.3	332.3	334.7	336.4
37 Augusto FERNANDEZ	SPA	KTM	336.4	336.4	334.3	332.3	332.3	334.3	336.4
43 Jack MILLER	AUS	KTM	336.4	336.4	335.4	334.3		335.6	336.4
88 Miguel OLIVEIRA	POR	APRILIA	336.4	336.4	336.4	336.4	336.4	336.4	336.4
35 Cal CRUTCHLOW	GBR	YAMAHA	332.3	332.3	332.3	331.2	330.2	331.7	335.4
41 Aleix ESPARGARO	SPA	APRILIA	335.4	334.3	317.6	313.0		325.1	335.4
1 Francesco BAGNAIA	ITA	DUCATI	334.3	334.3	334.3	331.2		333.5	334.3
12 Maverick VIÑALES	SPA	APRILIA	334.3	333.3	332.3	331.2		332.8	334.3
42 Alex RINS	SPA	YAMAHA	334.3	333.3	332.3			333.3	334.3
73 Alex MARQUEZ	SPA	DUCATI	334.3	334.3	333.3	325.3		331.8	334.3
36 Joan MIR	SPA	HONDA	333.3	333.3	332.3	331.2		332.5	333.3
51 Michele PIRRO	ITA	DUCATI	330.2	330.2	330.2	327.2	327.2	329.0	330.2

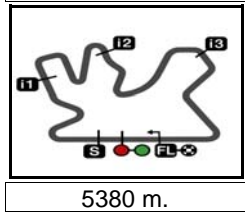
These data/results cannot be reproduced, stored and/or transmitted in whole or in part by any manner of electronic, mechanical, photocopying, recording, broadcasting or otherwise now known or herein after developed without the previous express consent by the copyright owner, except for reproduction in daily press and regular printed publications on sale to the public within 60 days of the event related to those data/results and always provided that copyright symbol appears together as follows below.

© DORNA, 2024

Official MotoGP Timing by TISSOT
www.motogp.com



Doha, Monday, February 19, 2024



Qatar MotoGP™ Official Test
Day 1 Practice
Chronological Analysis of Performances

5

* Lap / Sector time cancelled **T1** Time from finish line to 1st intermediate **T3** Time from 2nd intermed. to 3rd intermed.
P Crossing the finish line in pit lane **T2** Time from 1st intermed. to 2nd intermed. **T4** Time from 3rd intermediate to finish line

Lap	Lap Time	T1	T2	T3	T4	Speed	Lap	Lap Time	T1	T2	T3	T4	Speed		
1st	12	Maverick VIÑALES Aprilia Racing SPA						6th	36	Joan MIR Repsol Honda Team SPA					
	Runs=2	Total laps=5	Full laps=3	Valid laps=3				Runs=2	Total laps=5	Full laps=3	Valid laps=3				
1	1:51'52.378	31.914	32.527	28.472	28.904		1	1:47'51.689	31.290	33.762	29.114	29.406			
2	1'59.159	29.091	33.651	27.890	28.527	331.2	2	1'58.986	29.744	32.013	28.452	28.777	333.3		
3	1'54.883	28.527	30.743	27.379	28.234	332.3	3	1'56.759	28.783	31.410	27.996	28.570	333.3		
4	1'59.426	28.497	33.740	28.182	29.007	333.3	4	1'56.702	28.787	31.125	28.069	28.721	332.3		
5	2'01.128 P	28.302	31.046	27.670	34.110	334.3	5	2'09.047 P	33.052	34.440	29.179	32.376	331.2		
2nd	89	Jorge MARTIN Prima Pramac Racing SPA						7th	93	Marc MARQUEZ Gresini Racing MotoGP SPA					
	Runs=4	Total laps=7	Full laps=3	Valid laps=4				Runs=2	Total laps=6	Full laps=4	Valid laps=4				
1	1:45'40.784	33.276	33.833	28.840	28.950		1	1:43'39.722	30.591	33.642	29.273	29.870			
2	1'56.353	29.075	30.970	27.683	28.625	337.5	2	1'59.132	29.538	31.861	28.222	29.511	336.4		
3	1'55.141 *	28.327	30.893	27.708	28.213	340.6	3	1'56.945	28.890	31.289	27.755	29.011	335.4		
4	2'02.487 P	30.212	32.928	28.881	30.466	337.5	4	2'04.787	28.862	36.927	29.063	29.935	337.5		
	unfinished						5	2'00.360 *	28.655	33.908	28.658	29.139	337.5		
5	1'57.656	29.451	31.452	28.090	28.663		6	2'02.503 P	28.537	34.317	28.517	31.132	335.4		
6	1'58.072 *	28.543	31.258	28.865	29.406	336.4									
7	2'01.367 P	29.692	31.948	28.640	31.087	333.3									
3rd	20	Fabio QUARTARAR Monster Energy Yamaha FRA						8th	43	Jack MILLER Red Bull KTM Factory AUS					
	Runs=2	Total laps=6	Full laps=4	Valid laps=4				Runs=2	Total laps=5	Full laps=3	Valid laps=3				
1	1:48'13.361	31.049	34.101	29.742	30.049		1	1:33'39.861	33.634	34.915	30.411	32.503			
2	1'59.549	29.979	32.076	28.486	29.008	338.5	2	1'59.886	29.977	31.821	28.848	29.240	336.4		
3	1'56.738	28.785	31.420	28.024	28.509	338.5	3	1'58.225	28.911	31.904	28.317	29.093	335.4		
4	1'56.036	28.739	30.956	27.893	28.448	337.5	4	1'57.204	28.837	31.423	28.122	28.822	334.3		
5	1'59.788	29.841	33.115	28.291	28.541	337.5	5	2'07.920 P	31.902	34.427	29.291	32.300	336.4		
6	1'57.927 P	28.596	31.074	28.037	30.220	338.5									
4th	88	Miguel OLIVEIRA Trackhouse Racing POR						9th	31	Pedro ACOSTA Red Bull GASGAS Te SPA					
	Runs=2	Total laps=6	Full laps=4	Valid laps=4				Runs=7	Total laps=16	Full laps=10	Valid laps=13				
1	1:49'55.329	33.209	36.261	30.770	30.429		1	34'58.148	31.519	33.895	29.838	30.387			
2	1'59.521	29.785	32.075	28.549	29.112	336.4	2	2'01.280	30.244	32.128	29.565	29.343	329.2		
3	1'59.198	30.238	31.666	28.408	28.886	336.4	3	1'58.775	29.154	31.624	28.684	29.313	336.4		
4	1'56.928	28.720	31.091	28.452	28.665	336.4	4	1'58.141	28.931	31.490	28.572	29.148	336.4		
5	1'56.321 *	28.691	31.111	28.003	28.516	336.4	5	2'03.112	30.737	33.690	29.295	29.390	334.3		
6	2'03.538 P	30.149	32.331	28.644	32.414	336.4	6	2'05.244 P	28.969	32.867	29.875	33.533	336.4		
	unfinished							unfinished							
							7	2'04.668 P	30.962	32.690	28.777	32.239			
								unfinished							
5th	49	Fabio DI GIANNANT Pertamina Enduro VR ITA						8	2'03.407	31.091	33.555	29.932	29.829		
	Runs=3	Total laps=5	Full laps=3	Valid laps=3			9	1'58.142	29.171	31.688	28.284	28.999	337.5		
1	1:42'14.986	32.347	35.649	30.812	29.723		10	1'57.817	28.773	31.492	28.229	29.323	338.5		
2	1'58.803	29.649	31.845	28.435	28.874	334.3	11	1'57.492	28.930	31.375	28.217	28.970	337.5		
3	1'57.105	28.935	31.393	28.055	28.722	337.5	12	2'01.807	28.638	31.875	31.698	29.596	337.5		
4	1'56.515	28.648	31.462	27.878	28.527	337.5	13	2'05.189 P	28.668	31.525	31.852	33.144	338.5		
5	2'11.384 P	32.009	33.652	28.992	36.731	338.5		unfinished							
	unfinished						14	2'04.507	30.913	33.656	29.340	30.598			
							15	1'57.694	29.080	31.499	28.195	28.920	336.4		
							16	1'57.236	28.651	31.410	28.128	29.047	336.4		

Fastest Lap: Maverick VIÑALES Aprilia Racing SPA **1'54.883** 28.527 30.743 27.379 28.234

These data/results cannot be reproduced, stored and/or transmitted in whole or in part by any manner of electronic, mechanical, photocopying, recording, broadcasting or otherwise now known or herein after developed without the previous express consent by the copyright owner, except for reproduction in daily press and regular printed publications on sale to the public within 60 days of the event related to those data/results and always provided that copyright symbol appears together as follows below.
© DORNA, 2024



Day 1 Practice

MotoGP

Lap	Lap Time	T1	T2	T3	T4	Speed	Lap	Lap Time	T1	T2	T3	T4	Speed
unfinished	30.610					335.4							
10th	37	Augusto FERNAND Red Bull GASGAS Te SPA					15th	72	Marco BEZZECCHI Pertamina Enduro VR ITA				
		Runs=4	Total laps=13	Full laps=9	Valid laps=10			Runs=2	Total laps=7	Full laps=5	Valid laps=5		
1	47'03.491	35.121	36.539	31.012	31.512		1	1:34'15.897	33.540	35.264	30.547	30.693	
2	2'06.900 P	31.459	33.018	29.074	33.349	329.2	2	2'01.247	30.707	32.197	29.147	29.196	332.3
unfinished							3	1'57.809	29.039	31.512	28.456	28.802	336.4
3	2'06.973	31.917	34.197	30.441	30.418		4	2'01.671	28.731	35.630	28.521	28.789	337.5
4	1'59.977	30.002	31.966	28.451	29.558	330.2	5	1'59.228	28.650	31.190	28.092	31.296	336.4
5	1'58.863	29.469	31.982	28.140	29.272	331.2	6	1'58.029 *	28.999	31.943	28.284	28.803	339.6
6	1'57.840	29.094	31.376	28.091	29.279	332.3	7	2'03.378 P	29.022	31.596	28.601	34.159	333.3
7	1'57.666	29.097	31.284	28.180	29.105	331.2	16th	10	Luca MARINI Repsol Honda Team ITA				
8	1'57.828	29.002	31.507	28.204	29.115	330.2		Runs=2	Total laps=5	Full laps=3	Valid laps=3		
9	2'09.881	33.495	32.832	29.149	34.405	330.2	1	1:41'00.093	32.063	40.118	31.012	30.685	
10	1'58.556	29.162	31.394	28.395	29.605	332.3	2	2'03.336	30.935	33.003	29.746	29.652	331.2
11	2'00.893	29.383	31.692	28.283	31.535	334.3	3	1'59.945	29.464	32.360	28.998	29.123	333.3
12	1'57.254	28.883	31.231	28.170	28.970	336.4	4	1'58.299	28.909	31.967	28.453	28.970	335.4
13	2'03.989 P	29.254	33.285	29.014	32.436	336.4	5	2'09.278 P	30.927	33.973	31.271	33.107	336.4
11th	23	Enea BASTIANINI Ducati Lenovo Team ITA					17th	42	Alex RINS Monster Energy Yama SPA				
		Runs=2	Total laps=6	Full laps=4	Valid laps=4			Runs=1	Total laps=3	Full laps=2	Valid laps=2		
1	1:44'25.898	31.499	34.574	30.130	30.021		1	1:54'40.885	33.429	36.142	31.163	31.690	
2	2'00.036	30.420	32.236	28.596	28.784	332.3	2	2'02.987	30.507	33.107	29.418	29.955	332.3
3	1'58.241	29.513	31.724	28.247	28.757	334.3	3	1'59.811	29.672	32.065	28.691	29.383	333.3
4	1'57.754	28.978	31.936	28.035	28.805	336.4	unfinished	29.131	35.413	29.956		334.3	
5	1'57.275	28.930	31.331	27.969	29.045	336.4	18th	51	Michele PIRRO Prima Pramac Racing ITA				
6	2'05.419 P	30.443	32.757	29.061	33.158	334.3		Runs=2	Total laps=6	Full laps=4	Valid laps=4		
12th	41	Alex ESPARGARO Aprilia Racing SPA					1	7'49.087	37.998	37.196	32.410	31.840	
		Runs=2	Total laps=5	Full laps=3	Valid laps=3		2	2'03.697	30.977	33.479	29.585	29.656	327.2
1	1:46'58.692	31.911	33.899	29.998	29.704		3	2'00.669	29.871	32.537	28.948	29.313	330.2
2	1'59.204	30.055	31.828	28.480	28.841	317.6	4	2'00.368	29.666	32.282	28.812	29.608	330.2
3	1'57.288	28.844	31.519	28.138	28.787	335.4	5	2'00.629 *	29.465	32.568	29.213	29.383	330.2
4	1'57.300	28.519	31.278	28.568	28.935	334.3	6	2'19.030 P	32.211	35.566	31.704	39.549	327.2
5	2'07.122 P	31.205	32.999	29.676	33.242	313.0	19th	1	Francesco BAGNAI Ducati Lenovo Team ITA				
13th	33	Brad BINDER Red Bull KTM Factory RSA						Runs=3	Total laps=6	Full laps=3	Valid laps=4		
		Runs=4	Total laps=10	Full laps=6	Valid laps=7		1	1:32'47.845	34.025	36.792	32.145	31.398	
1	1:13'29.122	35.456	35.081	30.586	30.623		2	2'04.656	31.305	33.445	30.033	29.873	331.2
2	1'59.584	29.781	31.962	28.637	29.204	336.4	3	2'08.962	30.578	37.126	31.065	30.193	334.3
3	1'57.816	29.020	31.611	28.212	28.973	338.5	4	2'01.082	29.891	32.225	29.532	29.434	334.3
4	1'58.213	29.034	31.669	28.457	29.053	337.5	5	2'12.872 P	32.073	35.130	31.575	34.094	334.3
5	1'58.483	28.824	32.093	28.369	29.197	335.4	unfinished						
6	2'12.330 P	33.948	33.085	30.731	34.566	335.4	6	2'09.234	33.005	36.408	29.924	29.897	
unfinished							20th	35	Cal CRUTCHLOW Yamaha Factory Raci GBR				
7	2'06.032	33.491	33.316	29.779	29.446			Runs=3	Total laps=10	Full laps=7	Valid laps=8		
8	1'58.115	29.315	31.688	28.288	28.824	332.3	1	1:20'56.344	36.523	37.999	34.884	33.523	
9	1'57.516	28.943	31.317	28.087	29.169	333.3	2	2'15.107	34.538	36.202	32.270	32.097	312.1
10	2'09.955 P	28.812	31.321	36.415	33.407	331.2	3	2'09.962	32.486	35.031	30.692	31.753	328.2
14th	73	Alex MARQUEZ Gresini Racing MotoGP SPA					4	2'05.252	31.384	33.615	29.886	30.367	329.2
		Runs=2	Total laps=5	Full laps=3	Valid laps=3		5	2'03.442	30.558	33.091	29.530	30.263	330.2
1	1:41'25.173	32.316	35.126	30.301	30.703		6	2'01.976	30.323	32.651	29.123	29.879	332.3
2	2'01.892	30.798	32.683	29.095	29.316	325.3	7	2'01.544	30.072	32.725	28.963	29.784	332.3
3	1'59.138	29.422	32.132	28.552	29.032	334.3	8	2'16.700 P	37.857	34.865	30.009	33.969	331.2
4	1'57.530 *	28.989	31.513	28.195	28.833	333.3	unfinished						
5	2'01.258 P	29.003	31.645	28.193	32.417	334.3	9	2'13.020	32.345	34.309	33.611	32.755	

Fastest Lap: Maverick VIÑALES Aprilia Racing SPA **1'54.883** 28.527 30.743 27.379 28.234

These data/results cannot be reproduced, stored and/or transmitted in whole or in part by any manner of electronic, mechanical, photocopying, recording, broadcasting or otherwise now known or herein after developed without the previous express consent by the copyright owner, except for reproduction in daily press and regular printed publications on sale to the public within 60 days of the event related to those data/results and always provided that copyright symbol appears together as follows below.
© DORNA, 2024

Official MotoGP Timing by TISSOT
www.motogp.com



Doha, Monday, February 19, 2024

Day 1 Practice

MotoGP

Lap	Lap Time	T1	T2	T3	T4	Speed	Lap	Lap Time	T1	T2	T3	T4	Speed
10	2'09.615	32.696	36.331	30.876	29.712	332.3							

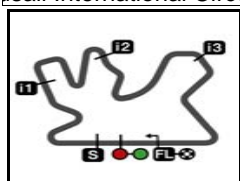
Fastest Lap: Maverick VIÑALES	Aprilia Racing	SPA	1'54.883	28.527	30.743	27.379	28.234
--------------------------------------	----------------	-----	-----------------	--------	--------	--------	--------

These data/results cannot be reproduced, stored and/or transmitted in whole or in part by any manner of electronic, mechanical, photocopying, recording, broadcasting or otherwise now known or herein after developed without the previous express consent by the copyright owner, except for reproduction in daily press and regular printed publications on sale to the public within 60 days of the event related to those data/results and always provided that copyright symbol appears together as follows below.
© DORNA, 2024

Official MotoGP Timing by **TISSOT**
www.motogp.com



Doha, Monday, February 19, 2024



5380 m.

Qatar MotoGP™ Official Test

Day 1 Practice

Best Partial Times

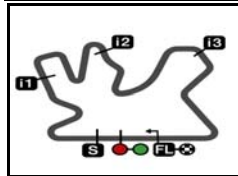
MotoGP™

IT Ideal Lap Time, sum of the best partial times

BT Best Lap Time

<i>T1</i>		<i>T2</i>		<i>T3</i>		<i>T4</i>				<i>IT</i>	<i>BT</i>	
Pos	Rider	Time	Rider	Time	Rider	Time	Rider	Time	Pos	Rider		
	1M.VIÑALES	28.302	M.VIÑALES	30.743	M.VIÑALES	27.379	J.MARTIN	28.213	1	M.VIÑALES	1'54.658	1'54.883 (1)
	2J.MARTIN	28.327	J.MARTIN	30.893	J.MARTIN	27.683	M.VIÑALES	28.234	2	J.MARTIN	1'55.116	1'55.141 (2)
	3A.ESPARGARO	28.519	F.QUARTARARO	30.956	M.MARQUEZ	27.755	F.QUARTARARO	28.448	3	F.QUARTARAR	1'55.893	1'56.036 (3)
	4M.MARQUEZ	28.537	M.OLIVEIRA	31.091	F.DI GIANNANTO	27.878	M.OLIVEIRA	28.516	4	M.OLIVEIRA	1'56.301	1'56.321 (4)
	5F.QUARTARARO	28.596	J.MIR	31.125	F.QUARTARARO	27.893	F.DI GIANNANTO	28.527	5	F.DI GIANNAN	1'56.446	1'56.515 (5)
	6P.ACOSTA	28.638	M.BEZZECCHI	31.190	E.BASTIANINI	27.969	J.MIR	28.570	6	J.MIR	1'56.474	1'56.702 (6)
	7F.DI GIANNANTO	28.648	A.FERNANDEZ	31.231	J.MIR	27.996	E.BASTIANINI	28.757	7	M.MARQUEZ	1'56.592	1'56.945 (7)
	8M.BEZZECCHI	28.650	A.ESPARGARO	31.278	M.OLIVEIRA	28.003	A.ESPARGARO	28.787	8	M.BEZZECCHI	1'56.721	1'57.809 (15)
	9M.OLIVEIRA	28.691	M.MARQUEZ	31.289	B.BINDER	28.087	M.BEZZECCHI	28.789	9	A.ESPARGAR	1'56.722	1'57.288 (12)
	10J.MIR	28.783	B.BINDER	31.317	A.FERNANDEZ	28.091	J.MILLER	28.822	10	E.BASTIANINI	1'56.987	1'57.275 (11)
	11B.BINDER	28.812	E.BASTIANINI	31.331	M.BEZZECCHI	28.092	B.BINDER	28.824	11	B.BINDER	1'57.040	1'57.516 (13)
	12J.MILLER	28.837	P.ACOSTA	31.375	J.MILLER	28.122	A.MARQUEZ	28.833	12	P.ACOSTA	1'57.061	1'57.236 (9)
	13A.FERNANDEZ	28.883	F.DI GIANNANTO	31.393	P.ACOSTA	28.128	P.ACOSTA	28.920	13	A.FERNANDEZ	1'57.175	1'57.254 (10)
	14L.MARINI	28.909	J.MILLER	31.423	A.ESPARGARO	28.138	L.MARINI	28.970	14	J.MILLER	1'57.204	1'57.204 (8)
	15E.BASTIANINI	28.930	A.MARQUEZ	31.513	A.MARQUEZ	28.193	A.FERNANDEZ	28.970	15	A.MARQUEZ	1'57.528	1'57.530 (14)
	16A.MARQUEZ	28.989	L.MARINI	31.967	L.MARINI	28.453	M.MARQUEZ	29.011	16	L.MARINI	1'58.299	1'58.299 (16)
	17A.RINS	29.131	A.RINS	32.065	A.RINS	28.691	M.PIRRO	29.313	17	A.RINS	1'59.270	1'59.811 (17)
	18M.PIRRO	29.465	F.BAGNAIA	32.225	M.PIRRO	28.812	A.RINS	29.383	18	M.PIRRO	1'59.872	2'00.368 (18)
	19F.BAGNAIA	29.891	M.PIRRO	32.282	C.CRUTCHLOW	28.963	F.BAGNAIA	29.434	19	F.BAGNAIA	2'01.082	2'01.082 (19)
	20C.CRUTCHLOW	30.072	C.CRUTCHLOW	32.651	F.BAGNAIA	29.532	C.CRUTCHLOW	29.712	20	C.CRUTCHLO	2'01.398	2'01.544 (20)

These data/results cannot be reproduced, stored and/or transmitted in whole or in part by any manner of electronic, mechanical, photocopying, recording, broadcasting or otherwise now known or herein after developed without the previous express consent by the copyright owner, except for reproduction in daily press and regular printed publications on sale to the public within 60 days of the event related to those data/results and always provided that copyright symbol appears together as follows below.
© DORNA, 2024



5380 m.

Qatar MotoGP™ Official Test

Day 1 Practice

Fastest Laps Sequence

<i>Practice Time</i>	 <i>Rider</i>	<i>Nation</i>	<i>Motorcycle</i>	<i>Time</i>	<i>Km/h</i>	<i>Rider's Lap</i>
9'52.784	51 Michele PIRRO	ITA	DUCATI	2'03.697	156.5	2
11'53.453	51 Michele PIRRO	ITA	DUCATI	2'00.669	160.5	3
13'53.821	51 Michele PIRRO	ITA	DUCATI	2'00.368	160.9	4
38'58.203	31 Pedro ACOSTA	SPA	KTM	1'58.775	163.0	3
40'56.344	31 Pedro ACOSTA	SPA	KTM	1'58.141	163.9	4
1:17'26.522	33 Brad BINDER	RSA	KTM	1'57.816	164.3	3
1:26'20.268	31 Pedro ACOSTA	SPA	KTM	1'57.492	164.8	11
1:39'35.176	43 Jack MILLER	AUS	KTM	1'57.204	165.2	4
1:46'10.894	49 Fabio DI GIANNANTONI	ITA	DUCATI	1'57.105	165.3	3
1:47'35.799	93 Marc MARQUEZ	SPA	DUCATI	1'56.945	165.6	3
1:47'37.137	89 Jorge MARTIN	SPA	DUCATI	1'56.353	166.4	2
1:49'32.278	89 Jorge MARTIN	SPA	DUCATI	1'55.141	168.2	3
1:55'46.420	12 Maverick VIÑALES	SPA	APRILIA	1'54.883	168.5	3

These data/results cannot be reproduced, stored and/or transmitted in whole or in part by any manner of electronic, mechanical, photocopying, recording, broadcasting or otherwise now known or herein after developed without the previous express consent by the copyright owner, except for reproduction in daily press and regular printed publications on sale to the public within 60 days of the event related to those data/results and always provided that copyright symbol appears together as follows below.

© DORNA, 2024

Official MotoGP Timing by TISSOT
www.motogp.com



Doha, Monday, February 19, 2024