

5380 m.

Qatar MotoGP™ Official Test
Day 2 Practice
Classification

6

Rider	Nation	Team	Motorcycle	Time	Lap	Total	Gap	Top Speed
1 23 Enea BASTIANINI	ITA	Ducati Lenovo Team	DUCATI	1'52.136	19	19		343.9
2 89 Jorge MARTIN	SPA	Prima Pramac Racing	DUCATI	1'52.168	23	24	0.032 0.032	343.9
3 25 Raul FERNANDEZ	SPA	Trackhouse Racing	APRILIA	1'52.483	20	26	0.347 0.315	343.9
4 42 Alex RINS	SPA	Monster Energy Yamaha MotoGP	YAMAHA	1'52.500	34	34	0.364 0.017	348.3
5 93 Marc MARQUEZ	SPA	Gresini Racing MotoGP	DUCATI	1'52.516	18	24	0.380 0.016	343.9
6 1 Francesco BAGNAIA	ITA	Ducati Lenovo Team	DUCATI	1'52.575	8	21	0.439 0.059	342.8
7 72 Marco BEZZECCHI	ITA	Pertamina Enduro VR46 Racing Te	DUCATI	1'52.701	22	23	0.565 0.126	345.0
8 31 Pedro ACOSTA	SPA	Red Bull GASGAS Tech3	KTM	1'52.803	27	41	0.667 0.102	346.1
9 41 Aleix ESPARGARO	SPA	Aprilia Racing	APRILIA	1'52.813	15	20	0.677 0.010	339.6
10 12 Maverick VIÑALES	SPA	Aprilia Racing	APRILIA	1'52.827	16	18	0.691 0.014	339.6
11 20 Fabio QUARTARARO	FRA	Monster Energy Yamaha MotoGP	YAMAHA	1'52.856	17	24	0.720 0.029	347.2
12 49 Fabio DI GIANNANTONIO	ITA	Pertamina Enduro VR46 Racing Te	DUCATI	1'53.044	21	21	0.908 0.188	341.7
13 33 Brad BINDER	RSA	Red Bull KTM Factory Racing	KTM	1'53.226	13	17	1.090 0.182	345.0
14 10 Luca MARINI	ITA	Repsol Honda Team	HONDA	1'53.280	22	23	1.144 0.054	342.8
15 43 Jack MILLER	AUS	Red Bull KTM Factory Racing	KTM	1'53.430	15	16	1.294 0.150	340.6
16 88 Miguel OLIVEIRA	POR	Trackhouse Racing	APRILIA	1'53.462	25	35	1.326 0.032	341.7
17 73 Alex MARQUEZ	SPA	Gresini Racing MotoGP	DUCATI	1'53.654	5	22	1.518 0.192	339.6
18 35 Cal CRUTCHLOW	GBR	Yamaha Factory Racing	YAMAHA	1'53.800	24	29	1.664 0.146	340.6
19 37 Augusto FERNANDEZ	SPA	Red Bull GASGAS Tech3	KTM	1'53.861	30	46	1.725 0.061	342.8
20 51 Michele PIRRO	ITA	Prima Pramac Racing	DUCATI	1'53.867	37	38	1.731 0.006	338.5
21 5 Johann ZARCO	FRA	CASTROL Honda LCR	HONDA	1'53.868	16	17	1.732 0.001	338.5
22 30 Takaaki NAKAGAMI	JPN	IDEMITSU Honda LCR	HONDA	1'54.028	14	19	1.892 0.160	338.5
23 36 Joan MIR	SPA	Repsol Honda Team	HONDA	1'55.483	2	6	3.347 1.455	336.4
24 32 Lorenzo SAVADORI	ITA	Aprilia Racing	APRILIA	2'01.400	7	8	9.264 5.917	338.5

Practice condition: **Dry**

Air: 20°

Humidity: 56%

Ground: 33°

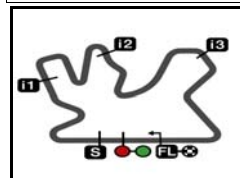
Fastest Lap:	Lap: 19	Enea BASTIANINI	1'52.136	172.7 Km/h
Best Race Lap:	2023	Enea BASTIANINI	1'52.978	171.4 Km/h
All Time Lap Record:	2023	Luca MARINI	1'51.762	173.2 Km/h

The results are provisional until the end of the limit for protest and appeals.

Time limit for protest expires 60' after publication of the results - Time:

These data/results cannot be reproduced, stored and/or transmitted in whole or in part by any manner of electronic, mechanical, photocopying, recording, broadcasting or otherwise now known or herein after developed without the previous express consent by the copyright owner, except for reproduction in daily press and regular printed publications on sale to the public within 60 days of the event related to those data/results and always provided that copyright symbol appears together as follows below.

© DORNA, 2024



5380 m.

Qatar MotoGP™ Official Test

Day 2 Practice

Top Speed & Average

8



Rider	Nation	Motorcycle	Top 5 speeds					Average	Top
42 Alex RINS	SPA	YAMAHA	348.3	345.0	343.9	343.9	341.7	343.1	348.3
20 Fabio QUARTARARO	FRA	YAMAHA	347.2	346.1	346.1	346.1	345.0	345.7	347.2
31 Pedro ACOSTA	SPA	KTM	346.1	343.9	343.9	343.9	343.9	344.3	346.1
33 Brad BINDER	RSA	KTM	345.0	343.9	343.9	342.8	342.8	343.5	345.0
72 Marco BEZZECCHI	ITA	DUCATI	345.0	343.9	343.9	343.9	342.8	343.4	345.0
23 Enea BASTIANINI	ITA	DUCATI	343.9	343.9	342.8	341.7	341.7	342.3	343.9
25 Raul FERNANDEZ	SPA	APRILIA	343.9	343.9	343.9	342.8	342.8	343.5	343.9
89 Jorge MARTIN	SPA	DUCATI	343.9	343.9	343.9	342.8	342.8	343.5	343.9
93 Marc MARQUEZ	SPA	DUCATI	343.9	342.8	341.7	341.7	341.7	342.1	343.9
1 Francesco BAGNAIA	ITA	DUCATI	342.8	342.8	341.7	340.6	340.6	341.5	342.8
10 Luca MARINI	ITA	HONDA	342.8	341.7	339.6	339.6	339.6	340.7	342.8
37 Augusto FERNANDEZ	SPA	KTM	342.8	341.7	340.6	339.6	339.6	340.7	342.8
49 Fabio DI GIANNANTONIO	ITA	DUCATI	341.7	341.7	341.7	341.7	341.7	341.7	341.7
88 Miguel OLIVEIRA	POR	APRILIA	341.7	341.7	340.6	340.6	340.6	340.8	341.7
35 Cal CRUTCHLOW	GBR	YAMAHA	340.6	340.6	340.6	340.6	340.6	340.6	340.6
43 Jack MILLER	AUS	KTM	340.6	340.6	340.6	340.6	340.6	340.6	340.6
12 Maverick VIÑALES	SPA	APRILIA	339.6	338.5	337.5	337.5	337.5	337.8	339.6
41 Aleix ESPARGARO	SPA	APRILIA	339.6	339.6	339.6	339.6	339.6	339.6	339.6
73 Alex MARQUEZ	SPA	DUCATI	339.6	339.6	338.5	338.5	338.5	338.7	339.6
5 Johann ZARCO	FRA	HONDA	338.5	338.5	337.5	337.5	336.4	337.0	338.5
30 Takaaki NAKAGAMI	JPN	HONDA	338.5	337.5	337.5	337.5	337.5	337.7	338.5
32 Lorenzo SAVADORI	ITA	APRILIA	338.5	338.5	338.5	337.5	334.3	337.5	338.5
51 Michele PIRRO	ITA	DUCATI	338.5	337.5	336.4	335.4	335.4	336.4	338.5
36 Joan MIR	SPA	HONDA	336.4	335.4	335.4	225.0		308.1	336.4

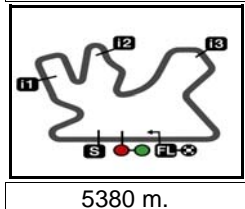
These data/results cannot be reproduced, stored and/or transmitted in whole or in part by any manner of electronic, mechanical, photocopying, recording, broadcasting or otherwise now known or herein after developed without the previous express consent by the copyright owner, except for reproduction in daily press and regular printed publications on sale to the public within 60 days of the event related to those data/results and always provided that copyright symbol appears together as follows below.

© DORNA, 2024

Official MotoGP Timing by TISSOT
www.motogp.com



Doha, Tuesday, February 20, 2024



Qatar MotoGP™ Official Test
Day 2 Practice
Chronological Analysis of Performances

9

* Lap / Sector time cancelled							T1 Time from finish line to 1st intermediate					T3 Time from 2nd intermed. to 3rd intermed.				
P Crossing the finish line in pit lane							T2 Time from 1st intermed. to 2nd intermed.					T4 Time from 3rd intermediate to finish line				
Lap	Lap Time	T1	T2	T3	T4	Speed	Lap	Lap Time	T1	T2	T3	T4	Speed			
1st	23	Enea BASTIANINI Ducati Lenovo Team ITA					22	1'53.062	27.916	30.227	27.155	27.764	342.8			
		Runs=4	Total laps=19	Full laps=12	Valid laps=12	23	1'52.168	27.654	29.911	26.952	27.651	340.6				
1	2:16'06.729	31.799	32.684	28.672	28.652	24	1'57.063	P 28.140	31.475	27.657	29.791	342.8				
2	1'55.757	28.900	31.024	27.773	28.060	340.6										
3	1'53.768	28.341	30.318	27.214	27.895	340.6										
4	1'53.365	27.973	30.368	27.145	27.879	341.7										
5	1'58.431	27.952	32.566	29.307	28.606	342.8										
6	1'53.557	28.001	30.363	27.301	27.892	340.6										
7	2'01.368	P 29.663	31.986	28.336	31.383	340.6										
8	21'16.050	29.591	31.025	27.608	28.529											
9	1'53.539	28.020	30.374	27.236	27.909	339.6										
10	1'53.224	27.867	30.247	27.086	28.024	340.6										
11	1'53.160	27.970	30.268	27.166	27.756	341.7										
12	2'00.156	P 29.567	31.551	27.851	31.187	341.7										
13	23'33.850	29.837	30.966	27.834	28.256											
14	1'57.526	28.019	32.319	29.125	28.063	339.6										
15	1'55.391	29.540	30.945	27.145	27.761	343.9										
16	1'52.986	27.876	30.164	27.098	27.848	341.7										
17	2'03.738	P 30.405	32.440	28.986	31.907	341.7										
18	30'19.300	29.872	31.419	30.171	28.414											
19	1'52.136	27.728	29.980	26.830	27.598	341.7										
	unfinished	27.670	32.771				343.9									
2nd	89	Jorge MARTIN Prima Pramac Racing SPA					18	2'05.322	P 27.988	37.270	28.572	31.492	343.9			
		Runs=4	Total laps=24	Full laps=16	Valid laps=16	19	17'56.357	31.633	31.317	27.547	28.077					
1	2:31'52.409	34.736	31.880	28.034	28.331	20	1'52.483	27.847	30.032	26.886	27.718	341.7				
2	1'57.850	28.294	33.946	27.496	28.114	339.6	21	1'52.611	27.909	30.130	26.890	27.682	340.6			
3	1'53.850	28.055	30.468	27.245	28.082	339.6	22	1'59.132	P 28.925	30.853	27.551	31.803	340.6			
4	1'53.311	27.898	30.376	27.137	27.900	341.7	23	28'48.499	29.374	31.278	27.362	28.067				
5	1'56.633	30.037	31.338	27.309	27.949	341.7	24	1'54.757	27.791	30.239	28.340	28.387	339.6			
6	1'53.236	27.923	30.322	27.103	27.888	341.7	25	1'53.017	27.914	30.179	27.011	27.913	339.6			
7	1'53.487	27.831	30.323	27.215	28.118	341.7	26	1'52.942	27.811	30.257	26.873	28.001	342.8			
8	2'03.438	P 30.621	32.636	29.410	30.771	340.6		unfinished	29.734	31.565			342.8			
9	13'09.917	29.435	31.960	28.123	28.152											
10	1'53.494	28.077	30.336	27.192	27.889	340.6										
11	1'53.011	27.838	30.250	27.203	27.720	341.7										
12	1'52.970	27.910	30.164	27.157	27.739	343.9										
13	1'53.133	27.763	30.330	27.206	27.834	343.9										
14	2'05.019	P 31.211	32.614	30.040	31.154	343.9										
15	16'21.083	33.060	31.186	27.545	28.023											
16	1'53.494	27.986	30.486	27.157	27.865	341.7										
17	1'53.082	27.743	30.285	27.181	27.873	341.7										
18	1'53.307	27.863	30.355	27.213	27.876	340.6										
19	1'53.268	27.772	30.315	27.297	27.884	341.7										
20	1'59.487	P 29.981	30.731	27.244	31.531	340.6										
21	13'35.885	29.138	31.203	27.815	27.917											
4th	42	Alex RINS Monster Energy Yama SPA					1	1:00'03.769	30.922	33.218	28.971	29.043				
		Runs=9	Total laps=34	Full laps=17	Valid laps=17	2	1'56.388	29.034	31.271	27.771	28.312	335.4				
1	1:00'03.769	30.922	33.218	28.971	29.043	3	1'55.028	28.417	30.832	27.578	28.201	340.6				
2	1'56.388	29.034	31.271	27.771	28.312	335.4	4	2'03.799	P 30.325	33.164	29.024	31.286	341.7			
3	1'55.028	28.417	30.832	27.578	28.201	340.6	5	10'02.604	29.115	31.772	27.928	28.637				
4	2'03.799	P 30.325	33.164	29.024	31.286	341.7	6	1'54.860	28.421	30.680	27.466	28.293	339.6			
5	10'02.604	29.115	31.772	27.928	28.637											
6	1'54.860	28.421	30.680	27.466	28.293	339.6	7	1'55.393	28.247	30.617	27.576	28.953	340.6			
7	1'55.393	28.247	30.617	27.576	28.953	340.6	8	2'01.085	P 29.646	31.726	28.541	31.172	338.5			
8	2'01.085	P 29.646	31.726	28.541	31.172	338.5	9	17'20.600	28.623	32.697	30.353	28.750				
9	17'20.600	28.623	32.697	30.353	28.750											
10	1'55.038	28.500	30.711	27.384	28.443	340.6										

Fastest Lap: Enea BASTIANINI Ducati Lenovo Team ITA **1'52.136** 27.728 29.980 26.830 27.598

These data/results cannot be reproduced, stored and/or transmitted in whole or in part by any manner of electronic, mechanical, photocopying, recording, broadcasting or otherwise now known or herein after developed without the previous express consent by the copyright owner, except for reproduction in daily press and regular printed publications on sale to the public within 60 days of the event related to those data/results and always provided that copyright symbol appears together as follows below.
© DORNA, 2024



Day 2 Practice

MotoGP

Lap	Lap Time	T1	T2	T3	T4	Speed	Lap	Lap Time	T1	T2	T3	T4	Speed		
11	1'55.208	28.477	30.792	27.567	28.372	340.6	6th	1	Francesco BAGNAI				Ducati Lenovo Team	ITA	
12	1'59.745 P	28.516	30.913	27.519	32.797	340.6			Runs=6	Total laps=21	Full laps=11		Valid laps=11		
13	15'00.730	27.971	31.718	27.830	28.247				1	2:01'25.468 P	32.369	32.538	29.236	32.924	
14	2'03.409 P	30.679	31.942	28.046	32.742	263.4			2	11'18.682	30.071	32.609	28.448	28.607	
15	12'12.546	27.761	31.725	28.180	28.401				3	1'58.672	30.912	31.318	27.987	28.455	340.6
16	1'54.243	28.225	30.340	27.665	28.013	340.6			4	1'54.111	28.260	30.555	27.343	27.953	340.6
17	1'53.634	27.987	30.272	27.341	28.034	341.7			5	2'13.197 P	28.187	33.256	32.602	39.152	339.6
18	1'53.560	28.079	30.313	27.220	27.948	341.7			6	21'31.180	30.182	32.285	28.082	28.045	
19	2'05.502 P	30.244	32.546	28.889	33.823	341.7			7	1'53.454	28.128	30.175	27.241	27.910	338.5
20	20'33.545	29.571	33.291	27.885	28.119				8	1'52.575	27.846	30.083	26.967	27.679	338.5
21	1'54.297	28.369	30.526	27.480	27.922	345.0			9	2'00.846 P	27.927	32.321	29.608	30.990	338.5
22	1'53.516	28.009	30.408	27.207	27.892	338.5			10	14'09.534	31.325	31.968	27.633	28.118	
23	1'53.413	27.979	30.319	27.185	27.930	339.6			11	1'53.658	28.023	30.292	27.464	27.879	340.6
24	2'05.672 P	30.237	33.450	29.282	32.703	341.7			12	1'53.389	27.943	30.337	27.144	27.965	339.6
25	27'05.871	27.823	31.429	27.856	28.182				13	2'06.247 P	31.584	32.776	30.666	31.221	339.6
26	1'54.000	28.242	30.596	27.303	27.859	339.6			14	24'04.435	30.533	34.186	28.183	27.959	
27	1'53.672	27.996	30.390	27.236	28.050	340.6			15	1'52.640	27.916	30.104	26.940	27.680	339.6
28	1'54.055	28.063	30.574	27.292	28.126	341.7			16	1'52.731	27.902	30.162	26.907	27.760	339.6
29	2'06.215 P	31.385	33.665	29.411	31.754	338.5			17	1'52.992	27.831	30.331	27.051	27.779	338.5
30	14'54.825	28.760	31.952	28.094	28.463				18	2'03.369 P	31.794	31.778	29.028	30.769	338.5
31	1'54.582	28.394	30.530	27.476	28.182	340.6			19	18'01.193	28.805	31.628	27.597	27.975	
32	1'58.573 P	28.788	31.050	27.911	30.824	348.3	20	1'53.302	27.794	30.655	27.173	27.680	341.7		
33	14'26.023	28.333	32.563	28.302	28.249		21	1'52.703	27.830	30.214	27.004	27.655	342.8		
34	1'52.500	27.815	30.157	26.915	27.613	343.9	unfinished	27.712	30.220	27.003			342.8		
unfinished		27.823	30.249			343.9									

5th		93	Marc MARQUEZ		Gresini Racing MotoG		SPA
unfinished		Runs=7	Total laps=24	Full laps=13		Valid laps=15	
1	2'02.018	31.024	32.754	28.687	29.553		
2	1'58.872	29.212	33.134	28.016	28.510	338.5	
3	2'04.416 P	29.724	31.571	28.445	34.676	339.6	
4	11'47.747	28.876	31.999	28.041	28.538		
5	1'54.522	28.329	30.644	27.411	28.138	340.6	
6	1'53.792	28.136	30.420	27.197	28.039	340.6	
7	2'00.452 P	29.308	32.046	28.347	30.751	341.7	
8	15'12.725	30.997	32.175	28.281	28.506		
9	1'54.328	28.332	30.679	27.270	28.047	340.6	
10	1'53.282	28.009	30.279	27.077	27.917	340.6	
11	1'53.017	27.886	30.261	26.945	27.925	342.8	
12	1'56.875 P	27.903	30.355	27.475	31.142	343.9	
13	15'13.718	29.388	32.366	28.476	28.727		
14	1'55.848	28.734	31.316	27.574	28.224	340.6	
15	1'57.091 P	28.267	30.741	27.467	30.616	341.7	
16	23'53.910	30.110	32.417	28.247	28.519		
17	1'53.410	28.075	30.340	27.129	27.866	339.6	
18	1'52.516	27.751	30.194	26.870	27.701	340.6	
19	1'52.887	27.852	30.139	27.016	27.880	341.7	
20	2'01.681 P	29.505	32.159	28.752	31.265	340.6	
21	19'32.121	29.499	33.162	28.252	28.537		
22	1'54.793	28.218	30.857	27.458	28.260	341.7	
23	1'53.615	28.113	30.453	27.147	27.902	340.6	
24	1'53.075	27.904	30.308	26.965	27.898	341.7	
unfinished		29.531	32.296			341.7	

7th		72	Marco BEZZECCHI		Pertamina Enduro VR		ITA
unfinished		Runs=4	Total laps=23	Full laps=15		Valid laps=15	
1	2:16'07.630	32.628	32.404	28.551	29.048		
2	1'56.072	28.502	30.860	28.198	28.512	345.0	
3	1'54.501	28.089	30.535	27.718	28.159	341.7	
4	1'53.232	27.967	30.292	27.102	27.871	340.6	
5	1'57.049	28.063	31.865	28.733	28.388	340.6	
6	2'02.535 P	28.171	34.169	29.447	30.748	343.9	
7	12'48.480	31.094	32.072	28.043	28.203		
8	1'53.750	28.144	30.380	27.400	27.826	341.7	
9	1'53.221	27.930	30.285	27.207	27.799	341.7	
10	1'53.496	27.892	30.293	27.301	28.010	342.8	
11	2'03.472 P	27.957	33.578	31.448	30.489	341.7	
12	27'32.940	30.342	32.281	28.852	28.309		
13	1'53.489	28.141	30.369	27.200	27.779	341.7	
14	1'53.343	27.851	30.553	27.110	27.829	341.7	
15	1'52.958	27.852	30.207	27.118	27.781	342.8	
16	1'55.426	28.844	30.551	27.661	28.370	342.8	
17	1'55.428 P	27.883	30.342	27.133	30.070	342.8	
18	12'29.214	31.230	33.518	29.315	28.673		
19	1'55.155	28.619	30.740	27.437	28.359	343.9	
20	1'53.833	27.997	30.456	27.403	27.977	341.7	
21	1'52.756	27.748	30.152	27.020	27.836	342.8	
22	1'52.701	27.689	30.234	27.052	27.726	342.8	
23	2'01.642 P	31.536	32.517	27.714	29.875	343.9	

8th		31	Pedro ACOSTA		Red Bull GASGAS Te		SPA
unfinished		Runs=7	Total laps=41	Full laps=30		Valid laps=30	
1	1:07'44.647 P	30.938	35.124	28.788	31.469		
2	25'41.937	29.361	32.272	28.433	28.959		
3	1'55.254	28.273	30.679	27.518	28.784	342.8	

Fastest Lap:	Enea BASTIANINI	Ducati Lenovo Team	ITA	1'52.136	27.728	29.980	26.830	27.598
---------------------	-----------------	--------------------	-----	-----------------	--------	--------	--------	--------

These data/results cannot be reproduced, stored and/or transmitted in whole or in part by any manner of electronic, mechanical, photocopying, recording, broadcasting or otherwise now known or herein after developed without the previous express consent by the copyright owner, except for reproduction in daily press and regular printed publications on sale to the public within 60 days of the event related to those data/results and always provided that copyright symbol appears together as follows below.
© DORNA, 2024

Day 2 Practice

MotoGP

Lap	Lap Time	T1	T2	T3	T4	Speed	Lap	Lap Time	T1	T2	T3	T4	Speed		
4	1'55.944	28.409	30.644	27.485	29.406	341.7	16	2'09.412	P	34.289	33.047	29.014	33.062	338.5	
5	1'54.552	28.264	30.570	27.410	28.308	341.7	17	13'40.776		28.656	31.219	27.551	27.979		
6	1'58.595	31.216	31.240	27.920	28.219	342.8	18	1'53.688		28.079	30.432	27.285	27.892	339.6	
7	1'54.983	28.352	30.615	27.589	28.427	343.9	19	1'53.198		28.032	30.267	27.109	27.790	339.6	
8	1'54.785	28.245	30.502	27.409	28.629	343.9	20	2'02.397	P	30.472	32.386	28.259	31.280	324.3	
9	2'06.215	P	30.585	33.594	29.646	32.390	341.7	10th 12 Maverick VIÑALES Aprilia Racing SPA							
10	15'30.373	P	29.807	32.504	29.418	32.482	Runs=3 Total laps=18 Full laps=12 Valid laps=12								
11	10'35.904		29.312	32.317	28.320	28.646	1	2:21'42.042		30.651	31.976	28.069	28.843		
12	1'54.438		28.239	30.536	27.359	28.304	341.7	2	1'54.167		28.261	30.609	27.237	28.060	336.4
13	1'54.646		28.114	30.408	27.478	28.646	341.7	3	1'53.282		28.105	30.212	27.027	27.938	336.4
14	1'53.949		28.185	30.375	27.393	27.996	341.7	4	1'53.477		28.117	30.275	27.063	28.022	336.4
15	2'00.413		29.884	32.420	29.598	28.511	341.7	5	1'53.674		28.138	30.284	27.044	28.208	335.4
16	1'53.804		28.154	30.467	27.203	27.980	342.8	6	2'04.897	P	31.438	32.246	29.194	32.019	318.5
17	2'01.149	P	29.945	31.881	28.650	30.673	341.7	7	11'42.637		29.216	31.155	27.769	28.027	
18	10'41.076		30.185	32.502	28.627	29.032		8	1'53.050		27.947	30.221	27.137	27.745	339.6
19	1'54.909		28.587	30.588	27.297	28.437	340.6	9	1'53.094		27.869	30.140	27.090	27.995	337.5
20	1'54.374		28.327	30.504	27.254	28.289	340.6	10	1'56.717		30.368	30.690	27.394	28.265	337.5
21	1'54.033		28.241	30.343	27.321	28.128	341.7	11	1'52.924		27.908	30.219	26.954	27.843	337.5
22	1'57.412		28.277	31.422	28.687	29.026	341.7	12	2'03.785	P	30.395	32.088	28.759	32.543	337.5
23	1'54.189		28.173	30.512	27.328	28.176	342.8	13	37'05.643		29.080	31.432	27.618	28.354	
24	2'03.414	P	29.203	32.304	29.283	32.624	341.7	14	1'53.469		28.046	30.458	27.131	27.834	338.5
25	14'40.665		29.887	32.760	27.864	28.195		15	1'53.237		27.906	30.250	26.954	28.127	337.5
26	1'53.080		27.986	30.176	27.111	27.807	341.7	16	1'52.827		27.898	30.134	26.918	27.877	337.5
27	1'52.803		27.996	30.015	27.070	27.722	341.7	17	1'53.156		27.888	30.306	27.042	27.920	337.5
28	1'53.186		27.963	30.199	27.082	27.942	342.8	18	2'02.022	P	30.280	31.919	28.359	31.464	336.4
29	2'01.329		30.419	31.970	30.800	28.140	340.6	11th 20 Fabio QUARTARAR Monster Energy Yama FRA							
30	1'53.492		27.889	30.262	27.459	27.882	343.9	Runs=5 Total laps=24 Full laps=14 Valid laps=14							
31	1'52.843		27.858	30.147	27.133	27.705	346.1	1	1:48'58.969		28.964	33.685	28.649	30.736	
32	2'06.038	P	31.959	33.870	28.330	31.879	342.8	2	1'55.316		28.589	30.926	27.618	28.183	341.7
33	30'08.095		31.784	33.915	28.288	28.490		3	1'54.122		28.039	30.578	27.483	28.022	346.1
34	1'54.208		28.635	30.428	27.203	27.942	343.9	4	1'58.579	P	30.387	31.136	27.866	29.190	345.0
35	1'53.187		27.986	30.182	27.088	27.931	342.8	5	19'25.324		28.187	31.970	28.111	28.548	
36	1'53.562		28.049	30.473	27.233	27.807	342.8	6	1'54.656		28.252	30.649	27.679	28.076	343.9
37	2'35.216		27.895	1'10.607	28.385	28.329	341.7	7	1'58.866		28.765	31.072	28.150	30.879	347.2
38	1'54.230		28.145	30.900	27.245	27.940	340.6	8	1'54.114		28.017	30.562	27.481	28.054	346.1
39	1'53.318		27.960	30.289	27.209	27.860	339.6	9	1'53.996		28.076	30.484	27.340	28.096	346.1
40	1'53.383		28.003	30.315	27.234	27.831	339.6	10	2'02.156	P	31.549	32.433	28.324	29.850	345.0
41	1'53.372		28.079	30.324	27.165	27.804	339.6	11	24'22.263		30.769	32.314	27.942	28.344	
9th 41 Aleix ESPARGARO Aprilia Racing SPA							12	1'54.836		28.663	30.627	27.463	28.083	342.8	
Runs=4 Total laps=20 Full laps=12 Valid laps=12							13	1'53.784		28.002	30.418	27.336	28.028	343.9	
1	2:34'22.686		30.158	32.639	28.948	28.915	14	2'00.525	P	28.010	34.811	28.187	29.517	343.9	
2	1'56.040		28.750	31.087	27.880	28.323	338.5	15	14'23.739		29.124	31.683	27.836	28.201	
3	1'54.728		28.333	30.749	27.495	28.151	339.6	16	1'53.198		28.020	30.224	27.144	27.810	342.8
4	4'33.693	P	29.210	31.654	29.638	3'03.191	339.6	17	1'52.856		27.817	30.152	27.116	27.771	343.9
5	16'31.134		30.457	32.201	28.205	28.574		18	1'53.138		27.855	30.340	27.161	27.782	345.0
6	1'54.347		28.274	30.416	27.169	28.488	337.5	19	2'01.833	P	31.139	33.169	27.708	29.817	343.9
7	1'53.727		28.147	30.389	27.228	27.963	338.5	20	29'07.283		28.730	32.142	28.003	28.176	
8	1'53.291		27.934	30.278	27.155	27.924	339.6	21	1'53.645		28.034	30.330	27.317	27.964	343.9
9	1'53.170		27.917	30.240	27.056	27.957	339.6	22	1'53.637		27.955	30.369	27.339	27.974	345.0
10	1'53.086		27.815	30.216	27.118	27.937	338.5	23	1'53.731		27.963	30.496	27.299	27.973	343.9
11	2'02.686	P	30.822	32.987	27.801	31.076	324.3	24	2'00.147	P	27.951	32.622	29.198	30.376	343.9
12	14'43.100		28.548	31.212	27.935	28.049		Fastest Lap: Enea BASTIANINI Ducati Lenovo Team ITA 1'52.136 27.728 29.980 26.830 27.598							
13	1'53.762		28.144	30.300	27.250	28.068	338.5	These data/results cannot be reproduced, stored and/or transmitted in whole or in part by any manner of electronic, mechanical, photocopying, recording, broadcasting or otherwise now known or herein after developed without the previous express consent by the copyright owner, except for reproduction in daily press and regular printed publications on sale to the public within 60 days of the event related to those data/results and always provided that copyright symbol appears together as follows below.							
14	1'53.319		27.926	30.385	27.073	27.935	338.5	© DORNA, 2024							
15	1'52.813		27.866	30.189	26.993	27.765	338.5	Official MotoGP Timing by TISSOT							
						www.motogp.com									

Official MotoGP Timing by TISSOT
www.motogp.com



Day 2 Practice

MotoGP

Lap	Lap Time	T1	T2	T3	T4	Speed	Lap	Lap Time	T1	T2	T3	T4	Speed		
12th	49	Fabio DI GIANNANT Pertamina Enduro VR ITA					10	1'57.238	P	28.154	30.652	27.704	30.728	336.4	
		Runs=4	Total laps=21	Full laps=14	Valid laps=14		11	12'31.495		29.382	31.501	27.969	28.247		
1	2:14'53.028	32.462	32.438	28.448	28.698		12	1'54.267		28.207	30.548	27.398	28.114	336.4	
2	1'55.305	28.597	30.874	27.680	28.154	340.6	13	2'01.879	P	32.435	31.453	27.988	30.003	337.5	
3	1'54.452	28.102	30.644	27.503	28.203	340.6	14	10'23.126		28.920	31.943	28.155	28.286		
4	1'54.021	28.151	30.509	27.363	27.998	340.6	15	1'54.672		28.345	30.665	27.611	28.051	336.4	
5	1'54.291	28.138	30.561	27.421	28.171	341.7	16	1'53.873		28.064	30.483	27.376	27.950	336.4	
6	2'06.573	P	30.760	33.055	29.360	33.398	340.6	17	1'59.969	P	30.149	32.080	28.370	29.370	337.5
7	15'13.455		31.675	32.688	28.147	28.230		18	14'31.139		30.100	33.218	27.971	28.063	
8	1'53.981		28.165	30.504	27.352	27.960	341.7	19	1'53.566		28.028	30.334	27.380	27.824	339.6
9	1'53.327		27.943	30.286	27.243	27.855	341.7	20	1'53.898		27.956	30.472	27.292	28.178	337.5
10	1'53.140		27.885	30.301	27.149	27.805	340.6	21	1'53.477		27.906	30.374	27.189	28.008	339.6
11	1'53.587		28.207	30.253	27.247	27.880	341.7	22	1'53.280		27.876	30.429	27.176	27.799	342.8
12	2'09.648	P	30.484	34.086	30.839	34.239	341.7	23	2'04.567	P	30.260	33.073	30.183	31.051	341.7
13	20'44.487		30.422	31.687	28.312	28.460									
14	1'53.543		28.051	30.397	27.230	27.865	339.6								
15	1'53.317		28.040	30.342	27.097	27.838	341.7								
16	1'53.069		27.869	30.248	27.101	27.851	341.7								
17	2'04.746	P	30.409	33.082	29.088	32.167	340.6								
18	37'48.884		30.270	32.029	27.928	28.135									
19	1'55.534		27.989	30.416	29.059	28.070	340.6								
20	1'53.091		27.851	30.291	27.129	27.820	340.6								
21	1'53.044		27.757	30.313	27.053	27.921	341.7								
13th	33	Brad BINDER Red Bull KTM Factory RSA													
		Runs=5	Total laps=17	Full laps=9	Valid laps=9										
1	2:01'08.425	P	36.428	37.679	32.708	34.208									
2	25'45.181		31.625	32.639	28.971	28.653									
3	1'56.168		28.713	30.829	27.724	28.902	341.7								
4	1'54.389		28.193	30.557	27.491	28.148	341.7								
5	1'54.489		28.145	30.750	27.403	28.191	342.8								
6	2'03.876	P	31.830	31.625	28.196	32.225	341.7								
7	16'52.629		33.505	38.310	28.741	28.732									
8	1'56.733		29.191	31.361	27.985	28.196	341.7								
9	1'54.427		28.253	30.383	27.464	28.327	341.7								
10	1'53.893		28.077	30.356	27.306	28.154	341.7								
11	2'09.804	P	35.235	34.408	28.252	31.909	341.7								
12	12'51.238		30.313	31.040	27.894	28.115									
13	1'53.226		27.934	30.222	27.305	27.765	342.8								
14	1'53.344		28.007	30.220	27.204	27.913	345.0								
15	2'08.274	P	32.180	31.925	27.786	36.383	342.8								
16	40'10.198		29.714	32.850	28.332	28.534									
17	1'53.842		28.152	30.318	27.322	28.050	343.9								
	unfinished		27.983	30.236			343.9								
14th	10	Luca MARINI Repsol Honda Team ITA													
		Runs=5	Total laps=23	Full laps=13	Valid laps=13										
1	2:34'07.849		31.545	32.296	29.601	28.835									
2	1'56.230		28.580	31.082	27.993	28.575	335.4								
3	1'54.521		28.252	30.643	27.496	28.130	337.5								
4	1'54.337		28.248	30.578	27.434	28.077	336.4								
5	1'54.165		28.073	30.539	27.472	28.081	339.6								
6	2'02.224	P	30.126	32.513	29.205	30.380	337.5								
7	14'16.794		29.457	35.463	28.380	28.594									
8	1'55.138		28.546	30.732	27.676	28.184	333.3								
9	1'54.526		28.190	30.675	27.501	28.160	335.4								
15th	43	Jack MILLER Red Bull KTM Factory AUS													
		Runs=3	Total laps=16	Full laps=10	Valid laps=10										
1	2:39'10.043		31.059	33.109	28.874	28.737									
2	1'55.978		28.459	30.953	27.987	28.579	336.4								
3	1'55.463		28.414	30.853	27.785	28.411	336.4								
4	1'57.911		28.124	33.654	27.775	28.358	337.5								
5	1'54.743		28.125	30.633	27.721	28.264	338.5								
6	2'08.017	P	31.446	33.917	29.246	33.408	338.5								
7	11'16.652		38.013	32.597	28.073	28.266									
8	1'54.077		28.085	30.423	27.495	28.074	340.6								
9	1'54.037		28.011	30.301	27.491	28.234	339.6								
10	1'54.670		28.076	30.517	27.822	28.255	338.5								
11	2'03.359	P	28.209	32.665	30.202	32.283	337.5								
12	12'12.698		35.727	31.154	27.534	27.929									
13	1'53.610		28.015	30.297	27.444	27.854	340.6								
14	1'55.750		28.380	32.259	27.306	27.805	340.6								
15	1'53.430		27.969	30.260	27.258	27.943	340.6								
16	2'00.316	P	28.433	32.475	28.682	30.726	340.6								
16th	88	Miguel OLIVEIRA Trackhouse Racing POR													
		Runs=7	Total laps=35	Full laps=21	Valid laps=21										
1	1:05'40.370		30.870	32.739	28.862	29.528									
2	2'00.700		31.580	32.044	28.385	28.691	337.5								
3	1'55.435		28.669	30.787	27.677	28.302	339.6								
4	1'57.953	P	28.513	30.675	27.536	31.229	339.6								
5	12'48.537		33.218	32.113	28.405	28.710									
6	1'55.104		28.701	30.698	27.559	28.146	339.6								
7	1'54.787		28.488	30.583	27.508	28.208	341.7								
8	1'59.756		28.431	33.546	28.894	28.885	338.5								
9	1'54.843		28.387	30.689	27.586	28.181	338.5								
10	2'03.693	P	30.203	32.224	28.765	32.501	339.6								
11	24'35.280		31.480	32.266	29.090	28.855									
12	1'56.126		28.638	31.217	27.900	28.371	339.6								
13	2'05.050	P	28.177	30.774	29.483	36.616	339.6								
14	19'15.921		31.874	32.238	28.748	28.682									
15	1'54.242		28.274	30.492	27.434	28.042	340.6								
16	1'58.563		28.099	33.680	28.404	28.380	340.6								
17	1'53.599		28.094	30.392	27.243	27.870	339.6								
18	1'59.651	P	29.119	31.641	28.213	30.678	339.6								
19	13'59.034		37.599	32.040	28.504	28.867									
20	1'55.147		28.409	30.863	27.725										

Day 2 Practice

MotoGP

Lap	Lap Time	T1	T2	T3	T4	Speed	Lap	Lap Time	T1	T2	T3	T4	Speed
21	1'54.313	28.249	30.501	27.484	28.079	340.6	14	1'54.993	28.400	30.720	27.404	28.469	339.6
22	1'53.962	28.126	30.510	27.332	27.994	339.6	15	1'54.930	28.416	30.736	27.466	28.312	339.6
23	2'01.794 P	29.751	32.433	28.723	30.887	339.6	16	1'55.019	28.341	30.854	27.569	28.255	340.6
24	16'03.579	30.619	31.826	28.124	28.142		17	1'54.883	28.305	30.740	27.557	28.281	338.5
25	1'53.462	27.961	30.358	27.311	27.832	340.6	18	2'02.053	31.688	32.663	27.937	29.765	338.5
26	1'53.625	28.033	30.294	27.281	28.017	338.5	19	1'54.688	28.319	30.670	27.489	28.210	338.5
27	1'55.443	28.022	30.323	27.137	29.961	339.6	20	2'19.484 P	35.737	35.484	34.547	33.716	340.6
28	1'53.596	28.056	30.397	27.262	27.881	340.6	21	24'51.570	31.550	35.936	34.101	28.563	
29	2'02.227 P	31.242	33.206	27.487	30.292	338.5	22	1'57.532	28.394	32.596	28.167	28.375	340.6
30	22'09.991	30.851	32.479	28.524	28.602		23	1'54.458	28.297	30.509	27.521	28.131	338.5
31	1'54.444	28.211	30.645	27.597	27.991	339.6	24	1'53.800	28.112	30.372	27.246	28.070	338.5
32	1'53.840	28.121	30.397	27.323	27.999	339.6	25	1'54.140	28.067	30.556	27.291	28.226	340.6
33	1'58.652	28.139	32.688	29.302	28.523	340.6	26	1'54.472	28.240	30.628	27.385	28.219	339.6
34	1'53.472	27.999	30.377	27.193	27.903	340.6	27	1'59.161	31.110	31.939	27.798	28.314	336.4
35	1'59.827 P	29.602	32.103	28.653	29.469	341.7	28	1'54.157	28.255	30.512	27.312	28.078	336.4
							29	2'19.226 P	33.426	40.431	30.590	34.779	338.5

17th 73 Alex MARQUEZ Gresini Racing MotoG SPA
Runs=4 Total laps=22 Full laps=14 Valid laps=14

1	2:18'24.276	30.399	32.944	28.839	28.842	
2	1'55.458	28.677	31.021	27.590	28.170	337.5
3	1'53.927	28.091	30.589	27.159	28.088	338.5
4	1'58.202	30.653	31.756	27.554	28.239	338.5
5	1'53.654	27.889	30.422	27.362	27.981	338.5
6	2'01.518 P	29.136	32.589	28.342	31.451	338.5
7	17'05.810	31.198	32.960	28.412	28.729	
8	1'55.618	28.736	31.062	27.557	28.263	337.5
9	1'54.803	28.402	30.725	27.400	28.276	338.5
10	1'54.627	28.167	30.715	27.361	28.384	339.6
11	1'54.381	28.184	30.716	27.375	28.106	339.6
12	2'01.863 P	29.889	32.383	28.199	31.392	338.5
13	16'53.338	29.347	32.479	28.324	28.729	
14	1'54.641	28.397	30.627	27.511	28.106	337.5
15	1'53.788	27.975	30.466	27.234	28.113	337.5
16	1'53.672	28.029	30.478	27.154	28.011	337.5
17	2'02.115 P	28.019	32.940	30.779	30.377	337.5
18	17'32.243	29.187	31.921	28.181	28.516	
19	1'54.384	28.245	30.701	27.332	28.106	337.5
20	1'57.400	28.000	30.498	29.608	29.294	336.4
21	1'53.706	28.023	30.347	27.159	28.177	338.5
22	1'58.246 P	27.990	30.524	28.778	30.954	338.5

18th 35 Cal CRUTCHLOW Yamaha Factory Raci GBR
Runs=4 Total laps=29 Full laps=21 Valid laps=21

1	1:10'27.647	32.462	33.632	29.598	31.060	
2	2'01.248	29.590	32.248	28.389	31.021	336.4
3	1'57.047	29.148	31.139	28.079	28.681	335.4
4	1'55.765	28.555	30.870	27.682	28.658	338.5
5	2'10.551	33.649	40.066	28.258	28.578	338.5
6	2'01.123 P	28.801	30.986	29.804	31.532	339.6
7	22'03.419	31.631	33.496	29.300	29.030	
8	2'05.099	28.719	37.855	28.970	29.555	338.5
9	1'55.091	28.495	30.902	27.464	28.230	338.5
10	1'55.295	28.382	30.695	27.684	28.534	338.5
11	2'10.375 P	34.019	34.033	29.144	33.179	339.6
12	36'11.929	32.612	34.684	29.158	28.773	
13	1'56.588	28.656	31.247	28.011	28.674	340.6

19th 37 Augusto FERNAND Red Bull GASGAS Te SPA
Runs=8 Total laps=46 Full laps=30 Valid laps=30

1	41'03.494	32.875	33.940	29.062	29.295	
2	1'57.241	29.417	31.461	27.894	28.469	336.4
3	1'55.657	28.525	30.915	27.749	28.468	337.5
4	1'56.333	28.513	30.934	28.072	28.814	336.4
5	1'56.076	28.663	31.021	27.766	28.626	335.4
6	2'09.566 P	28.767	35.682	31.253	33.864	335.4
7	14'43.472	32.979	33.109	28.685	29.824	
8	1'54.951	28.592	30.700	27.351	28.308	336.4
9	1'54.543	28.421	30.497	27.408	28.217	334.3
10	2'01.349	28.364	30.713	31.439	30.833	334.3
11	1'55.009	28.462	30.594	27.475	28.478	335.4
12	2'01.017 P	28.364	30.643	28.937	33.073	335.4
13	13'13.812	31.632	33.472	28.890	28.984	
14	1'55.086	28.489	30.698	27.476	28.423	336.4
15	2'01.044	28.280	33.733	29.984	29.047	335.4
16	1'54.956	28.368	30.692	27.461	28.435	335.4
17	1'54.810	28.385	30.566	27.468	28.391	334.3
18	2'11.012 P	28.414	35.192	31.670	35.736	335.4
19	21'16.241	31.247	33.437	28.961	28.869	
20	1'59.684	28.444	33.098	28.655	29.487	337.5
21	2'12.955 P	33.430	32.642	31.466	35.417	249.4
22	9'57.678	30.962	33.244	28.922	28.967	
23	1'55.182	28.447	30.957	27.502	28.276	336.4
24	1'54.771	28.330	30.665	27.388	28.388	335.4
25	1'54.500	28.308	30.528	27.354	28.310	335.4
26	1'54.514	28.242	30.506	27.440	28.326	336.4
27	2'04.607 P	28.345	34.361	30.349	31.552	337.5
28	21'48.025	31.211	32.169	27.811	28.290	
29	1'55.888	28.158	30.562	27.239	29.929	337.5
30	1'53.861	28.106	30.406	27.171	28.178	337.5
31	1'54.277	28.083	30.500	27.288	28.406	336.4
32	1'56.956	28.189	30.509	28.298	29.960	336.4
33	2'47.404 P	1'06.275	39.292	30.002	31.835	335.4
34	18'07.354	29.049	36.150	28.449	28.827	
35	1'55.338	28.440	31.380	27.288	28.230	338.5
36	2'03.996	28.397	31.527	31.665	32.407	339.6
37	1'54.767	28.384	30.730	27.328	28.325	339.6

Fastest Lap: Enea BASTIANINI Ducati Lenovo Team ITA **1'52.136** 27.728 29.980 26.830 27.598

These data/results cannot be reproduced, stored and/or transmitted in whole or in part by any manner of electronic, mechanical, photocopying, recording, broadcasting or otherwise now known or herein after developed without the previous express consent by the copyright owner, except for reproduction in daily press and regular printed publications on sale to the public within 60 days of the event related to those data/results and always provided that copyright symbol appears together as follows below.
© DORNA, 2024

Day 2 Practice

MotoGP

Lap	Lap Time	T1	T2	T3	T4	Speed	Lap	Lap Time	T1	T2	T3	T4	Speed
38	1'54.436	28.330	30.672	27.235	28.199	335.4	3	1'55.299	28.433	30.763	27.964	28.139	335.4
39	2'06.322	33.783	32.480	31.766	28.293	336.4	4	1'54.715	28.262	30.669	27.537	28.247	336.4
40	1'57.067 P	28.264	30.494	27.501	30.808	340.6	5	2'07.280 P	32.512	33.686	29.056	32.026	335.4
41	13'40.446	33.846	32.502	28.116	30.419		6	14'20.213	29.036	33.691	28.432	28.572	
42	1'54.492	28.365	30.619	27.283	28.225	342.8	7	1'54.900	28.355	30.850	27.627	28.068	335.4
43	1'54.138	28.110	30.403	27.277	28.348	339.6	8	1'54.253	28.202	30.568	27.511	27.972	337.5
44	1'54.399	28.045	30.667	27.288	28.399	338.5	9	2'01.527 P	28.723	32.028	28.580	32.196	338.5
45	1'59.098	28.198	35.166	27.516	28.218	338.5	10	13'28.802	29.904	34.300	30.926	28.159	
46	2'07.799 P	28.170	30.481	34.917	34.231	341.7	11	1'54.243	28.243	30.515	27.519	27.966	338.5
							12	1'54.133	28.060	30.509	27.504	28.060	336.4
							13	2'11.729 P	28.117	41.097	29.888	32.627	336.4
							14	13'02.829	33.011	32.342	28.187	28.360	
							15	1'58.326	28.251	34.109	27.618	28.348	336.4
							16	1'53.868	28.081	30.399	27.417	27.971	336.4
							17	2'16.525 P	28.017	38.417			337.5

20th 51 Michele PIRRO Prima Pramac Racing ITA
Runs=5 Total laps=38 Full laps=29 Valid laps=29

1	1:14'36.795	37.931	34.417	29.507	29.460	
2	1'57.561	29.231	31.638	28.196	28.496	332.3
3	1'55.945	28.509	31.171	27.897	28.368	333.3
4	1'56.165	28.606	31.239	27.907	28.413	332.3
5	1'55.967	28.458	31.293	27.702	28.514	333.3
6	1'56.621	28.770	31.329	27.961	28.561	332.3
7	1'56.148	28.600	31.094	27.835	28.619	333.3
8	2'05.235	33.749	33.159	28.948	29.379	334.3
9	2'10.086 P	29.873	33.307	30.336	36.570	330.2
10	21'54.282	33.349	33.319	29.001	29.161	
11	1'58.102	28.913	31.725	28.121	29.343	332.3
12	1'57.083	29.077	31.448	27.928	28.630	331.2
13	1'55.939	28.548	31.108	27.717	28.566	332.3
14	1'56.832	28.875	31.302	28.023	28.632	334.3
15	2'10.738 P	29.436	31.632	29.098	40.572	332.3
16	26'49.470	32.508	33.021	28.609	28.979	
17	1'55.141	28.403	30.923	27.494	28.321	333.3
18	1'55.087	28.271	31.293	27.371	28.152	334.3
19	1'54.944	28.311	30.897	27.476	28.260	334.3
20	1'55.157	28.364	31.004	27.526	28.263	334.3
21	1'55.140	28.473	30.997	27.493	28.177	334.3
22	1'55.447	28.171	30.899	27.603	28.774	335.4
23	1'56.313	28.446	31.379	27.964	28.524	333.3
24	2'13.509 P	32.631	34.751	30.828	35.299	333.3
25	31'21.642	32.504	35.340	38.769	29.887	
26	1'56.752	28.894	31.442	27.787	28.629	333.3
27	1'55.698	28.410	31.606	27.558	28.124	331.2
28	1'54.612	28.285	30.843	27.388	28.096	337.5
29	1'56.460	29.011	31.096	27.836	28.517	338.5
30	1'54.641	28.233	30.944	27.396	28.068	334.3
31	1'54.938	28.186	30.946	27.497	28.309	334.3
32	1'55.152	28.338	30.960	27.618	28.236	333.3
33	2'12.633 P	31.102	35.355	30.118	36.058	334.3
34	21'26.579	30.032	32.907	29.277	31.676	
35	1'54.903	28.199	31.062	27.434	28.208	334.3
36	1'54.002	28.146	30.757	27.148	27.951	334.3
37	1'53.867	27.982	30.614	27.274	27.997	335.4
38	1'55.251	28.169	31.067	27.707	28.308	336.4
	unfinished	28.414				335.4

21st 5 Johann ZARCO CASTROL Honda LC FRA
Runs=4 Total laps=17 Full laps=9 Valid laps=9

1	2:35'56.833	32.182	33.693	29.466	28.823	
2	1'57.072	29.232	31.341	28.116	28.383	336.4

22nd 30 Takaaki NAKAGAMI IDEMITSU Honda LC JPN
Runs=4 Total laps=19 Full laps=11 Valid laps=11

1	46'12.448	34.911	35.904	30.379	29.838	
2	1'59.358	29.485	32.343	28.875	28.655	334.3
3	1'55.915	28.914	31.020	27.819	28.162	333.3
4	1'54.978	28.474	30.556	27.759	28.189	335.4
5	2'09.884 P	31.281	34.007	30.250	34.346	334.3
6	2:00'08.802	42.720	35.043	30.166	29.675	
7	2'02.277	31.677	32.629	29.481	28.490	334.3
8	1'55.282	28.439	30.999	27.729	28.115	337.5
9	1'54.172	28.280	30.502	27.443	27.947	337.5
10	2'07.798 P	31.507	34.782	28.927	32.582	337.5
11	18'13.682	38.790	33.356	29.823	29.234	
12	1'59.868	28.867	32.705	29.575	28.721	335.4
13	1'54.666	28.259	30.645	27.697	28.065	336.4
14	1'54.028	28.121	30.446	27.510	27.951	338.5
15	2'05.904 P	30.472	33.180	29.667	32.585	337.5
16	13'41.526	31.303	33.766	29.670	29.096	
17	1'57.793	28.902	31.905	28.432	28.554	336.4
18	1'54.464	28.320	30.522	27.563	28.059	336.4
19	2'06.933 P	30.709	33.764	30.067	32.393	337.5

23rd 36 Joan MIR Repsol Honda Team SPA
Runs=2 Total laps=6 Full laps=2 Valid laps=2

1	1:36'59.082	29.429	32.584	28.719	28.837	
2	1'55.483	28.595	30.886	27.668	28.334	335.4
3	1'59.355	28.417	33.308	28.279	29.351	335.4
4	2'08.242 P	35.271	31.549	28.715	32.707	336.4
5	17'01.225	28.278	31.656	28.086	28.509	
6	3'42.206 P	1'07.263	54.114	48.124	52.705	225.0

24th 32 Lorenzo SAVADORI Aprilia Racing ITA
Runs=2 Total laps=8 Full laps=5 Valid laps=7

1	3:23'07.447	33.757	36.427	31.578	32.411	
2	2'08.648	31.625	35.000	29.982	32.041	332.3
3	2'10.844	33.695	34.019	29.733	33.397	334.3
4	2'06.311	29.930	32.783	29.065	34.533	337.5
	unfinished					43.2
5	2'12.649 *	34.13*	36.790	30.893	30.829	
6	2'10.066	29.958	34.059	35.582	30.467	338.5

Fastest Lap: Enea BASTIANINI Ducati Lenovo Team ITA **1'52.136** 27.728 29.980 26.830 27.598

These data/results cannot be reproduced, stored and/or transmitted in whole or in part by any manner of electronic, mechanical, photocopying, recording, broadcasting or otherwise now known or herein after developed without the previous express consent by the copyright owner, except for reproduction in daily press and regular printed publications on sale to the public within 60 days of the event related to those data/results and always provided that copyright symbol appears together as follows below.
© DORNA, 2024

Day 2 Practice

MotoGP

Lap	Lap Time	T1	T2	T3	T4	Speed	Lap	Lap Time	T1	T2	T3	T4	Speed
7	2'01.400	29.686	32.826	28.873	30.015	338.5							
8	2'05.946	30.050	32.647	32.794	30.455	338.5							

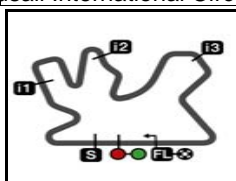
Fastest Lap:	Enea BASTIANINI	Ducati Lenovo Team	ITA	1'52.136	27.728	29.980	26.830	27.598
---------------------	-----------------	--------------------	-----	-----------------	--------	--------	--------	--------

These data/results cannot be reproduced, stored and/or transmitted in whole or in part by any manner of electronic, mechanical, photocopying, recording, broadcasting or otherwise now known or herein after developed without the previous express consent by the copyright owner, except for reproduction in daily press and regular printed publications on sale to the public within 60 days of the event related to those data/results and always provided that copyright symbol appears together as follows below.
 © DORNA, 2024

Official MotoGP Timing by **TISSOT**
 www.motogp.com



Doha, Tuesday, February 20, 2024



5380 m.

Qatar MotoGP™ Official Test

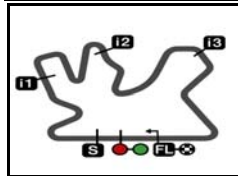
Day 2 Practice

Best Partial Times

IT Ideal Lap Time, sum of the best partial times*BT* Best Lap Time

T1			T2			T3			T4				
Pos	Rider	Time	Rider	Time	Rider	Time	Rider	Time	Pos	Rider	IT	BT	
	1J.MARTIN	27.654	J.MARTIN	29.911	E.BASTIANINI	26.830	E.BASTIANINI	27.598	1	E.BASTIANINI	1'52.078	1'52.136 (1)	
	2E.BASTIANINI	27.670	E.BASTIANINI	29.980	M.MARQUEZ	26.870	A.RINS	27.613	2	J.MARTIN	1'52.168	1'52.168 (2)	
	3M.BEZZECCHI	27.689	P.ACOSTA	30.015	R.FERNANDEZ	26.873	J.MARTIN	27.651	3	F.BAGNAIA	1'52.357	1'52.575 (6)	
	4F.BAGNAIA	27.712	R.FERNANDEZ	30.032	F.BAGNAIA	26.907	F.BAGNAIA	27.655	4	R.FERNANDEZ	1'52.378	1'52.483 (3)	
	5M.MARQUEZ	27.751	F.BAGNAIA	30.083	A.RINS	26.915	R.FERNANDEZ	27.682	5	M.MARQUEZ	1'52.461	1'52.516 (5)	
	6F.DI GIANNANTO	27.757	M.VIÑALES	30.134	M.VIÑALES	26.918	M.MARQUEZ	27.701	6	A.RINS	1'52.500	1'52.500 (4)	
	7R.FERNANDEZ	27.791	M.MARQUEZ	30.139	J.MARTIN	26.952	P.ACOSTA	27.705	7	M.BEZZECCHI	1'52.587	1'52.701 (7)	
	8A.ESPARGARO	27.815	F.QUARTARARO	30.152	A.ESPARGARO	26.993	M.BEZZECCHI	27.726	8	P.ACOSTA	1'52.648	1'52.803 (8)	
	9A.RINS	27.815	M.BEZZECCHI	30.152	M.BEZZECCHI	27.020	M.VIÑALES	27.745	9	M.VIÑALES	1'52.666	1'52.827 (10)	
	10F.QUARTARARO	27.817	A.RINS	30.157	F.DI GIANNANTO	27.053	B.BINDER	27.765	10	A.ESPARGAR	1'52.762	1'52.813 (9)	
	11P.ACOSTA	27.858	A.ESPARGARO	30.189	P.ACOSTA	27.070	A.ESPARGARO	27.765	11	F.QUARTARAR	1'52.856	1'52.856 (11)	
	12M.VIÑALES	27.869	B.BINDER	30.220	F.QUARTARARO	27.116	F.QUARTARARO	27.771	12	F.DI GIANNAN	1'52.863	1'53.044 (12)	
	13L.MARINI	27.876	F.DI GIANNANTO	30.248	M.OLIVEIRA	27.137	L.MARINI	27.799	13	B.BINDER	1'53.123	1'53.226 (13)	
	14A.MARQUEZ	27.889	J.MILLER	30.260	M.PIRRO	27.148	J.MILLER	27.805	14	L.MARINI	1'53.185	1'53.280 (14)	
	15B.BINDER	27.934	M.OLIVEIRA	30.294	A.MARQUEZ	27.154	F.DI GIANNANTO	27.805	15	M.OLIVEIRA	1'53.224	1'53.462 (16)	
	16M.OLIVEIRA	27.961	L.MARINI	30.334	A.FERNANDEZ	27.171	M.OLIVEIRA	27.832	16	J.MILLER	1'53.292	1'53.430 (15)	
	17J.MILLER	27.969	A.MARQUEZ	30.347	L.MARINI	27.176	T.NAKAGAMI	27.947	17	A.MARQUEZ	1'53.371	1'53.654 (17)	
	18M.PIRRO	27.982	C.CRUTCHLOW	30.372	B.BINDER	27.204	M.PIRRO	27.951	18	M.PIRRO	1'53.695	1'53.867 (20)	
	19J.ZARCO	28.017	J.ZARCO	30.399	C.CRUTCHLOW	27.246	J.ZARCO	27.966	19	C.CRUTCHLO	1'53.755	1'53.800 (18)	
	20A.FERNANDEZ	28.045	A.FERNANDEZ	30.403	J.MILLER	27.258	A.MARQUEZ	27.981	20	A.FERNANDEZ	1'53.797	1'53.861 (19)	
	21C.CRUTCHLOW	28.067	T.NAKAGAMI	30.446	J.ZARCO	27.417	C.CRUTCHLOW	28.070	21	J.ZARCO	1'53.799	1'53.868 (21)	
	22T.NAKAGAMI	28.121	M.PIRRO	30.614	T.NAKAGAMI	27.443	A.FERNANDEZ	28.178	22	T.NAKAGAMI	1'53.957	1'54.028 (22)	
	23J.MIR	28.417	J.MIR	30.886	J.MIR	27.668	J.MIR	28.334	23	J.MIR	1'55.305	1'55.483 (23)	
	24L.SAVADORI	29.686	L.SAVADORI	32.647	L.SAVADORI	28.873	L.SAVADORI	30.015	24	L.SAVADORI	2'01.221	2'01.400 (24)	

These data/results cannot be reproduced, stored and/or transmitted in whole or in part by any manner of electronic, mechanical, photocopying, recording, broadcasting or otherwise now known or herein after developed without the previous express consent by the copyright owner, except for reproduction in daily press and regular printed publications on sale to the public within 60 days of the event related to those data/results and always provided that copyright symbol appears together as follows below.
© DORNA, 2024



5380 m.

Qatar MotoGP™ Official Test

Day 2 Practice

Fastest Laps Sequence

<i>Practice Time</i>	 <i>Rider</i>	<i>Nation</i>	<i>Motorcycle</i>	<i>Time</i>	<i>Km/h</i>	<i>Rider's Lap</i>
43'00.735	37 Augusto FERNANDEZ	SPA	KTM	1'57.241	165.1	2
44'56.392	37 Augusto FERNANDEZ	SPA	KTM	1'55.657	167.4	3
52'02.699	30 Takaaki NAKAGAMI	JPN	HONDA	1'54.978	168.4	4
1:07'36.790	37 Augusto FERNANDEZ	SPA	KTM	1'54.951	168.4	8
1:09'31.333	37 Augusto FERNANDEZ	SPA	KTM	1'54.543	169.0	9
1:52'48.407	20 Fabio QUARTARARO	FRA	YAMAHA	1'54.122	169.7	3
2:14'45.816	25 Raul FERNANDEZ	SPA	APRILIA	1'53.869	170.0	5
2:18'08.079	42 Alex RINS	SPA	YAMAHA	1'53.634	170.4	17
2:20'01.639	42 Alex RINS	SPA	YAMAHA	1'53.560	170.5	18
2:21'49.619	23 Enea BASTIANINI	ITA	DUCATI	1'53.365	170.8	4
2:21'51.435	72 Marco BEZZECCHI	ITA	DUCATI	1'53.232	171.0	4
2:33'53.072	25 Raul FERNANDEZ	SPA	APRILIA	1'53.177	171.1	9
2:42'15.869	93 Marc MARQUEZ	SPA	DUCATI	1'53.017	171.3	11
2:44'07.339	1 Francesco BAGNAIA	ITA	DUCATI	1'52.575	172.0	8
3:22'08.773	25 Raul FERNANDEZ	SPA	APRILIA	1'52.483	172.1	20
3:51'26.594	89 Jorge MARTIN	SPA	DUCATI	1'52.168	172.6	23
4:00'14.031	23 Enea BASTIANINI	ITA	DUCATI	1'52.136	172.7	19

These data/results cannot be reproduced, stored and/or transmitted in whole or in part by any manner of electronic, mechanical, photocopying, recording, broadcasting or otherwise now known or herein after developed without the previous express consent by the copyright owner, except for reproduction in daily press and regular printed publications on sale to the public within 60 days of the event related to those data/results and always provided that copyright symbol appears together as follows below.

© DORNA, 2024

Official MotoGP Timing by TISSOT
www.motogp.com



Doha, Tuesday, February 20, 2024