

5380 m.

Qatar MotoGP™ Official Test

Day 2 Practice

Classification

6

	Rider	Nation	Team	Motorcycle	Time	Lap	Total	Gap	Top Speed
1	1 Francesco BAGNAIA	ITA	Ducati Lenovo Team	DUCATI	1'50.952	29	40		351.7
2	23 Enea BASTIANINI	ITA	Ducati Lenovo Team	DUCATI	1'51.072	29	34	0.120 0.120	343.9
3	41 Aleix ESPARGARO	SPA	Aprilia Racing	APRILIA	1'51.260	36	43	0.308 0.188	342.8
4	93 Marc MARQUEZ	SPA	Gresini Racing MotoGP	DUCATI	1'51.335	39	40	0.383 0.075	345.0
5	25 Raul FERNANDEZ	SPA	Trackhouse Racing	APRILIA	1'51.341	50	51	0.389 0.006	346.1
6	12 Maverick VIÑALES	SPA	Aprilia Racing	APRILIA	1'51.387	33	41	0.435 0.046	340.6
7	89 Jorge MARTIN	SPA	Prima Pramac Racing	DUCATI	1'51.466	42	50	0.514 0.079	347.2
8	49 Fabio DI GIANNANTONIO	ITA	Pertamina Enduro VR46 Racing Te	DUCATI	1'51.489	34	48	0.537 0.023	347.2
9	43 Jack MILLER	AUS	Red Bull KTM Factory Racing	KTM	1'51.720	41	42	0.768 0.231	343.9
10	72 Marco BEZZECCHI	ITA	Pertamina Enduro VR46 Racing Te	DUCATI	1'51.758	29	43	0.806 0.038	345.0
11	73 Alex MARQUEZ	SPA	Gresini Racing MotoGP	DUCATI	1'51.944	33	40	0.992 0.186	343.9
12	20 Fabio QUARTARARO	FRA	Monster Energy Yamaha MotoGP	YAMAHA	1'51.965	43	45	1.013 0.021	347.2
13	36 Joan MIR	SPA	Repsol Honda Team	HONDA	1'52.457	21	23	1.505 0.492	339.6
14	42 Alex RINS	SPA	Monster Energy Yamaha MotoGP	YAMAHA	1'52.500	34	54	1.548 0.043	348.3
15	31 Pedro ACOSTA	SPA	Red Bull GASGAS Tech3	KTM	1'52.548	58	58	1.596 0.048	346.1
16	5 Johann ZARCO	FRA	CASTROL Honda LCR	HONDA	1'52.690	25	33	1.738 0.142	345.0
17	33 Brad BINDER	RSA	Red Bull KTM Factory Racing	KTM	1'52.859	34	47	1.907 0.169	345.0
18	35 Cal CRUTCHLOW	GBR	Yamaha Factory Racing	YAMAHA	1'53.012	46	51	2.060 0.153	342.8
19	30 Takaaki NAKAGAMI	JPN	IDEMITSU Honda LCR	HONDA	1'53.118	23	33	2.166 0.106	339.6
20	10 Luca MARINI	ITA	Repsol Honda Team	HONDA	1'53.280	22	44	2.328 0.162	342.8
21	88 Miguel OLIVEIRA	POR	Trackhouse Racing	APRILIA	1'53.332	44	45	2.380 0.052	341.7
22	51 Michele PIRRO	ITA	Prima Pramac Racing	DUCATI	1'53.655	54	60	2.703 0.323	340.6
23	37 Augusto FERNANDEZ	SPA	Red Bull GASGAS Tech3	KTM	1'53.861	30	70	2.909 0.206	342.8
24	32 Lorenzo SAVADORI	ITA	Aprilia Racing	APRILIA	2'01.400	7	12	10.448 7.539	338.5

Practice condition: **Dry**Air: **18°**Humidity: **67%**Ground: **33°**

Fastest Lap:	Lap: 29	Francesco BAGNAIA	1'50.952	174.5 Km/h
Best Race Lap:	2023	Enea BASTIANINI	1'52.978	171.4 Km/h
All Time Lap Record:	2023	Luca MARINI	1'51.762	173.2 Km/h

The results are provisional until the end of the limit for protest and appeals.

Time limit for protest expires 60' after publication of the results - Time:

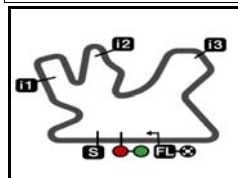
These data/results cannot be reproduced, stored and/or transmitted in whole or in part by any manner of electronic, mechanical, photocopying, recording, broadcasting or otherwise now known or herein after developed without the previous express consent by the copyright owner, except for reproduction in daily press and regular printed publications on sale to the public within 60 days of the event related to those data/results and always provided that copyright symbol appears together as follows below.

© DORNA, 2024

Official MotoGP Timing by **TISSOT**
www.motogp.com



Doha, Tuesday, February 20, 2024



5380 m.

Qatar MotoGP™ Official Test
Day 2 Practice
Top Speed & Average**8**

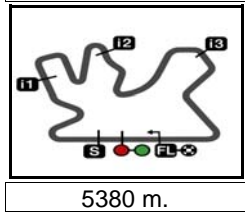
Rider	Nation	Motorcycle	Top 5 speeds					Average	Top
1 Francesco BAGNAIA	ITA	DUCATI	351.7	348.3	345.0	345.0	345.0	346.7	351.7
42 Alex RINS	SPA	YAMAHA	348.3	346.1	345.0	345.0	343.9	344.9	348.3
20 Fabio QUARTARARO	FRA	YAMAHA	347.2	346.1	346.1	346.1	346.1	346.3	347.2
49 Fabio DI GIANNANTONIO	ITA	DUCATI	347.2	347.2	346.1	345.0	342.8	345.2	347.2
89 Jorge MARTIN	SPA	DUCATI	347.2	346.1	345.0	345.0	343.9	344.8	347.2
25 Raul FERNANDEZ	SPA	APRILIA	346.1	346.1	346.1	343.9	343.9	345.0	346.1
31 Pedro ACOSTA	SPA	KTM	346.1	346.1	343.9	343.9	343.9	344.5	346.1
5 Johann ZARCO	FRA	HONDA	345.0	343.9	341.7	339.6	339.6	342.0	345.0
33 Brad BINDER	RSA	KTM	345.0	343.9	343.9	343.9	343.9	344.1	345.0
72 Marco BEZZECCHI	ITA	DUCATI	345.0	345.0	343.9	343.9	343.9	344.1	345.0
93 Marc MARQUEZ	SPA	DUCATI	345.0	345.0	343.9	343.9	342.8	343.9	345.0
23 Enea BASTIANINI	ITA	DUCATI	343.9	343.9	343.9	343.9	343.9	343.9	343.9
43 Jack MILLER	AUS	KTM	343.9	343.9	342.8	341.7	341.7	342.6	343.9
73 Alex MARQUEZ	SPA	DUCATI	343.9	342.8	342.8	341.7	341.7	342.4	343.9
10 Luca MARINI	ITA	HONDA	342.8	341.7	339.6	339.6	339.6	340.5	342.8
35 Cal CRUTCHLOW	GBR	YAMAHA	342.8	341.7	341.7	340.6	340.6	341.0	342.8
37 Augusto FERNANDEZ	SPA	KTM	342.8	341.7	340.6	340.6	340.6	341.2	342.8
41 Aleix ESPARGARO	SPA	APRILIA	342.8	342.8	341.7	341.7	340.6	341.3	342.8
88 Miguel OLIVEIRA	POR	APRILIA	341.7	341.7	341.7	340.6	340.6	340.9	341.7
12 Maverick VIÑALES	SPA	APRILIA	340.6	340.6	340.6	340.6	340.6	340.6	340.6
51 Michele PIRRO	ITA	DUCATI	340.6	338.5	338.5	337.5	337.5	338.2	340.6
30 Takaaki NAKAGAMI	JPN	HONDA	339.6	338.5	338.5	337.5	337.5	337.9	339.6
36 Joan MIR	SPA	HONDA	339.6	338.5	338.5	338.5	338.5	338.6	339.6
32 Lorenzo SAVADORI	ITA	APRILIA	338.5	338.5	338.5	338.5	338.5	338.5	338.5

These data/results cannot be reproduced, stored and/or transmitted in whole or in part by any manner of electronic, mechanical, photocopying, recording, broadcasting or otherwise now known or herein after developed without the previous express consent by the copyright owner, except for reproduction in daily press and regular printed publications on sale to the public within 60 days of the event related to those data/results and always provided that copyright symbol appears together as follows below.

© DORNA, 2024

Official MotoGP Timing by TISSOT
www.motogp.com

Doha, Tuesday, February 20, 2024



Qatar MotoGP™ Official Test
Day 2 Practice
Chronological Analysis of Performances

9

* Lap / Sector time cancelled		T1 Time from finish line to 1st intermediate				T3 Time from 2nd intermed. to 3rd intermed.									
P Crossing the finish line in pit lane		T2 Time from 1st intermed. to 2nd intermed.				T4 Time from 3rd intermediate to finish line									
Lap	Lap Time	T1	T2	T3	T4	Speed	Lap	Lap Time	T1	T2	T3	T4	Speed		
1st	1	Francesco BAGNAI Ducati Lenovo Team ITA					2	1'55.757	28.900	31.024	27.773	28.060	340.6		
		Runs=9	Total laps=40	Full laps=23	Valid laps=23		3	1'53.768	28.341	30.318	27.214	27.895	340.6		
1	2:01'25.468	P	32.369	32.538	29.236	32.924	4	1'53.365	27.973	30.368	27.145	27.879	341.7		
2	11'18.682		30.071	32.609	28.448	28.607	5	1'58.431	27.952	32.566	29.307	28.606	342.8		
3	1'58.672		30.912	31.318	27.987	28.455	340.6	6	1'53.557	28.001	30.363	27.301	27.892	340.6	
4	1'54.111		28.260	30.555	27.343	27.953	340.6	7	2'01.368	P	29.663	31.986	28.336	31.383	340.6
5	2'13.197	P	28.187	33.256	32.602	39.152	339.6	8	21'16.050		29.591	31.025	27.608	28.529	
6	21'31.180		30.182	32.285	28.082	28.045		9	1'53.539		28.020	30.374	27.236	27.909	339.6
7	1'53.454		28.128	30.175	27.241	27.910	338.5	10	1'53.224		27.867	30.247	27.086	28.024	340.6
8	1'52.575		27.846	30.083	26.967	27.679	338.5	11	1'53.160		27.970	30.268	27.166	27.756	341.7
9	2'00.846	P	27.927	32.321	29.608	30.990	338.5	12	2'00.156	P	29.567	31.551	27.851	31.187	341.7
10	14'09.534		31.325	31.968	27.633	28.118		13	23'33.850		29.837	30.966	27.834	28.256	
11	1'53.658		28.023	30.292	27.464	27.879	340.6	14	1'57.526		28.019	32.319	29.125	28.063	339.6
12	1'53.389		27.943	30.337	27.144	27.965	339.6	15	1'55.391		29.540	30.945	27.145	27.761	343.9
13	2'06.247	P	31.584	32.776	30.666	31.221	339.6	16	1'52.986		27.876	30.164	27.098	27.848	341.7
14	24'04.435		30.533	34.186	28.183	27.959		17	2'03.738	P	30.405	32.440	28.986	31.907	341.7
15	1'52.640		27.916	30.104	26.940	27.680	339.6	18	30'19.300		29.872	31.419	30.171	28.414	
16	1'52.731		27.902	30.162	26.907	27.760	339.6	19	1'52.136		27.728	29.980	26.830	27.598	341.7
17	1'52.992		27.831	30.331	27.051	27.779	338.5	20	1'56.769		27.670	32.771	28.580	27.748	343.9
18	2'03.369	P	31.794	31.778	29.028	30.769	338.5	21	1'52.329		27.698	30.071	26.877	27.683	340.6
19	18'01.193		28.805	31.628	27.597	27.975		22	2'03.972	P	29.464	31.339	31.316	31.853	341.7
20	1'53.302		27.794	30.655	27.173	27.680	341.7	23	30'23.805		29.189	30.952	27.370	27.744	
21	1'52.703		27.830	30.214	27.004	27.655	342.8	24	1'53.149		27.799	30.228	27.180	27.942	340.6
22	1'52.697		27.712	30.220	27.003	27.762	342.8	25	1'52.754		27.786	30.369	26.951	27.648	341.7
23	2'02.418	P	29.790	32.246	29.101	31.281	342.8	26	1'52.760		27.748	30.236	27.077	27.699	341.7
24	26'12.959		30.175	31.850	27.666	28.053		27	2'04.880	P	29.859	32.263	30.369	32.389	340.6
25	1'54.217		27.895	30.282	28.194	27.846	340.6	28	32'16.137		28.532	31.280	27.620	27.751	
26	1'52.151		27.596	30.086	26.909	27.560	342.8	29	1'51.072		27.495	29.619	26.655	27.303	341.7
27	2'02.207	P	29.902	32.411	28.316	31.578	341.7	30	2'00.246	P	29.616	31.529	28.057	31.044	343.9
28	22'28.567		29.276	31.280	27.449	27.558		31	33'06.257		30.785	31.501	27.512	27.841	
29	1'50.952		27.419	29.584	26.611	27.338	342.8	32	1'52.302		27.753	30.078	26.957	27.514	343.9
30	2'00.491	P	29.757	31.811	28.388	30.535	340.6	33	1'52.224		27.604	30.134	27.001	27.485	343.9
31	25'13.066		30.283	31.840	27.872	27.791		34	1'52.194		27.645	30.039	26.980	27.530	342.8
32	1'52.450		27.815	30.180	27.028	27.427	342.8		unfinished		27.675	30.053		343.9	
33	1'51.850		27.535	29.965	26.811	27.539	343.9								
34	1'52.069		27.548	30.003	26.978	27.540	345.0								
35	1'52.528		27.691	30.196	27.054	27.587	345.0								
36	1'52.381		27.626	30.234	26.969	27.552	342.8								
37	1'52.468		27.663	30.287	26.947	27.571	345.0								
38	1'53.262		27.952	30.497	27.028	27.785	348.3								
39	2'00.837		28.213	35.634	28.469	28.521	351.7								
40	2'01.580	P	28.343	32.485	29.375	31.377	345.0								
2nd	23	Enea BASTIANINI Ducati Lenovo Team ITA					3rd	41	Aleix ESPARGARO Aprilia Racing SPA						
		Runs=7	Total laps=34	Full laps=21	Valid laps=21			Runs=9	Total laps=43	Full laps=26	Valid laps=26				
1	2:16'06.729		31.799	32.684	28.672	28.652	1	2:34'22.686	30.158	32.639	28.948	28.915			
							2	1'56.040	28.750	31.087	27.880	28.323	338.5		
							3	1'54.728	28.333	30.749	27.495	28.151	339.6		
							4	4'33.693	P	29.210	31.654	29.638	3'03.191	339.6	
							5	16'31.134		30.457	32.201	28.205	28.574		
							6	1'54.347	28.274	30.416	27.169	28.488	337.5		
							7	1'53.727	28.147	30.389	27.228	27.963	338.5		
							8	1'53.291	27.934	30.278	27.155	27.924	339.6		
							9	1'53.170	27.917	30.240	27.056	27.957	339.6		

Fastest Lap: Francesco BAGNAIA Ducati Lenovo Team ITA **1'50.952** 27.419 29.584 26.611 27.338

These data/results cannot be reproduced, stored and/or transmitted in whole or in part by any manner of electronic, mechanical, photocopying, recording, broadcasting or otherwise now known or herein after developed without the previous express consent by the copyright owner, except for reproduction in daily press and regular printed publications on sale to the public within 60 days of the event related to those data/results and always provided that copyright symbol appears together as follows below.
© DORNA, 2024



Day 2 Practice

MotoGP

Lap	Lap Time	T1	T2	T3	T4	Speed	Lap	Lap Time	T1	T2	T3	T4	Speed
10	1'53.086	27.815	30.216	27.118	27.937	338.5	18	1'52.516	27.751	30.194	26.870	27.701	340.6
11	2'02.686 P	30.822	32.987	27.801	31.076	324.3	19	1'52.887	27.852	30.139	27.016	27.880	341.7
12	14'43.100	28.548	31.212	27.935	28.049		20	2'01.681 P	29.505	32.159	28.752	31.265	340.6
13	1'53.762	28.144	30.300	27.250	28.068	338.5	21	19'32.121	29.499	33.162	28.252	28.537	
14	1'53.319	27.926	30.385	27.073	27.935	338.5	22	1'54.793	28.218	30.857	27.458	28.260	341.7
15	1'52.813	27.866	30.189	26.993	27.765	338.5	23	1'53.615	28.113	30.453	27.147	27.902	340.6
16	2'09.412 P	34.289	33.047	29.014	33.062	338.5	24	1'53.075	27.904	30.308	26.965	27.898	341.7
17	13'40.776	28.656	31.219	27.551	27.979		25	2'01.177 P	29.531	32.296	28.498	30.852	341.7
18	1'53.688	28.079	30.432	27.285	27.892	339.6	26	25'25.497	28.458	31.763	27.788	28.201	
19	1'53.198	28.032	30.267	27.109	27.790	339.6	27	1'53.229	28.110	30.339	27.027	27.753	341.7
20	2'02.397 P	30.472	32.386	28.259	31.280	324.3	28	1'53.164	27.906	30.365	27.075	27.818	341.7
21	18'53.460	29.551	31.743	28.426	28.305		29	1'53.553	27.917	30.405	27.135	28.096	343.9
22	1'52.235	27.770	30.076	26.869	27.520	338.5	30	2'02.133 P	30.515	32.319	28.336	30.963	340.6
23	1'55.580	27.751	30.033	29.317	28.479	342.8	31	12'02.639	30.662	33.061	28.383	28.544	
24	1'52.224	27.790	29.922	26.784	27.728	342.8	32	1'54.894	28.249	30.821	27.451	28.373	339.6
25	1'52.595	27.698	30.150	26.967	27.780	339.6	33	1'53.312	27.951	30.345	27.133	27.883	340.6
26	2'03.716 P	27.751	35.696	29.040	31.229	338.5	34	1'58.897 P	27.971	31.001	28.838	31.087	341.7
27	15'36.034	27.746	30.873	27.218	27.712		35	20'46.702	28.359	31.187	27.419	27.902	
28	1'52.423	27.700	30.108	26.984	27.631	339.6	36	1'52.054	27.497	30.013	26.692	27.852	345.0
29	1'52.257	27.665	30.086	26.833	27.673	340.6	37	2'02.337 P	29.909	32.522	28.874	31.032	345.0
30	1'52.486	27.738	30.007	27.042	27.699	338.5	38	10'47.948	28.322	31.606	27.787	27.883	
31	2'03.364 P	29.815	31.946	28.793	32.810	332.3	39	1'51.335	27.473	29.761	26.671	27.430	341.7
32	17'52.805	27.556	30.742	27.504	28.323		40	1'59.265 P	29.386	31.398	28.235	30.246	342.8
33	1'51.432	27.490	29.701	26.739	27.502	341.7							
34	1'59.951 P	29.965	31.801	28.277	29.908	324.3							
35	5'14.244	26.767	30.398	27.269	27.562								
36	1'51.260	27.420	29.735	26.783	27.322	341.7							
37	2'05.825 P	34.388	32.573	28.518	30.346	326.2							
38	33'42.721	27.959	30.957	27.683	27.923								
39	1'52.293	27.735	30.068	26.901	27.589	340.6							
40	1'52.158	27.649	30.061	26.917	27.531	339.6							
41	1'51.964	27.629	29.947	26.811	27.577	339.6							
42	1'51.931	27.574	30.022	26.786	27.549	340.6							
43	1'52.344	27.627	30.271	26.902	27.544	340.6							
	unfinished	27.566	30.119	26.875		340.6							

5th	25	Raul FERNANDEZ	Trackhouse Racing	SPA									
		Runs=12	Total laps=51	Full laps=27 Valid laps=27									
1	1:59'42.856	30.473	32.652	28.681	29.381								
2	1'55.873	29.052	30.716	27.414	28.691	339.6							
3	2'07.190 P	29.560	32.703	29.230	35.697	315.7							
4	9'06.028	28.957	32.753	29.180	28.590								
5	1'53.869	28.059	30.472	27.290	28.048	341.7							
6	1'57.954 P	28.229	30.916	27.708	31.101	343.9							
7	13'22.117	29.081	31.439	27.625	28.423								
8	1'54.008	28.321	30.499	27.168	28.020	339.6							
9	1'53.177	27.929	30.262	27.079	27.907	339.6							
10	2'09.463	28.008	42.302	30.493	28.660	340.6							
11	1'58.188	31.650	31.292	27.239	28.007	341.7							
12	1'53.320	27.954	30.357	27.079	27.930	341.7							
13	2'03.555 P	29.852	31.647	28.218	33.838	343.9							
14	12'26.326	29.016	32.034	27.552	28.295								
15	1'58.154	32.179	30.561	27.392	28.022	340.6							
16	1'53.710	28.000	30.273	27.121	28.316	339.6							
17	1'58.823	28.060	35.226	27.505	28.032	340.6							
18	2'05.322 P	27.988	37.270	28.572	31.492	343.9							
19	17'56.357	31.633	31.317	27.547	28.077								
20	1'52.483	27.847	30.032	26.886	27.718	341.7							
21	1'52.611	27.909	30.130	26.890	27.682	340.6							
22	1'59.132 P	28.925	30.853	27.551	31.803	340.6							
23	28'48.499	29.374	31.278	27.362	28.067								
24	1'54.757	27.791	30.239	28.340	28.387	339.6							
25	1'53.017	27.914	30.179	27.011	27.913	339.6							
26	1'52.942	27.811	30.257	26.873	28.001	342.8							
27	2'01.191 P	29.734	31.565	28.135	31.757	342.8							
28	11'50.379	38.262	31.265	27.298	28.079								
29	1'53.243	28.009	30.311	26.999	27.924	340.6							
30	1'55.040	27.944	30.695	27.482	28.919	341.7							

4th	93	Marc MARQUEZ	Gresini Racing MotoG	SPA									
		Runs=11	Total laps=40	Full laps=20 Valid laps=22									
	unfinished	33.224	33.414	37.772									
1	2'02.018	31.024	32.754	28.687	29.553								
2	1'58.872	29.212	33.134	28.016	28.510	338.5							
3	2'04.416 P	29.724	31.571	28.445	34.676	339.6							
4	11'47.747	28.876	31.999	28.041	28.538								
5	1'54.522	28.329	30.644	27.411	28.138	340.6							
6	1'53.792	28.136	30.420	27.197	28.039	340.6							
7	2'00.452 P	29.308	32.046	28.347	30.751	341.7							
8	15'12.725	30.997	32.175	28.281	28.506								
9	1'54.328	28.332	30.679	27.270	28.047	340.6							
10	1'53.282	28.009	30.279	27.077	27.917	340.6							
11	1'53.017	27.886	30.261	26.945	27.925	342.8							
12	1'56.875 P	27.903	30.355	27.475	31.142	343.9							
13	15'13.718	29.388	32.366	28.476	28.727								
14	1'55.848	28.734	31.316	27.574	28.224	340.6							
15	1'57.091 P	28.267	30.741	27.467	30.616	341.7							
16	23'53.910	30.110	32.417	28.247	28.519								
17	1'53.410	28.075	30.340	27.129	27.866	339.6							

Fastest Lap: Francesco BAGNAIA Ducati Lenovo Team ITA **1'50.952** 27.419 29.584 26.611 27.338

These data/results cannot be reproduced, stored and/or transmitted in whole or in part by any manner of electronic, mechanical, photocopying, recording, broadcasting or otherwise now known or herein after developed without the previous express consent by the copyright owner, except for reproduction in daily press and regular printed publications on sale to the public within 60 days of the event related to those data/results and always provided that copyright symbol appears together as follows below.
© DORNA, 2024

Official MotoGP Timing by TISSOT
www.motogp.com



Day 2 Practice

MotoGP

Lap	Lap Time	T1	T2	T3	T4	Speed	Lap	Lap Time	T1	T2	T3	T4	Speed
31	1'59.208	28.058	30.989	30.706	29.455	340.6	33	1'51.387	27.514	29.851	26.546	27.476	340.6
32	2'03.187 P	28.065	30.308	30.700	34.114	342.8	34	2'00.682 P	30.092	31.470	27.892	31.228	338.5
33	10'21.806	28.867	31.499	27.617	28.094		35	5'17.781	27.760	31.158	27.905	27.644	
34	1'53.473	27.993	30.317	27.063	28.100	339.6	36	1'56.467	27.745	31.067	29.685	27.970	340.6
35	1'53.173	27.896	30.328	27.005	27.944	340.6	37	1'56.289	27.461	34.767	26.604	27.457	340.6
36	1'53.191	27.852	30.305	26.996	28.038	339.6	38	2'01.498 P	30.759	31.767	27.811	31.161	337.5
37	2'01.861 P	29.655	31.458	27.789	32.959	339.6	39	20'11.470	29.039	31.216	27.315	27.963	
38	15'35.184	28.927	31.617	27.862	28.482		40	1'52.776	27.811	30.141	27.062	27.762	340.6
39	1'53.569	28.031	30.391	27.104	28.043	340.6	41	1'57.671 P	28.578	30.925	27.430	30.738	340.6
40	1'53.389	27.925	30.333	27.085	28.046	340.6							
41	2'03.205 P	30.301	31.603	28.956	32.345	341.7							
42	14'40.510	29.967	31.463	27.596	28.539								
43	1'52.277	27.935	29.990	26.750	27.602	341.7							
44	1'52.111	27.636	30.040	26.784	27.651	342.8							
45	2'01.508 P	29.811	31.760	28.040	31.897	341.7							
46	18'18.241	28.785	31.203	27.384	27.828								
47	1'51.918	27.693	29.980	26.638	27.607	346.1							
48	1'58.402 P	29.913	30.734	27.612	30.143	346.1							
49	5'42.743	30.175	30.961	28.470	28.342								
50	1'51.341	27.503	29.703	26.627	27.508	346.1							
51	2'04.278 P	31.072	31.755	28.208	33.243	340.6							

6th		12	Maverick VIÑALES	Aprilia Racing	SPA	
		Runs=9	Total laps=41	Full laps=23	Valid laps=23	
1	2:21'42.042	30.651	31.976	28.069	28.843	
2	1'54.167	28.261	30.609	27.237	28.060	336.4
3	1'53.282	28.105	30.212	27.027	27.938	336.4
4	1'53.477	28.117	30.275	27.063	28.022	336.4
5	1'53.674	28.138	30.284	27.044	28.208	335.4
6	2'04.897 P	31.438	32.246	29.194	32.019	318.5
7	11'42.637	29.216	31.155	27.769	28.027	
8	1'53.050	27.947	30.221	27.137	27.745	339.6
9	1'53.094	27.869	30.140	27.090	27.995	337.5
10	1'56.717	30.368	30.690	27.394	28.265	337.5
11	1'52.924	27.908	30.219	26.954	27.843	337.5
12	2'03.785 P	30.395	32.088	28.759	32.543	337.5
13	37'05.643	29.080	31.432	27.618	28.354	
14	1'53.469	28.046	30.458	27.131	27.834	338.5
15	1'53.237	27.906	30.250	26.954	28.127	337.5
16	1'52.827	27.898	30.134	26.918	27.877	337.5
17	1'53.156	27.888	30.306	27.042	27.920	337.5
18	2'02.022 P	30.280	31.919	28.359	31.464	336.4
19	28'39.307	30.351	33.579	28.413	28.704	
20	1'55.006	28.474	30.846	27.580	28.106	337.5
21	1'53.011	27.972	30.279	26.957	27.803	337.5
22	1'52.882	27.837	30.084	26.863	28.098	339.6
23	2'01.795 P	33.475	30.613	27.238	30.469	339.6
24	26'28.939	28.944	31.383	28.142	28.225	
25	1'53.319	28.018	30.351	27.012	27.938	337.5
26	1'54.817	28.005	30.417	28.324	28.071	338.5
27	1'56.083 P	28.023	30.333	26.939	30.788	337.5
28	13'45.578	29.624	31.815	27.971	28.295	
29	1'53.069	28.032	30.260	27.018	27.759	338.5
30	1'52.832	27.881	30.218	26.914	27.819	339.6
31	2'01.442 P	30.790	31.761	27.812	31.079	338.5
32	13'37.600	28.487	31.198	27.937	27.824	

7th		89	Jorge MARTIN	Prima Pramac Racing	SPA	
		Runs=9	Total laps=50	Full laps=33	Valid laps=33	
1	2:31'52.409	34.736	31.880	28.034	28.331	
2	1'57.850	28.294	33.946	27.496	28.114	339.6
3	1'53.850	28.055	30.468	27.245	28.082	339.6
4	1'53.311	27.898	30.376	27.137	27.900	341.7
5	1'56.633	30.037	31.338	27.309	27.949	341.7
6	1'53.236	27.923	30.322	27.103	27.888	341.7
7	1'53.487	27.831	30.323	27.215	28.118	341.7
8	2'03.438 P	30.621	32.636	29.410	30.771	340.6
9	13'09.917	29.435	31.960	28.123	28.152	
10	1'53.494	28.077	30.336	27.192	27.889	340.6
11	1'53.011	27.838	30.250	27.203	27.720	341.7
12	1'52.970	27.910	30.164	27.157	27.739	343.9
13	1'53.133	27.763	30.330	27.206	27.834	343.9
14	2'05.019 P	31.211	32.614	30.040	31.154	343.9
15	16'21.083	33.060	31.186	27.545	28.023	
16	1'53.494	27.986	30.486	27.157	27.865	341.7
17	1'53.082	27.743	30.285	27.181	27.873	341.7
18	1'53.307	27.863	30.355	27.213	27.876	340.6
19	1'53.268	27.772	30.315	27.297	27.884	341.7
20	1'59.487 P	29.981	30.731	27.244	31.531	340.6
21	13'35.885	29.138	31.203	27.815	27.917	
22	1'53.062	27.916	30.227	27.155	27.764	342.8
23	1'52.168	27.654	29.911	26.952	27.651	340.6
24	1'57.063 P	28.140	31.475	27.657	29.791	342.8
25	12'27.604	29.836	30.918	27.472	28.189	
26	1'52.745	27.810	30.150	27.075	27.710	339.6
27	1'52.676	27.736	30.123	27.087	27.730	340.6
28	1'52.639	27.710	30.125	27.004	27.800	342.8
29	2'01.358 P	30.581	31.663	27.678	31.436	340.6
30	14'36.185	28.554	30.845	27.567	28.087	
31	1'52.978	27.867	30.263	27.108	27.740	339.6
32	1'52.856	27.660	30.162	27.156	27.878	341.7
33	1'52.732	27.729	30.140	27.078	27.785	342.8
34	1'52.909	27.691	30.272	27.084	27.862	342.8
35	2'04.575 P	29.104	32.717	29.115	33.639	339.6
36	12'47.102	31.121	30.924	27.668	28.114	
37	1'52.987	27.834	30.216	27.174	27.763	339.6
38	1'52.788	27.757	30.137	27.061	27.833	340.6
39	1'52.663	27.653	30.092	27.184	27.734	341.7
40	2'02.781 P	30.093	31.827	28.943	31.918	341.7
41	11'46.454	27.552	31.082	27.595	27.936	
42	1'51.466	27.405	29.810	26.767	27.484	341.7
43	2'00.950 P	29.691	31.789	28.170	31.300	343.9
44	22'42.190	32.305	31.644	27.708	28.186	

Fastest Lap: Francesco BAGNAIA Ducati Lenovo Team ITA **1'50.952** 27.419 29.584 26.611 27.338

These data/results cannot be reproduced, stored and/or transmitted in whole or in part by any manner of electronic, mechanical, photocopying, recording, broadcasting or otherwise now known or herein after developed without the previous express consent by the copyright owner, except for reproduction in daily press and regular printed publications on sale to the public within 60 days of the event related to those data/results and always provided that copyright symbol appears together as follows below.
 © DORNA, 2024

Official MotoGP Timing by TISSOT
 www.motogp.com



Doha, Tuesday, February 20, 2024

Day 2 Practice

MotoGP

Lap	Lap Time	T1	T2	T3	T4	Speed	Lap	Lap Time	T1	T2	T3	T4	Speed
45	1'52.530	27.751	29.992	27.179	27.608	342.8	47	1'53.264	27.931	30.281	27.171	27.881	337.5
46	1'52.327	27.571	30.108	27.107	27.541	343.9	48	2'02.954 P	27.984	30.255	29.876	34.839	336.4
47	1'52.500	27.655	30.122	27.023	27.700	345.0	9th 43 Jack MILLER Red Bull KTM Factory AUS Runs=8 Total laps=42 Full laps=26 Valid laps=26						
48	1'53.733	27.830	31.107	27.132	27.664	347.2	1	2:39'10.043	31.059	33.109	28.874	28.737	
49	1'52.746	27.720	30.132	27.157	27.737	346.1	2	1'55.978	28.459	30.953	27.987	28.579	336.4
50	1'52.648	27.646	30.226	26.964	27.812	345.0	3	1'55.463	28.414	30.853	27.785	28.411	336.4
	unfinished	27.802	30.297	27.193		342.8	4	1'57.911	28.124	33.654	27.775	28.358	337.5
8th 49 Fabio DI GIANNANT Pertamina Enduro VR ITA Runs=8 Total laps=48 Full laps=32 Valid laps=32							5	1'54.743	28.125	30.633	27.721	28.264	338.5
1	2:14'53.028	32.462	32.438	28.448	28.698		6	2'08.017 P	31.446	33.917	29.246	33.408	338.5
2	1'55.305	28.597	30.874	27.680	28.154	340.6	7	11'16.652	38.013	32.597	28.073	28.266	
3	1'54.452	28.102	30.644	27.503	28.203	340.6	8	1'54.077	28.085	30.423	27.495	28.074	340.6
4	1'54.021	28.151	30.509	27.363	27.998	340.6	9	1'54.037	28.011	30.301	27.491	28.234	339.6
5	1'54.291	28.138	30.561	27.421	28.171	341.7	10	1'54.670	28.076	30.517	27.822	28.255	338.5
6	2'06.573 P	30.760	33.055	29.360	33.398	340.6	11	2'03.359 P	28.209	32.665	30.202	32.283	337.5
7	15'13.455	31.675	32.688	28.147	28.230		12	12'12.698	35.727	31.154	27.534	27.929	
8	1'53.981	28.165	30.504	27.352	27.960	341.7	13	1'53.610	28.015	30.297	27.444	27.854	340.6
9	1'53.327	27.943	30.286	27.243	27.855	341.7	14	1'55.750	28.380	32.259	27.306	27.805	340.6
10	1'53.140	27.885	30.301	27.149	27.805	340.6	15	1'53.430	27.969	30.260	27.258	27.943	340.6
11	1'53.587	28.207	30.253	27.247	27.880	341.7	16	2'00.316 P	28.433	32.475	28.682	30.726	340.6
12	2'09.648 P	30.484	34.086	30.839	34.239	341.7	17	43'10.019	29.707	31.748	30.503	29.704	
13	20'44.487	30.422	31.687	28.312	28.460		18	1'54.919	28.267	30.865	27.593	28.194	336.4
14	1'53.543	28.051	30.397	27.230	27.865	339.6	19	1'54.293	28.096	30.588	27.536	28.073	337.5
15	1'53.317	28.040	30.342	27.097	27.838	341.7	20	1'54.394	27.977	30.489	27.550	28.378	337.5
16	1'53.069	27.869	30.248	27.101	27.851	341.7	21	1'54.203	28.011	30.573	27.465	28.154	337.5
17	2'04.746 P	30.409	33.082	29.088	32.167	340.6	22	2'06.544 P	30.956	33.020	29.181	33.387	337.5
18	37'48.884	30.270	32.029	27.928	28.135		23	11'43.051	28.748	31.204	27.788	28.083	
19	1'55.534	27.989	30.416	29.059	28.070	340.6	24	2'03.303	27.797	30.362	35.757	29.387	338.5
20	1'53.091	27.851	30.291	27.129	27.820	340.6	25	1'53.597	27.983	30.220	27.388	28.006	340.6
21	1'53.044	27.757	30.313	27.053	27.921	341.7	26	1'55.803	29.280	30.959	27.661	27.903	339.6
22	2'00.184 P	29.520	31.657	27.960	31.047	341.7	27	1'53.345	27.784	30.301	27.266	27.994	341.7
23	18'48.825	30.740	31.123	27.447	27.832		28	1'53.499	27.824	30.324	27.393	27.958	337.5
24	1'52.008	27.713	30.068	26.772	27.455	341.7	29	2'04.787 P	30.662	33.068	29.347	31.710	339.6
25	1'52.591	27.623	30.134	27.021	27.813	345.0	30	26'12.117	30.898	32.788	28.198	28.885	
26	2'00.359	27.698	37.451	27.405	27.805	340.6	31	1'53.534	27.848	30.258	27.267	28.161	341.7
27	1'52.538	27.623	30.252	26.991	27.672	347.2	32	1'52.878	27.832	30.197	27.143	27.706	340.6
28	1'52.973	27.758	30.359	27.028	27.828	347.2	33	1'52.815	27.693	30.160	27.175	27.787	342.8
29	2'03.880 P	27.834	34.784	28.517	32.745	346.1	34	1'53.140	27.797	30.271	27.173	27.899	343.9
30	20'36.724	29.106	31.089	27.985	27.883		35	2'06.371 P	30.398	34.797	29.761	31.415	341.7
31	1'51.569	27.572	29.844	26.780	27.373	340.6	36	12'11.746	30.186	34.421	28.221	28.605	
32	1'59.498 P	27.724	31.906	28.182	31.686	341.7	37	2'03.455	31.414	32.816	31.205	28.020	339.6
33	3'08.930	28.449	31.128	27.575	27.633		38	1'52.048	27.586	29.878	26.952	27.632	339.6
34	1'51.489	27.517	29.803	26.717	27.452	342.8	39	2'03.337 P	31.091	32.312	28.694	31.240	339.6
35	2'01.431 P	27.573	31.694	29.346	32.818	342.8	40	8'31.627	29.925	33.648	32.343	27.970	
36	29'48.393	28.874	32.069	27.971	28.167		41	1'51.720	27.509	29.853	26.893	27.465	340.6
37	1'53.442	28.048	30.342	27.261	27.791	339.6	42	2'05.778 P	30.187	33.269	28.844	33.478	343.9
38	1'53.005	27.943	30.187	27.139	27.736	340.6	10th 72 Marco BEZZECCHI Pertamina Enduro VR ITA Runs=8 Total laps=43 Full laps=28 Valid laps=28						
39	1'53.226	27.818	30.602	27.019	27.787	340.6	1	2:16'07.630	32.628	32.404	28.551	29.048	
40	1'52.846	27.714	30.184	27.069	27.879	341.7	2	1'56.072	28.502	30.860	28.198	28.512	345.0
41	1'53.176	27.866	30.357	27.137	27.816	339.6	3	1'54.501	28.089	30.535	27.718	28.159	341.7
42	1'53.040	27.812	30.282	27.167	27.779	338.5	4	1'53.232	27.967	30.292	27.102	27.871	340.6
43	1'53.263	27.814	30.400	27.127	27.922	338.5	5	1'57.049	28.063	31.865	28.733	28.388	340.6
44	1'53.020	27.901	30.239	27.100	27.780	338.5	6	2'02.535 P	28.171	34.169	29.447	30.748	343.9
45	1'53.111	27.841	30.281	27.092	27.897	338.5							
46	1'53.069	27.940	30.304	27.075	27.750	337.5							

Fastest Lap: Francesco BAGNAIA Ducati Lenovo Team ITA **1'50.952** 27.419 29.584 26.611 27.338

These data/results cannot be reproduced, stored and/or transmitted in whole or in part by any manner of electronic, mechanical, photocopying, recording, broadcasting or otherwise now known or herein after developed without the previous express consent by the copyright owner, except for reproduction in daily press and regular printed publications on sale to the public within 60 days of the event related to those data/results and always provided that copyright symbol appears together as follows below.
© DORNA, 2024

Official MotoGP Timing by TISSOT
www.motogp.com



Doha, Tuesday, February 20, 2024

Day 2 Practice

MotoGP

Lap	Lap Time	T1	T2	T3	T4	Speed	Lap	Lap Time	T1	T2	T3	T4	Speed
7	12'48.480	31.094	32.072	28.043	28.203		17	2'02.115 P	28.019	32.940	30.779	30.377	337.5
8	1'53.750	28.144	30.380	27.400	27.826	341.7	18	17'32.243	29.187	31.921	28.181	28.516	
9	1'53.221	27.930	30.285	27.207	27.799	341.7	19	1'54.384	28.245	30.701	27.332	28.106	337.5
10	1'53.496	27.892	30.293	27.301	28.010	342.8	20	1'57.400	28.000	30.498	29.608	29.294	336.4
11	2'03.472 P	27.957	33.578	31.448	30.489	341.7	21	1'53.706	28.023	30.347	27.159	28.177	338.5
12	27'32.940	30.342	32.281	28.852	28.309		22	1'58.246 P	27.990	30.524	28.778	30.954	338.5
13	1'53.489	28.141	30.369	27.200	27.779	341.7	23	23'05.424	29.453	32.589	28.317	28.641	
14	1'53.343	27.851	30.553	27.110	27.829	341.7	24	1'54.766	28.368	30.765	27.501	28.132	337.5
15	1'52.958	27.852	30.207	27.118	27.781	342.8	25	1'54.239	28.056	30.585	27.289	28.309	338.5
16	1'55.426	28.844	30.551	27.661	28.370	342.8	26	1'54.041	28.024	30.511	27.329	28.177	338.5
17	1'55.428 P	27.883	30.342	27.133	30.070	342.8	27	2'00.670 P	29.822	31.307	28.406	31.135	338.5
18	12'29.214	31.230	33.518	29.315	28.673		28	11'56.500	29.300	31.870	28.004	28.316	
19	1'55.155	28.619	30.740	27.437	28.359	343.9	29	1'53.319	28.108	30.263	27.107	27.841	338.5
20	1'53.833	27.997	30.456	27.403	27.977	341.7	30	1'52.346	27.670	30.087	26.895	27.694	340.6
21	1'52.756	27.748	30.152	27.020	27.836	342.8	31	2'01.265 P	30.375	31.472	27.637	31.781	341.7
22	1'52.701	27.689	30.234	27.052	27.726	342.8	32	10'51.418	30.049	31.297	27.399	28.042	
23	2'01.642 P	31.536	32.517	27.714	29.875	343.9	33	1'51.944	27.695	29.945	26.666	27.638	341.7
24	41'32.075	30.867	32.172	27.713	27.970		34	1'56.201 P	27.755	30.333	27.159	30.954	342.8
25	1'53.970	27.855	31.141	27.093	27.881	342.8	35	18'51.544	29.711	32.153	28.097	28.456	
26	1'52.241	27.577	29.968	27.122	27.574	341.7	36	1'53.602	28.157	30.353	27.170	27.922	338.5
27	2'01.416 P	29.459	32.072	27.751	32.134	343.9	37	1'52.749	27.686	30.182	27.114	27.767	339.6
28	4'00.453	28.680	30.904	27.397	27.852		38	1'52.789	27.763	30.188	27.017	27.821	342.8
29	1'51.758	27.568	29.942	26.769	27.479	342.8	39	1'52.782	27.709	30.257	26.940	27.876	343.9
30	2'02.609 P	29.495	34.059	27.423	31.632	342.8	40	2'01.382 P	29.453	32.022	27.934	31.973	341.7
31	7'05.709	29.566	32.197	27.738	28.253		12th 20 Fabio QUARTARAR Monster Energy Yama FRA						
32	1'55.864	27.774	33.051	27.186	27.853	341.7	Runs=10 Total laps=45 Full laps=25 Valid laps=25						
33	1'53.275	27.854	30.215	27.336	27.870	341.7	1	1:48'58.969	28.964	33.685	28.649	30.736	
34	2'10.961 P	30.033	33.430	35.028	32.470	342.8	2	1'55.316	28.589	30.926	27.618	28.183	341.7
35	51'08.155	30.101	42.558	28.593	28.117		3	1'54.122	28.039	30.578	27.483	28.022	346.1
36	1'53.015	27.897	30.403	27.053	27.662	343.9	4	1'58.579 P	30.387	31.136	27.866	29.190	345.0
37	1'52.575	27.619	30.167	27.107	27.682	342.8	5	19'25.324	28.187	31.970	28.111	28.548	
38	1'52.657	27.664	30.248	27.028	27.717	343.9	6	1'54.656	28.252	30.649	27.679	28.076	343.9
39	1'52.889	27.733	30.191	27.244	27.721	345.0	7	1'58.866	28.765	31.072	28.150	30.879	347.2
40	1'53.140	28.009	30.158	27.066	27.907	342.8	8	1'54.114	28.017	30.562	27.481	28.054	346.1
41	1'53.132	27.789	30.202	27.194	27.947	343.9	9	1'53.996	28.076	30.484	27.340	28.096	346.1
42	1'52.973	27.669	30.243	27.193	27.868	343.9	10	2'02.156 P	31.549	32.433	28.324	29.850	345.0
43	1'53.091	27.715	30.247	27.272	27.857	342.8	11	24'22.263	30.769	32.314	27.942	28.344	
11th 73 Alex MARQUEZ Gresini Racing MotoG SPA							12	1'54.836	28.663	30.627	27.463	28.083	342.8
Runs=8 Total laps=40 Full laps=24 Valid laps=24							13	1'53.784	28.002	30.418	27.336	28.028	343.9
1	2:18'24.276	30.399	32.944	28.839	28.842		14	2'00.525 P	28.010	34.811	28.187	29.517	343.9
2	1'55.458	28.677	31.021	27.590	28.170	337.5	15	14'23.739	29.124	31.683	27.836	28.201	
3	1'53.927	28.091	30.589	27.159	28.088	338.5	16	1'53.198	28.020	30.224	27.144	27.810	342.8
4	1'58.202	30.653	31.756	27.554	28.239	338.5	17	1'52.856	27.817	30.152	27.116	27.771	343.9
5	1'53.654	27.889	30.422	27.362	27.981	338.5	18	1'53.138	27.855	30.340	27.161	27.782	345.0
6	2'01.518 P	29.136	32.589	28.342	31.451	338.5	19	2'01.833 P	31.139	33.169	27.708	29.817	343.9
7	17'05.810	31.198	32.960	28.412	28.729		20	29'07.283	28.730	32.142	28.003	28.176	
8	1'55.618	28.736	31.062	27.557	28.263	337.5	21	1'53.645	28.034	30.330	27.317	27.964	343.9
9	1'54.803	28.402	30.725	27.400	28.276	338.5	22	1'53.637	27.955	30.369	27.339	27.974	345.0
10	1'54.627	28.167	30.715	27.361	28.384	339.6	23	1'53.731	27.963	30.496	27.299	27.973	343.9
11	1'54.381	28.184	30.716	27.375	28.106	339.6	24	2'00.147 P	27.951	32.622	29.198	30.376	343.9
12	2'01.863 P	29.889	32.383	28.199	31.392	338.5	25	27'04.717	30.968	33.350	28.005	28.369	
13	16'53.338	29.347	32.479	28.324	28.729		26	1'54.058	28.146	30.468	27.349	28.095	341.7
14	1'54.641	28.397	30.627	27.511	28.106	337.5	27	1'53.746	27.984	30.425	27.307	28.030	341.7
15	1'53.788	27.975	30.466	27.234	28.113	337.5	28	2'23.976 P	47.949	36.576	28.893	30.558	343.9
16	1'53.672	28.029	30.478	27.154	28.011	337.5	29	16'13.616	29.430	31.761	28.377	28.335	

Fastest Lap: Francesco BAGNAIA Ducati Lenovo Team ITA **1'50.952** 27.419 29.584 26.611 27.338

These data/results cannot be reproduced, stored and/or transmitted in whole or in part by any manner of electronic, mechanical, photocopying, recording, broadcasting or otherwise now known or herein after developed without the previous express consent by the copyright owner, except for reproduction in daily press and regular printed publications on sale to the public within 60 days of the event related to those data/results and always provided that copyright symbol appears together as follows below.
© DORNA, 2024

Official MotoGP Timing by TISSOT
www.motogp.com



Doha, Tuesday, February 20, 2024

Day 2 Practice

MotoGP

Lap	Lap Time	T1	T2	T3	T4	Speed	Lap	Lap Time	T1	T2	T3	T4	Speed
30	1'57.350	31.074	30.833	27.429	28.014	340.6	12	1'59.745 P	28.516	30.913	27.519	32.797	340.6
31	1'53.955	28.072	30.518	27.368	27.997	342.8	13	15'00.730	27.971	31.718	27.830	28.247	
32	1'56.774 P	27.972	30.468	27.316	31.018	342.8	14	2'03.409 P	30.679	31.942	28.046	32.742	263.4
33	14'00.867	27.988	31.081	27.492	28.376		15	12'12.546	27.761	31.725	28.180	28.401	
34	1'52.852	27.850	30.280	27.082	27.640	342.8	16	1'54.243	28.225	30.340	27.665	28.013	340.6
35	1'52.673	27.732	30.237	27.017	27.687	343.9	17	1'53.634	27.987	30.272	27.341	28.034	341.7
36	1'53.220	27.822	30.337	27.189	27.872	343.9	18	1'53.560	28.079	30.313	27.220	27.948	341.7
37	2'00.572 P	30.599	33.563	27.452	28.958	341.7	19	2'05.502 P	30.244	32.546	28.889	33.823	341.7
38	15'55.362	27.814	30.962	27.430	28.252		20	20'33.545	29.571	33.291	27.885	28.119	
39	1'52.193	27.635	29.981	26.976	27.601	346.1	21	1'54.297	28.369	30.526	27.480	27.922	345.0
40	1'52.442	27.574	30.245	27.018	27.605	346.1	22	1'53.516	28.009	30.408	27.207	27.892	338.5
41	2'01.397 P	30.105	32.010	28.687	30.595	337.5	23	1'53.413	27.979	30.319	27.185	27.930	339.6
42	10'13.999	27.476	31.121	27.771	28.133		24	2'05.672 P	30.237	33.450	29.282	32.703	341.7
43	1'51.965	27.591	29.937	26.894	27.543	345.0	25	27'05.871	27.823	31.429	27.856	28.182	
44	2'01.287	27.680	37.287	28.053	28.267	345.0	26	1'54.000	28.242	30.596	27.303	27.859	339.6
45	1'55.513 P	27.574	30.140	26.995	30.804	345.0	27	1'53.672	27.996	30.390	27.236	28.050	340.6

13th 36 **Joan MIR** Repsol Honda Team SPA
 Runs=5 Total laps=23 Full laps=13 Valid laps=13

1	1:36'59.082	29.429	32.584	28.719	28.837	
2	1'55.483	28.595	30.886	27.668	28.334	335.4
3	1'59.355	28.417	33.308	28.279	29.351	335.4
4	2'08.242 P	35.271	31.549	28.715	32.707	336.4
5	17'01.225	28.278	31.656	28.086	28.509	
6	3'42.206 P	1'07.263	54.114	48.124	52.705	225.0
7	2:47'12.016	29.369	31.979	28.090	28.456	
8	1'54.833	28.479	30.812	27.480	28.062	337.5
9	1'54.246	28.137	30.535	27.437	28.137	335.4
10	1'53.786	28.042	30.442	27.357	27.945	336.4
11	1'58.620 P	28.252	30.427	27.957	31.984	336.4
12	13'17.212	27.987	31.210	27.735	28.158	
13	1'54.485	28.424	30.692	27.454	27.915	337.5
14	1'53.779	28.174	30.451	27.303	27.851	338.5
15	1'55.186	28.750	30.935	27.563	27.938	336.4
16	1'53.475	27.996	30.347	27.291	27.841	338.5
17	1'53.159	27.925	30.246	27.178	27.810	338.5
18	2'03.027 P	30.735	32.537	28.301	31.454	338.5
19	17'23.483	27.415	30.953	27.430	27.731	
20	1'52.563	27.779	30.170	27.003	27.611	338.5
21	1'52.457	27.716	30.234	26.931	27.576	339.6
22	1'52.617	27.651	30.279	27.049	27.638	338.5
23	2'03.647 P	30.428	32.872	28.703	31.644	338.5

14th 42 **Alex RINS** Monster Energy Yama SPA
 Runs=13 Total laps=54 Full laps=28 Valid laps=28

1	1:00'03.769	30.922	33.218	28.971	29.043	
2	1'56.388	29.034	31.271	27.771	28.312	335.4
3	1'55.028	28.417	30.832	27.578	28.201	340.6
4	2'03.799 P	30.325	33.164	29.024	31.286	341.7
5	10'02.604	29.115	31.772	27.928	28.637	
6	1'54.860	28.421	30.680	27.466	28.293	339.6
7	1'55.393	28.247	30.617	27.576	28.953	340.6
8	2'01.085 P	29.646	31.726	28.541	31.172	338.5
9	17'20.600	28.623	32.697	30.353	28.750	
10	1'55.038	28.500	30.711	27.384	28.443	340.6
11	1'55.208	28.477	30.792	27.567	28.372	340.6

15th 31 **Pedro ACOSTA** Red Bull GASGAS Te SPA
 Runs=8 Total laps=58 Full laps=45 Valid laps=45

1	1:07'44.647 P	30.938	35.124	28.788	31.469	
2	25'41.937	29.361	32.272	28.433	28.959	
3	1'55.254	28.273	30.679	27.518	28.784	342.8
4	1'55.944	28.409	30.644	27.485	29.406	341.7
5	1'54.552	28.264	30.570	27.410	28.308	341.7
6	1'58.595	31.216	31.240	27.920	28.219	342.8
7	1'54.983	28.352	30.615	27.589	28.427	343.9
8	1'54.785	28.245	30.502	27.409	28.629	343.9
9	2'06.215 P	30.585	33.594	29.646	32.390	341.7
10	15'30.373 P	29.807	32.504	29.418	32.482	

Fastest Lap: Francesco BAGNAIA Ducati Lenovo Team ITA **1'50.952** 27.419 29.584 26.611 27.338

These data/results cannot be reproduced, stored and/or transmitted in whole or in part by any manner of electronic, mechanical, photocopying, recording, broadcasting or otherwise now known or herein after developed without the previous express consent by the copyright owner, except for reproduction in daily press and regular printed publications on sale to the public within 60 days of the event related to those data/results and always provided that copyright symbol appears together as follows below.
 © DORNA, 2024



Day 2 Practice

MotoGP

Lap	Lap Time	T1	T2	T3	T4	Speed	Lap	Lap Time	T1	T2	T3	T4	Speed	
11	10'35.904	29.312	32.317	28.320	28.646		5	2'07.280 P	32.512	33.686	29.056	32.026	335.4	
12	1'54.438	28.239	30.536	27.359	28.304	341.7	6	14'20.213	29.036	33.691	28.432	28.572		
13	1'54.646	28.114	30.408	27.478	28.646	341.7	7	1'54.900	28.355	30.850	27.627	28.068	335.4	
14	1'53.949	28.185	30.375	27.393	27.996	341.7	8	1'54.253	28.202	30.568	27.511	27.972	337.5	
15	2'00.413	29.884	32.420	29.598	28.511	341.7	9	2'01.527 P	28.723	32.028	28.580	32.196	338.5	
16	1'53.804	28.154	30.467	27.203	27.980	342.8	10	13'28.802	29.904	34.300	30.926	28.159		
17	2'01.149 P	29.945	31.881	28.650	30.673	341.7	11	1'54.243	28.243	30.515	27.519	27.966	338.5	
18	10'41.076	30.185	32.502	28.627	29.032		12	1'54.133	28.060	30.509	27.504	28.060	336.4	
19	1'54.909	28.587	30.588	27.297	28.437	340.6	13	2'11.729 P	28.117	41.097	29.888	32.627	336.4	
20	1'54.374	28.327	30.504	27.254	28.289	340.6	14	13'02.829	33.011	32.342	28.187	28.360		
21	1'54.033	28.241	30.343	27.321	28.128	341.7	15	1'58.326	28.251	34.109	27.618	28.348	336.4	
22	1'57.412	28.277	31.422	28.687	29.026	341.7	16	1'53.868	28.081	30.399	27.417	27.971	336.4	
23	1'54.189	28.173	30.512	27.328	28.176	342.8	17	2'16.525 P	28.017	38.417			337.5	
24	2'03.414 P	29.203	32.304	29.283	32.624	341.7	18	31'34.466	29.648	32.217	28.009	28.536		
25	14'40.665	29.887	32.760	27.864	28.195		19	1'53.878	28.070	30.356	27.422	28.030	337.5	
26	1'53.080	27.986	30.176	27.111	27.807	341.7	20	1'53.644	27.980	30.413	27.206	28.045	337.5	
27	1'52.803	27.996	30.015	27.070	27.722	341.7	21	2'01.232	28.282	36.688	27.917	28.345	337.5	
28	1'53.186	27.963	30.199	27.082	27.942	342.8	22	1'53.917	28.019	30.562	27.293	28.043	345.0	
29	2'01.329	30.419	31.970	30.800	28.140	340.6	23	1'56.819 P	28.058	30.538	27.244	30.979	343.9	
30	1'53.492	27.889	30.262	27.459	27.882	343.9	24	13'50.699	28.599	32.004	27.721	28.164		
31	1'52.843	27.858	30.147	27.133	27.705	346.1	25	1'52.690	27.771	30.045	27.081	27.793	336.4	
32	2'06.038 P	31.959	33.870	28.330	31.879	342.8	26	1'55.617	27.834	30.103	29.557	28.123	339.6	
33	30'08.095	31.784	33.915	28.288	28.490		27	1'57.811 P	27.695	30.085	28.482	31.549	339.6	
34	1'54.208	28.635	30.428	27.203	27.942	343.9	28	27'53.913	29.223	32.825	28.267	28.346		
35	1'53.187	27.986	30.182	27.088	27.931	342.8	29	2'00.963	32.053	32.415	28.862	27.633	337.5	
36	1'53.562	28.049	30.473	27.233	27.807	342.8	30	1'54.096	28.248	30.369	27.470	28.009	341.7	
37	2'35.216	27.895	1'10.607	28.385	28.329	341.7	31	1'53.354	27.844	30.370	27.261	27.879	336.4	
38	1'54.230	28.145	30.900	27.245	27.940	340.6	32	1'57.643 P	27.925	30.543	27.891	31.284	335.4	
39	1'53.318	27.960	30.289	27.209	27.860	339.6	33	40'30.582	29.430	31.826	28.083	28.196		
40	1'53.383	28.003	30.315	27.234	27.831	339.6		unfinished	28.116				337.5	
41	1'53.372	28.079	30.324	27.165	27.804	339.6								
42	1'53.273	27.976	30.305	27.127	27.865	339.6								
43	1'54.501	28.053	30.491	27.279	28.678	339.6								
44	1'53.642	28.054	30.261	27.233	28.094	338.5								
45	1'53.748	28.071	30.437	27.219	28.021	339.6								
46	1'54.008	28.081	30.442	27.315	28.170	339.6								
47	1'56.187	30.147	30.570	27.252	28.218	338.5								
48	1'53.463	28.063	30.393	27.180	27.827	338.5								
49	1'57.867	28.506	33.262	27.919	28.180	340.6								
50	1'53.635	28.147	30.309	27.242	27.937	340.6								
51	1'53.656	28.000	30.354	27.234	28.068	340.6								
52	1'53.817	28.015	30.434	27.183	28.185	341.7								
53	1'53.543	28.053	30.367	27.263	27.860	339.6								
54	1'54.233	28.050	30.462	27.348	28.373	339.6								
55	2'14.672 P	34.918	35.400	31.181	33.173	342.8								
56	1:26'52.043	32.577	33.354	29.143	29.090									
57	1'53.643	28.338	30.440	27.216	27.649	343.9								
58	1'52.548	27.749	30.161	27.087	27.551	343.9								
	unfinished	27.677	30.194			346.1								
16th	5	Johann ZARCO				CASTROL Honda LC	FRA							
		Runs=8	Total laps=33	Full laps=18	Valid laps=18									
1	2:35'56.833	32.182	33.693	29.466	28.823									
2	1'57.072	29.232	31.341	28.116	28.383	336.4								
3	1'55.299	28.433	30.763	27.964	28.139	335.4								
4	1'54.715	28.262	30.669	27.537	28.247	336.4								
17th	33	Brad BINDER				Red Bull KTM Factory	RSA							
		Runs=7	Total laps=47	Full laps=35	Valid laps=35									
1	2:01'08.425 P	36.428	37.679	32.708	34.208									
2	25'45.181	31.625	32.639	28.971	28.653									
3	1'56.168	28.713	30.829	27.724	28.902	341.7								
4	1'54.389	28.193	30.557	27.491	28.148	341.7								
5	1'54.489	28.145	30.750	27.403	28.191	342.8								
6	2'03.876 P	31.830	31.625	28.196	32.225	341.7								
7	16'52.629	33.505	38.310	28.741	28.732									
8	1'56.733	29.191	31.361	27.985	28.196	341.7								
9	1'54.427	28.253	30.383	27.464	28.327	341.7								
10	1'53.893	28.077	30.356	27.306	28.154	341.7								
11	2'09.804 P	35.235	34.408	28.252	31.909	341.7								
12	12'51.238	30.313	31.040	27.894	28.115									
13	1'53.226	27.934	30.222	27.305	27.765	342.8								
14	1'53.344	28.007	30.220	27.204	27.913	345.0								
15	2'08.274 P	32.180	31.925	27.786	36.383	342.8								
16	40'10.198	29.714	32.850	28.332	28.534									
17	1'53.842	28.152	30.318	27.322	28.050	343.9								
18	1'53.565	27.983	30.236	27.297	28.049	343.9								
19	1'52.908	27.875	30.084	27.140	27.809	343.9								
20	2'03.008 P	30.315	32.007	28.349	32.337	343.9								
21	23'11.610	32.376	32.430	28.299	28.546									
22	1'54.357	28.140	30.474	27.676	28.067	341.7								
23	1'53.367	27.903	30.318	27.307	27.839	342.8								

Fastest Lap: Francesco BAGNAIA Ducati Lenovo Team ITA **1'50.952** 27.419 29.584 26.611 27.338

These data/results cannot be reproduced, stored and/or transmitted in whole or in part by any manner of electronic, mechanical, photocopying, recording, broadcasting or otherwise now known or herein after developed without the previous express consent by the copyright owner, except for reproduction in daily press and regular printed publications on sale to the public within 60 days of the event related to those data/results and always provided that copyright symbol appears together as follows below.
© DORNA, 2024



Day 2 Practice

MotoGP

Lap	Lap Time		T1	T2	T3	T4	Speed	Lap	Lap Time		T1	T2	T3	T4	Speed
24	2'05.774	P	32.987	32.334	28.615	31.838	342.8	29	2'19.226	P	33.426	40.431	30.590	34.779	338.5
25	35'19.236		30.757	32.511	28.318	28.562		30	46'34.797		34.149	37.665	30.757	32.662	
26	1'53.292		27.982	30.241	27.264	27.805	341.7	31	1'57.218		28.899	31.799	27.933	28.587	340.6
27	1'52.995		27.829	30.104	27.238	27.824	341.7	32	1'54.585		28.317	30.573	27.456	28.239	339.6
28	1'53.078		27.752	30.260	27.211	27.855	342.8	33	1'54.483		28.108	30.634	27.516	28.225	340.6
29	1'52.979		27.885	30.187	27.157	27.750	341.7	34	1'54.273		28.128	30.542	27.382	28.221	339.6
30	1'53.342		27.820	30.442	27.169	27.911	342.8	35	1'54.618		28.244	30.652	27.446	28.276	339.6
31	1'53.307		27.946	30.295	27.269	27.797	341.7	36	1'54.252		28.096	30.501	27.426	28.229	338.5
32	1'53.130		27.942	30.266	27.209	27.713	341.7	37	1'58.596		29.894	31.666	28.549	28.487	339.6
33	1'53.202		27.901	30.215	27.209	27.877	341.7	38	2'02.360	P	31.382	31.886	28.657	30.435	339.6
34	1'52.859		27.768	30.189	27.155	27.747	341.7	39	32'39.595		35.169	31.344	27.457	27.941	
35	1'53.216		27.763	30.372	27.212	27.869	342.8	40	1'59.448		27.953	35.275	27.909	28.311	341.7
36	1'53.301		27.849	30.355	27.252	27.845	343.9	41	1'59.514		29.380	33.365	28.111	28.658	339.6
37	1'53.133		27.882	30.310	27.165	27.776	342.8	42	1'53.619		27.957	30.311	27.252	28.099	338.5
38	1'53.088		27.785	30.322	27.073	27.908	342.8	43	2'06.851	P	31.783	34.839	29.187	31.042	339.6
39	1'53.197		27.901	30.215	27.169	27.912	342.8	44	11'21.296		30.537	35.486	33.494	28.548	
40	1'53.345		27.812	30.384	27.333	27.816	342.8	45	2'03.246		35.806	32.312	27.241	27.887	341.7
41	1'53.268		27.875	30.352	27.285	27.756	342.8	46	1'53.012		27.864	30.151	27.021	27.976	340.6
42	1'53.317		27.823	30.330	27.285	27.879	342.8	47	2'00.562	P	28.898	33.519	28.217	29.928	342.8
43	1'53.389		27.824	30.327	27.311	27.927	342.8	48	27'07.934		31.947	34.237	30.589	30.305	
44	1'53.395		27.913	30.345	27.268	27.869	342.8	49	2'00.421		31.668	32.164	28.204	28.385	338.5
45	1'53.200	27.746	30.268	27.253	27.933	341.7	50	2'05.346		28.250	33.412	34.727	28.957	339.6	
46	1'53.457		27.805	30.344	27.401	27.907	342.8	51	2'08.753	P	32.734	35.630	29.367	31.022	339.6
47	1'53.432		27.829	30.295	27.443	27.865	343.9								
	unfinished		27.827	34.330	39.158		342.8								

19th 30 Takaaki NAKAGAMI IDEMITSU Honda LC JPN
Runs=7 Total laps=33 Full laps=19 Valid laps=19

18th 35 Cal CRUTCHLOW Yamaha Factory Raci GBR
Runs=8 Total laps=51 Full laps=35 Valid laps=35

1	1:10'27.647	32.462	33.632	29.598	31.060		
2	2'01.248	29.590	32.248	28.389	31.021	336.4	
3	1'57.047	29.148	31.139	28.079	28.681	335.4	
4	1'55.765	28.555	30.870	27.682	28.658	338.5	
5	2'10.551	33.649	40.066	28.258	28.578	338.5	
6	2'01.123	P	28.801	30.986	29.804	31.532	339.6
7	22'03.419		31.631	33.496	29.300	29.030	
8	2'05.099		28.719	37.855	28.970	29.555	338.5
9	1'55.091		28.495	30.902	27.464	28.230	338.5
10	1'55.295		28.382	30.695	27.684	28.534	338.5
11	2'10.375	P	34.019	34.033	29.144	33.179	339.6
12	36'11.929		32.612	34.684	29.158	28.773	
13	1'56.588		28.656	31.247	28.011	28.674	340.6
14	1'54.993		28.400	30.720	27.404	28.469	339.6
15	1'54.930		28.416	30.736	27.466	28.312	339.6
16	1'55.019		28.341	30.854	27.569	28.255	340.6
17	1'54.883		28.305	30.740	27.557	28.281	338.5
18	2'02.053		31.688	32.663	27.937	29.765	338.5
19	1'54.688		28.319	30.670	27.489	28.210	338.5
20	2'19.484	P	35.737	35.484	34.547	33.716	340.6
21	24'51.570		31.550	35.936	34.101	28.563	
22	1'57.532		28.394	32.596	28.167	28.375	340.6
23	1'54.458		28.297	30.509	27.521	28.131	338.5
24	1'53.800		28.112	30.372	27.246	28.070	338.5
25	1'54.140		28.067	30.556	27.291	28.226	340.6
26	1'54.472		28.240	30.628	27.385	28.219	339.6
27	1'59.161		31.110	31.939	27.798	28.314	336.4
28	1'54.157		28.255	30.512	27.312	28.078	336.4

1	46'12.448	34.911	35.904	30.379	29.838		
2	1'59.358	29.485	32.343	28.875	28.655	334.3	
3	1'55.915	28.914	31.020	27.819	28.162	333.3	
4	1'54.978	28.474	30.556	27.759	28.189	335.4	
5	2'09.884	P	31.281	34.007	30.250	34.346	334.3
6	2:00'08.802		42.720	35.043	30.166	29.675	
7	2'02.277		31.677	32.629	29.481	28.490	334.3
8	1'55.282		28.439	30.999	27.729	28.115	337.5
9	1'54.172		28.280	30.502	27.443	27.947	337.5
10	2'07.798	P	31.507	34.782	28.927	32.582	337.5
11	18'13.682		38.790	33.356	29.823	29.234	
12	1'59.868		28.867	32.705	29.575	28.721	335.4
13	1'54.666		28.259	30.645	27.697	28.065	336.4
14	1'54.028		28.121	30.446	27.510	27.951	338.5
15	2'05.904	P	30.472	33.180	29.667	32.585	337.5
16	13'41.526		31.303	33.766	29.670	29.096	
17	1'57.793		28.902	31.905	28.432	28.554	336.4
18	1'54.464		28.320	30.522	27.563	28.059	336.4
19	2'06.933	P	30.709	33.764	30.067	32.393	337.5
20	26'21.898		31.912	33.439	29.274	28.970	
21	1'54.975		28.285	30.771	27.676	28.243	335.4
22	1'53.501		28.083	30.209	27.316	27.893	336.4
23	1'53.118		27.925	30.248	27.243	27.702	337.5
24	2'08.203	P	31.492	33.497	29.771	33.443	339.6
25	29'28.396		54.822	34.835	29.503	28.915	
26	1'56.465		28.563	31.427	28.123	28.352	336.4
27	1'53.787		28.137	30.365	27.444	27.841	336.4
28	2'11.869	P	28.041	36.748	32.514	34.566	336.4
29	29'12.309		39.894	36.418	30.264	29.083	
30	1'55.605		28.587	30.860	28.110	28.048	337.5

Fastest Lap: Francesco BAGNAIA Ducati Lenovo Team ITA **1'50.952** 27.419 29.584 26.611 27.338

These data/results cannot be reproduced, stored and/or transmitted in whole or in part by any manner of electronic, mechanical, photocopying, recording, broadcasting or otherwise now known or herein after developed without the previous express consent by the copyright owner, except for reproduction in daily press and regular printed publications on sale to the public within 60 days of the event related to those data/results and always provided that copyright symbol appears together as follows below.
© DORNA, 2024

Official MotoGP Timing by TISSOT
www.motogp.com



Doha, Tuesday, February 20, 2024

Page 8 of 11

Day 2 Practice

MotoGP

Lap	Lap Time	T1	T2	T3	T4	Speed	Lap	Lap Time	T1	T2	T3	T4	Speed
31	1'53.984	27.930	30.418	27.710	27.926	336.4	4	1'57.953 P	28.513	30.675	27.536	31.229	339.6
32	1'53.377	27.904	30.344	27.327	27.802	337.5	5	12'48.537	33.218	32.113	28.405	28.710	
33	2'04.109 P	27.881	33.222	31.214	31.792	338.5	6	1'55.104	28.701	30.698	27.559	28.146	339.6

20th 10 **Luca MARINI** Repsol Honda Team ITA
 Runs=7 Total laps=44 Full laps=30 Valid laps=30

1	2:34'07.849	31.545	32.296	29.601	28.835	
2	1'56.230	28.580	31.082	27.993	28.575	335.4
3	1'54.521	28.252	30.643	27.496	28.130	337.5
4	1'54.337	28.248	30.578	27.434	28.077	336.4
5	1'54.165	28.073	30.539	27.472	28.081	339.6
6	2'02.224 P	30.126	32.513	29.205	30.380	337.5
7	14'16.794	29.457	35.463	28.380	28.594	
8	1'55.138	28.546	30.732	27.676	28.184	333.3
9	1'54.526	28.190	30.675	27.501	28.160	335.4
10	1'57.238 P	28.154	30.652	27.704	30.728	336.4
11	12'31.495	29.382	31.501	27.969	28.247	
12	1'54.267	28.207	30.548	27.398	28.114	336.4
13	2'01.879 P	32.435	31.453	27.988	30.003	337.5
14	10'23.126	28.920	31.943	28.155	28.286	
15	1'54.672	28.345	30.665	27.611	28.051	336.4
16	1'53.873	28.064	30.483	27.376	27.950	336.4
17	1'59.969 P	30.149	32.080	28.370	29.370	337.5
18	14'31.139	30.100	33.218	27.971	28.063	
19	1'53.566	28.028	30.334	27.380	27.824	339.6
20	1'53.898	27.956	30.472	27.292	28.178	337.5
21	1'53.477	27.906	30.374	27.189	28.008	339.6
22	1'53.280	27.876	30.429	27.176	27.799	342.8
23	2'04.567 P	30.260	33.073	30.183	31.051	341.7
24	34'26.973	31.989	35.256	29.871	28.589	
25	1'55.717	28.498	30.909	28.202	28.108	336.4
26	1'54.163	28.062	30.679	27.445	27.977	337.5
27	1'53.977	28.128	30.508	27.381	27.960	336.4
28	2'03.910 P	30.327	32.945	30.114	30.524	336.4
29	34'32.429	28.766	32.051	28.489	28.394	
30	1'54.277	28.233	30.550	27.503	27.991	336.4
31	1'53.849	27.998	30.557	27.382	27.912	336.4
32	1'53.881	28.034	30.494	27.382	27.971	336.4
33	1'53.959	27.967	30.434	27.635	27.923	336.4
34	1'53.730	28.055	30.428	27.337	27.910	336.4
35	1'53.700	27.989	30.428	27.450	27.833	336.4
36	1'53.713	27.891	30.475	27.355	27.992	336.4
37	1'53.708	27.990	30.419	27.407	27.892	336.4
38	1'53.848	27.898	30.504	27.415	28.031	337.5
39	1'53.896	27.995	30.576	27.368	27.957	337.5
40	1'53.907	27.912	30.544	27.531	27.920	337.5
41	1'53.793	27.978	30.470	27.416	27.929	337.5
42	1'53.825	28.008	30.510	27.411	27.896	337.5
43	1'53.679	27.903	30.496	27.374	27.906	338.5
44	2'10.798 P	34.041	34.393	30.419	31.945	339.6

21st 88 **Miguel OLIVEIRA** Trackhouse Racing POR
 Runs=11 Total laps=45 Full laps=27 Valid laps=28

1	1:05'40.370	30.870	32.739	28.862	29.528	
2	2'00.700	31.580	32.044	28.385	28.691	337.5
3	1'55.435	28.669	30.787	27.677	28.302	339.6

22nd 51 **Michele PIRRO** Prima Pramac Racing ITA
 Runs=7 Total laps=60 Full laps=46 Valid laps=46

4	1'57.953 P	28.513	30.675	27.536	31.229	339.6
5	12'48.537	33.218	32.113	28.405	28.710	
6	1'55.104	28.701	30.698	27.559	28.146	339.6
7	1'54.787	28.488	30.583	27.508	28.208	341.7
8	1'59.756	28.431	33.546	28.894	28.885	338.5
9	1'54.843	28.387	30.689	27.586	28.181	338.5
10	2'03.693 P	30.203	32.224	28.765	32.501	339.6
11	24'35.280	31.480	32.266	29.090	28.855	
12	1'56.126	28.638	31.217	27.900	28.371	339.6
13	2'05.050 P	28.177	30.774	29.483	36.616	339.6
14	19'15.921	31.874	32.238	28.748	28.682	
15	1'54.242	28.274	30.492	27.434	28.042	340.6
16	1'58.563	28.099	33.680	28.404	28.380	340.6
17	1'53.599	28.094	30.392	27.243	27.870	339.6
18	1'59.651 P	29.119	31.641	28.213	30.678	339.6
19	13'59.034	37.599	32.040	28.504	28.867	
20	1'55.147	28.409	30.863	27.725	28.150	338.5
21	1'54.313	28.249	30.501	27.484	28.079	340.6
22	1'53.962	28.126	30.510	27.332	27.994	339.6
23	2'01.794 P	29.751	32.433	28.723	30.887	339.6
24	16'03.579	30.619	31.826	28.124	28.142	
25	1'53.462	27.961	30.358	27.311	27.832	340.6
26	1'53.625	28.033	30.294	27.281	28.017	338.5
27	1'55.443	28.022	30.323	27.137	29.961	339.6
28	1'53.596	28.056	30.397	27.262	27.881	340.6
29	2'02.227 P	31.242	33.206	27.487	30.292	338.5
30	22'09.991	30.851	32.479	28.524	28.602	
31	1'54.444	28.211	30.645	27.597	27.991	339.6
32	1'53.840	28.121	30.397	27.323	27.999	339.6
33	1'58.652	28.139	32.688	29.302	28.523	340.6
34	1'53.472	27.999	30.377	27.193	27.903	340.6
35	1'59.827 P	29.602	32.103	28.653	29.469	341.7
36	30'41.270	31.702	31.755	28.239	28.438	
37	1'54.245	28.293	30.641	27.316	27.995	339.6
38	1'53.715	28.146	30.364	27.289	27.916	339.6
39	1'58.577	30.247	31.695	28.161	28.474	339.6
40	1'58.667 P	28.043	30.420	29.493	30.711	339.6
41	12'13.586	30.410	31.579	28.054	28.337	
	unfinished	27.981	30.291			340.6
42	1'58.628	30.494	31.865	27.978	28.291	
43	1'53.693	28.188	30.349	27.312	27.844	340.6
44	1'53.332	27.892	30.297	27.369	27.774	340.6
45	2'00.370 P	29.828	32.193	28.409	29.940	341.7

Fastest Lap: Francesco BAGNAIA Ducati Lenovo Team ITA **1'50.952** 27.419 29.584 26.611 27.338

These data/results cannot be reproduced, stored and/or transmitted in whole or in part by any manner of electronic, mechanical, photocopying, recording, broadcasting or otherwise now known or herein after developed without the previous express consent by the copyright owner, except for reproduction in daily press and regular printed publications on sale to the public within 60 days of the event related to those data/results and always provided that copyright symbol appears together as follows below.
 © DORNA, 2024



Day 2 Practice

MotoGP

Lap	Lap Time	T1	T2	T3	T4	Speed	Lap	Lap Time	T1	T2	T3	T4	Speed
11	1'58.102	28.913	31.725	28.121	29.343	332.3	4	1'56.333	28.513	30.934	28.072	28.814	336.4
12	1'57.083	29.077	31.448	27.928	28.630	331.2	5	1'56.076	28.663	31.021	27.766	28.626	335.4
13	1'55.939	28.548	31.108	27.717	28.566	332.3	6	2'09.566 P	28.767	35.682	31.253	33.864	335.4
14	1'56.832	28.875	31.302	28.023	28.632	334.3	7	14'43.472	32.979	33.109	28.685	29.824	
15	2'10.738 P	29.436	31.632	29.098	40.572	332.3	8	1'54.951	28.592	30.700	27.351	28.308	336.4
16	26'49.470	32.508	33.021	28.609	28.979		9	1'54.543	28.421	30.497	27.408	28.217	334.3
17	1'55.141	28.403	30.923	27.494	28.321	333.3	10	2'01.349	28.364	30.713	31.439	30.833	334.3
18	1'55.087	28.271	31.293	27.371	28.152	334.3	11	1'55.009	28.462	30.594	27.475	28.478	335.4
19	1'54.944	28.311	30.897	27.476	28.260	334.3	12	2'01.017 P	28.364	30.643	28.937	33.073	335.4
20	1'55.157	28.364	31.004	27.526	28.263	334.3	13	13'13.812	31.632	33.472	28.890	28.984	
21	1'55.140	28.473	30.997	27.493	28.177	334.3	14	1'55.086	28.489	30.698	27.476	28.423	336.4
22	1'55.447	28.171	30.899	27.603	28.774	335.4	15	2'01.044	28.280	33.733	29.984	29.047	335.4
23	1'56.313	28.446	31.379	27.964	28.524	333.3	16	1'54.956	28.368	30.692	27.461	28.435	335.4
24	2'13.509 P	32.631	34.751	30.828	35.299	333.3	17	1'54.810	28.385	30.566	27.468	28.391	334.3
25	31'21.642	32.504	35.340	38.769	29.887		18	2'11.012 P	28.414	35.192	31.670	35.736	335.4
26	1'56.752	28.894	31.442	27.787	28.629	333.3	19	21'16.241	31.247	33.437	28.961	28.869	
27	1'55.698	28.410	31.606	27.558	28.124	331.2	20	1'59.684	28.444	33.098	28.655	29.487	337.5
28	1'54.612	28.285	30.843	27.388	28.096	337.5	21	2'12.955 P	33.430	32.642	31.466	35.417	249.4
29	1'56.460	29.011	31.096	27.836	28.517	338.5	22	9'57.678	30.962	33.244	28.922	28.967	
30	1'54.641	28.233	30.944	27.396	28.068	334.3	23	1'55.182	28.447	30.957	27.502	28.276	336.4
31	1'54.938	28.186	30.946	27.497	28.309	334.3	24	1'54.771	28.330	30.665	27.388	28.388	335.4
32	1'55.152	28.338	30.960	27.618	28.236	333.3	25	1'54.500	28.308	30.528	27.354	28.310	335.4
33	2'12.633 P	31.102	35.355	30.118	36.058	334.3	26	1'54.514	28.242	30.506	27.440	28.326	336.4
34	21'26.579	30.032	32.907	29.277	31.676		27	2'04.607 P	28.345	34.361	30.349	31.552	337.5
35	1'54.903	28.199	31.062	27.434	28.208	334.3	28	21'48.025	31.211	32.169	27.811	28.290	
36	1'54.002	28.146	30.757	27.148	27.951	334.3	29	1'55.888	28.158	30.562	27.239	29.929	337.5
37	1'53.867	27.982	30.614	27.274	27.997	335.4	30	1'53.861	28.106	30.406	27.171	28.178	337.5
38	1'55.251	28.169	31.067	27.707	28.308	336.4	31	1'54.277	28.083	30.500	27.288	28.406	336.4
39	1'56.295	28.414	31.505	27.982	28.394	335.4	32	1'56.956	28.189	30.509	28.298	29.960	336.4
40	1'56.564	28.372	31.193	28.463	28.536	336.4	33	2'47.404 P	1'06.275	39.292	30.002	31.835	335.4
41	1'56.734	28.573	31.471	28.128	28.562	334.3	34	18'07.354	29.049	36.150	28.449	28.827	
42	2'12.321 P	31.241	35.308	30.218	35.554	332.3	35	1'55.338	28.440	31.380	27.288	28.230	338.5
43	19'05.629	28.458	31.532	27.624	28.134		36	2'03.996	28.397	31.527	31.665	32.407	339.6
44	1'54.573	28.209	30.884	27.447	28.033	336.4	37	1'54.767	28.384	30.730	27.328	28.325	339.6
45	1'53.809	27.962	30.547	27.238	28.062	338.5	38	1'54.436	28.330	30.672	27.235	28.199	335.4
46	1'54.228	28.003	30.765	27.413	28.047	337.5	39	2'06.322	33.783	32.480	31.766	28.293	336.4
47	1'55.535	28.220	31.071	27.843	28.401	336.4	40	1'57.067 P	28.264	30.494	27.501	30.808	340.6
48	1'55.904	28.502	31.199	27.856	28.347	334.3	41	13'40.446	33.846	32.502	28.116	30.419	
49	1'56.316	28.429	31.419	27.865	28.603	335.4	42	1'54.492	28.365	30.619	27.283	28.225	342.8
50	2'04.895	30.080	32.788	32.480	29.547	333.3	43	1'54.138	28.110	30.403	27.277	28.348	339.6
51	2'13.088 P	32.194	34.278	30.415	36.201	331.2	44	1'54.399	28.045	30.667	27.288	28.399	338.5
52	52'35.876	32.120	34.353	28.726	30.451		45	1'59.098	28.198	35.166	27.516	28.218	338.5
53	1'54.629	28.356	30.725	27.464	28.084	340.6	46	2'07.799 P	28.170	30.481	34.917	34.231	341.7
54	1'53.655	28.201	30.508	27.082	27.864	337.5	47	16'28.631	30.399	36.551	29.266	29.339	
55	1'53.932	27.942	30.659	27.250	28.081	337.5	48	1'59.557	28.719	31.627	29.033	30.178	338.5
56	1'54.763	28.059	30.662	27.682	28.360	336.4	49	1'55.353	28.487	30.847	27.589	28.430	340.6
57	1'57.012	28.071	30.695	29.559	28.687	336.4	50	1'54.881	28.270	30.748	27.445	28.418	338.5
58	1'54.665	28.067	30.702	27.389	28.507	335.4	51	1'54.609	28.155	30.670	27.374	28.410	339.6
59	1'54.778	28.281	30.731	27.508	28.258	334.3	52	1'54.326	28.211	30.558	27.310	28.247	338.5
60	2'15.636 P	32.802	36.279	30.228	36.327	334.3	53	1'59.616 P	28.239	30.672	27.421	33.284	337.5
23rd 37 Augusto FERNAND							54	16'57.272	30.958	32.848	28.885	28.837	
Runs=11 Total laps=70							55	1'55.058	28.331	30.886	27.534	28.307	337.5
Full laps=49 Valid laps=49							56	1'54.676	28.259	30.616	27.388	28.413	338.5
1	41'03.494	32.875	33.940	29.062	29.295		57	2'04.254 P	28.223	30.764	27.402	37.865	338.5
2	1'57.241	29.417	31.461	27.894	28.469	336.4	58	55'47.966	30.108	36.270	29.441	29.289	
3	1'55.657	28.525	30.915	27.749	28.468	337.5							

Fastest Lap: Francesco BAGNAIA Ducati Lenovo Team ITA **1'50.952** 27.419 29.584 26.611 27.338

These data/results cannot be reproduced, stored and/or transmitted in whole or in part by any manner of electronic, mechanical, photocopying, recording, broadcasting or otherwise now known or herein after developed without the previous express consent by the copyright owner, except for reproduction in daily press and regular printed publications on sale to the public within 60 days of the event related to those data/results and always provided that copyright symbol appears together as follows below.
© DORNA, 2024



Day 2 Practice

MotoGP

Lap	Lap Time	T1	T2	T3	T4	Speed	Lap	Lap Time	T1	T2	T3	T4	Speed
59	1'54.123	28.095	30.449	27.307	28.272	340.6							
60	1'54.186	28.075	30.553	27.328	28.230	337.5							
61	1'56.125	28.148	31.939	27.734	28.304	337.5							
62	1'54.329	28.059	30.723	27.356	28.191	338.5							
63	1'54.191	28.187	30.568	27.262	28.174	338.5							
64	1'53.977	28.084	30.484	27.272	28.137	337.5							
65	1'54.018	28.224	30.487	27.202	28.105	337.5							
66	1'53.912	28.005	30.458	27.351	28.098	339.6							
67	1'54.099	28.015	30.597	27.298	28.189	338.5							
68	1'54.029	28.031	30.515	27.289	28.194	340.6							
69	1'53.992	28.011	30.499	27.254	28.228	339.6							
70	1'54.052	28.022	30.563	27.298	28.169	339.6							
	unfinished	27.999	30.611			338.5							

24th 32 Lorenzo SAVADORI Aprilia Racing ITA
 Runs=3 Total laps=12 Full laps=6 Valid laps=10

1	3:23'07.447	33.757	36.427	31.578	32.411								
2	2'08.648	31.625	35.000	29.982	32.041	332.3							
3	2'10.844	33.695	34.019	29.733	33.397	334.3							
4	2'06.311	29.930	32.783	29.065	34.533	337.5							
	unfinished					43.2							
5	2'12.649 *	34.13*	36.790	30.893	30.829								
6	2'10.066	29.958	34.059	35.582	30.467	338.5							
7	2'01.400	29.686	32.826	28.873	30.015	338.5							
8	2'05.946	30.050	32.647	32.794	30.455	338.5							
	unfinished					119.4							
9	2'11.600 *	32.34*	34.237	34.263	30.760								
10	2'05.243	29.629	33.075	32.640	29.899	338.5							
11	2'09.790	29.217	36.314	34.138	30.121	338.5							
12	10'03.958 P	30.456	32.338	42.596	8'18.568	338.5							

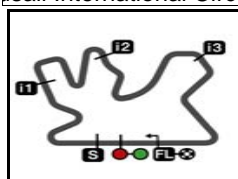
Fastest Lap: Francesco BAGNAIA Ducati Lenovo Team ITA **1'50.952** 27.419 29.584 26.611 27.338

These data/results cannot be reproduced, stored and/or transmitted in whole or in part by any manner of electronic, mechanical, photocopying, recording, broadcasting or otherwise now known or herein after developed without the previous express consent by the copyright owner, except for reproduction in daily press and regular printed publications on sale to the public within 60 days of the event related to those data/results and always provided that copyright symbol appears together as follows below.
 © DORNA, 2024

Official MotoGP Timing by TISSOT
 www.motogp.com



Doha, Tuesday, February 20, 2024



5380 m.

Qatar MotoGP™ Official Test

Day 2 Practice

Best Partial Times

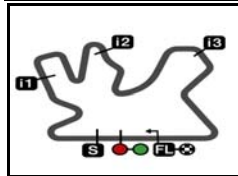
MotoGP™

IT Ideal Lap Time, sum of the best partial times

BT Best Lap Time

T1		T2		T3		T4				IT		BT
Pos	Rider	Time	Rider	Time	Rider	Time	Rider	Time	Pos	Rider	IT	BT
	1J.MARTIN	27.405	F.BAGNAIA	29.584	M.VIÑALES	26.546	E.BASTIANINI	27.303	1	F.BAGNAIA	1'50.952	1'50.952 (1)
	2F.BAGNAIA	27.419	E.BASTIANINI	29.619	F.BAGNAIA	26.611	A.ESPARGARO	27.322	2	E.BASTIANINI	1'51.072	1'51.072 (2)
	3A.ESPARGARO	27.420	A.ESPARGARO	29.701	R.FERNANDEZ	26.627	F.BAGNAIA	27.338	3	A.ESPARGAR	1'51.182	1'51.260 (3)
	4M.VIÑALES	27.461	R.FERNANDEZ	29.703	E.BASTIANINI	26.655	F.DI GIANNANTO	27.373	4	M.VIÑALES	1'51.315	1'51.387 (6)
	5M.MARQUEZ	27.473	M.MARQUEZ	29.761	A.MARQUEZ	26.666	M.MARQUEZ	27.430	5	M.MARQUEZ	1'51.335	1'51.335 (4)
	6E.BASTIANINI	27.495	F.DI GIANNANTO	29.803	M.MARQUEZ	26.671	M.VIÑALES	27.457	6	R.FERNANDEZ	1'51.341	1'51.341 (5)
	7R.FERNANDEZ	27.503	J.MARTIN	29.810	F.DI GIANNANTO	26.717	J.MILLER	27.465	7	F.DI GIANNAN	1'51.410	1'51.489 (8)
	8J.MILLER	27.509	M.VIÑALES	29.851	A.ESPARGARO	26.739	M.BEZZECCHI	27.479	8	J.MARTIN	1'51.466	1'51.466 (7)
	9F.DI GIANNANTO	27.517	J.MILLER	29.853	J.MARTIN	26.767	J.MARTIN	27.484	9	J.MILLER	1'51.720	1'51.720 (9)
	10M.BEZZECCHI	27.568	F.QUARTARARO	29.937	M.BEZZECCHI	26.769	R.FERNANDEZ	27.508	10	M.BEZZECCHI	1'51.758	1'51.758 (10)
	11F.QUARTARARO	27.574	M.BEZZECCHI	29.942	J.MILLER	26.893	F.QUARTARARO	27.543	11	A.MARQUEZ	1'51.919	1'51.944 (11)
	12J.MIR	27.651	A.MARQUEZ	29.945	F.QUARTARARO	26.894	P.ACOSTA	27.551	12	F.QUARTARAR	1'51.948	1'51.965 (12)
	13A.MARQUEZ	27.670	P.ACOSTA	30.015	A.RINS	26.915	J.MIR	27.576	13	P.ACOSTA	1'52.313	1'52.548 (15)
	14P.ACOSTA	27.677	J.ZARCO	30.045	J.MIR	26.931	A.RINS	27.613	14	J.MIR	1'52.328	1'52.457 (13)
	15J.ZARCO	27.695	B.BINDER	30.084	C.CRUTCHLOW	27.021	J.ZARCO	27.633	15	J.ZARCO	1'52.454	1'52.690 (16)
	16B.BINDER	27.746	C.CRUTCHLOW	30.151	P.ACOSTA	27.070	A.MARQUEZ	27.638	16	A.RINS	1'52.500	1'52.500 (14)
	17A.RINS	27.815	A.RINS	30.157	B.BINDER	27.073	T.NAKAGAMI	27.702	17	B.BINDER	1'52.616	1'52.859 (17)
	18C.CRUTCHLOW	27.864	J.MIR	30.170	J.ZARCO	27.081	B.BINDER	27.713	18	C.CRUTCHLO	1'52.923	1'53.012 (18)
	19L.MARINI	27.876	T.NAKAGAMI	30.209	M.PIRRO	27.082	M.OLIVEIRA	27.774	19	T.NAKAGAMI	1'53.035	1'53.118 (19)
	20T.NAKAGAMI	27.881	M.OLIVEIRA	30.291	M.OLIVEIRA	27.137	L.MARINI	27.799	20	M.OLIVEIRA	1'53.094	1'53.332 (21)
	21M.OLIVEIRA	27.892	L.MARINI	30.334	A.FERNANDEZ	27.171	M.PIRRO	27.864	21	L.MARINI	1'53.185	1'53.280 (20)
	22M.PIRRO	27.942	A.FERNANDEZ	30.403	L.MARINI	27.176	C.CRUTCHLOW	27.887	22	M.PIRRO	1'53.396	1'53.655 (22)
	23A.FERNANDEZ	27.999	M.PIRRO	30.508	T.NAKAGAMI	27.243	A.FERNANDEZ	28.098	23	A.FERNANDEZ	1'53.671	1'53.861 (23)
	24L.SAVADORI	29.217	L.SAVADORI	32.338	L.SAVADORI	28.873	L.SAVADORI	29.899	24	L.SAVADORI	2'00.327	2'01.400 (24)

These data/results cannot be reproduced, stored and/or transmitted in whole or in part by any manner of electronic, mechanical, photocopying, recording, broadcasting or otherwise now known or herein after developed without the previous express consent by the copyright owner, except for reproduction in daily press and regular printed publications on sale to the public within 60 days of the event related to those data/results and always provided that copyright symbol appears together as follows below.
© DORNA, 2024



5380 m.

Qatar MotoGP™ Official Test

Day 2 Practice

Fastest Laps Sequence

<i>Practice Time</i>	 <i>Rider</i>	<i>Nation</i>	<i>Motorcycle</i>	<i>Time</i>	<i>Km/h</i>	<i>Rider's Lap</i>
43'00.735	37 Augusto FERNANDEZ	SPA	KTM	1'57.241	165.1	2
44'56.392	37 Augusto FERNANDEZ	SPA	KTM	1'55.657	167.4	3
52'02.699	30 Takaaki NAKAGAMI	JPN	HONDA	1'54.978	168.4	4
1:07'36.790	37 Augusto FERNANDEZ	SPA	KTM	1'54.951	168.4	8
1:09'31.333	37 Augusto FERNANDEZ	SPA	KTM	1'54.543	169.0	9
1:52'48.407	20 Fabio QUARTARARO	FRA	YAMAHA	1'54.122	169.7	3
2:14'45.816	25 Raul FERNANDEZ	SPA	APRILIA	1'53.869	170.0	5
2:18'08.079	42 Alex RINS	SPA	YAMAHA	1'53.634	170.4	17
2:20'01.639	42 Alex RINS	SPA	YAMAHA	1'53.560	170.5	18
2:21'49.619	23 Enea BASTIANINI	ITA	DUCATI	1'53.365	170.8	4
2:21'51.435	72 Marco BEZZECCHI	ITA	DUCATI	1'53.232	171.0	4
2:33'53.072	25 Raul FERNANDEZ	SPA	APRILIA	1'53.177	171.1	9
2:42'15.869	93 Marc MARQUEZ	SPA	DUCATI	1'53.017	171.3	11
2:44'07.339	1 Francesco BAGNAIA	ITA	DUCATI	1'52.575	172.0	8
3:22'08.773	25 Raul FERNANDEZ	SPA	APRILIA	1'52.483	172.1	20
3:51'26.594	89 Jorge MARTIN	SPA	DUCATI	1'52.168	172.6	23
4:00'14.031	23 Enea BASTIANINI	ITA	DUCATI	1'52.136	172.7	19
4:24'15.540	49 Fabio DI GIANNANTONI	ITA	DUCATI	1'52.008	172.9	24
4:38'44.236	72 Marco BEZZECCHI	ITA	DUCATI	1'51.758	173.3	29
4:56'26.174	49 Fabio DI GIANNANTONI	ITA	DUCATI	1'51.569	173.5	31
5:00'00.546	1 Francesco BAGNAIA	ITA	DUCATI	1'50.952	174.5	29

These data/results cannot be reproduced, stored and/or transmitted in whole or in part by any manner of electronic, mechanical, photocopying, recording, broadcasting or otherwise now known or herein after developed without the previous express consent by the copyright owner, except for reproduction in daily press and regular printed publications on sale to the public within 60 days of the event related to those data/results and always provided that copyright symbol appears together as follows below.

© DORNA, 2024

Official MotoGP Timing by TISSOT
www.motogp.com



Doha, Tuesday, February 20, 2024