

5380 m.

**Qatar MotoGP™ Official Test**  
**Day 2 Practice**  
**Classification**

**6**

Rider	Nation	Team	Motorcycle	Time	Lap	Total	Gap	Top Speed
1 20 <b>Fabio QUARTARARO</b>	FRA	Monster Energy Yamaha MotoGP	YAMAHA	<b>1'54.122</b>	3	4		<b>346.1</b>
2 37 <b>Augusto FERNANDEZ</b>	SPA	Red Bull GASGAS Tech3	KTM	<b>1'54.543</b>	9	20	0.421 0.421	<b>337.5</b>
3 31 <b>Pedro ACOSTA</b>	SPA	Red Bull GASGAS Tech3	KTM	<b>1'54.552</b>	5	10	0.430 0.009	<b>343.9</b>
4 88 <b>Miguel OLIVEIRA</b>	POR	Trackhouse Racing	APRILIA	<b>1'54.787</b>	7	13	0.665 0.235	<b>341.7</b>
5 42 <b>Alex RINS</b>	SPA	Monster Energy Yamaha MotoGP	YAMAHA	<b>1'54.860</b>	6	14	0.738 0.073	<b>341.7</b>
6 30 <b>Takaaki NAKAGAMI</b>	JPN	IDEMITSU Honda LCR	HONDA	<b>1'54.978</b>	4	5	0.856 0.118	<b>335.4</b>
7 35 <b>Cal CRUTCHLOW</b>	GBR	Yamaha Factory Racing	YAMAHA	<b>1'55.091</b>	9	11	0.969 0.113	<b>339.6</b>
8 36 <b>Joan MIR</b>	SPA	Repsol Honda Team	HONDA	<b>1'55.483</b>	2	5	1.361 0.392	<b>336.4</b>
9 25 <b>Raul FERNANDEZ</b>	SPA	Trackhouse Racing	APRILIA	<b>1'55.873</b>	2	2	1.751 0.390	<b>339.6</b>
10 51 <b>Michele PIRRO</b>	ITA	Prima Pramac Racing	DUCATI	<b>1'55.939</b>	13	15	1.817 0.066	<b>334.3</b>
11 93 <b>Marc MARQUEZ</b>	SPA	Gresini Racing MotoGP	DUCATI	<b>1'58.872</b>	2	2	4.750 2.933	<b>339.6</b>

**No time set**

1 <b>Francesco BAGNAIA</b>	ITA	Ducati Lenovo Team	DUCATI
5 <b>Johann ZARCO</b>	FRA	CASTROL Honda LCR	HONDA
10 <b>Luca MARINI</b>	ITA	Repsol Honda Team	HONDA
12 <b>Maverick VIÑALES</b>	SPA	Aprilia Racing	APRILIA
23 <b>Enea BASTIANINI</b>	ITA	Ducati Lenovo Team	DUCATI
32 <b>Lorenzo SAVADORI</b>	ITA	Aprilia Racing	APRILIA
33 <b>Brad BINDER</b>	RSA	Red Bull KTM Factory Racing	KTM
41 <b>Aleix ESPARGARO</b>	SPA	Aprilia Racing	APRILIA
43 <b>Jack MILLER</b>	AUS	Red Bull KTM Factory Racing	KTM
49 <b>Fabio DI GIANNANTONIO</b>	ITA	Pertamina Enduro VR46 Racing Te	DUCATI
72 <b>Marco BEZZECCHI</b>	ITA	Pertamina Enduro VR46 Racing Te	DUCATI
73 <b>Alex MARQUEZ</b>	SPA	Gresini Racing MotoGP	DUCATI
89 <b>Jorge MARTIN</b>	SPA	Prima Pramac Racing	DUCATI

**Practice condition: Dry**

**Air: 25°**

**Humidity: 41%**

**Ground: 33°**

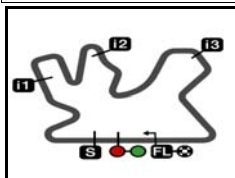
<b>Fastest Lap:</b>	Lap: 3	<b>Fabio QUARTARARO</b>	<b>1'54.122</b>	169.7 Km/h
<b>Best Race Lap:</b>	2023	<b>Enea BASTIANINI</b>	<b>1'52.978</b>	171.4 Km/h
<b>All Time Lap Record:</b>	2023	<b>Luca MARINI</b>	<b>1'51.762</b>	173.2 Km/h

The results are provisional until the end of the limit for protest and appeals.

Time limit for protest expires 60' after publication of the results - ..... Time: .....

These data/results cannot be reproduced, stored and/or transmitted in whole or in part by any manner of electronic, mechanical, photocopying, recording, broadcasting or otherwise now known or herein after developed without the previous express consent by the copyright owner, except for reproduction in daily press and regular printed publications on sale to the public within 60 days of the event related to those data/results and always provided that copyright symbol appears together as follows below.

© DORNA, 2024



5380 m.

## Qatar MotoGP™ Official Test

### Day 2 Practice

### Top Speed & Average

8



Rider	Nation	Motorcycle	Top 5 speeds					Average	Top
20 <b>Fabio QUARTARARO</b>	<b>FRA</b>	YAMAHA	346.1	345.0	341.7			344.3	<b>346.1</b>
31 <b>Pedro ACOSTA</b>	<b>SPA</b>	KTM	343.9	343.9	342.8	342.8	341.7	342.6	<b>343.9</b>
42 <b>Alex RINS</b>	<b>SPA</b>	YAMAHA	341.7	340.6	340.6	340.6	340.6	340.8	<b>341.7</b>
88 <b>Miguel OLIVEIRA</b>	<b>POR</b>	APRILIA	341.7	339.6	339.6	339.6	339.6	339.9	<b>341.7</b>
25 <b>Raul FERNANDEZ</b>	<b>SPA</b>	APRILIA	339.6	315.7				327.7	<b>339.6</b>
35 <b>Cal CRUTCHLOW</b>	<b>GBR</b>	YAMAHA	339.6	339.6	338.5	338.5	338.5	338.8	<b>339.6</b>
93 <b>Marc MARQUEZ</b>	<b>SPA</b>	DUCATI	339.6	338.5				339.1	<b>339.6</b>
37 <b>Augusto FERNANDEZ</b>	<b>SPA</b>	KTM	337.5	337.5	336.4	336.4	336.4	336.8	<b>337.5</b>
36 <b>Joan MIR</b>	<b>SPA</b>	HONDA	336.4	335.4	335.4	225.0		308.1	<b>336.4</b>
30 <b>Takaaki NAKAGAMI</b>	<b>JPN</b>	HONDA	335.4	334.3	334.3	333.3		334.3	<b>335.4</b>
51 <b>Michele PIRRO</b>	<b>ITA</b>	DUCATI	334.3	334.3	333.3	333.3	333.3	333.7	<b>334.3</b>

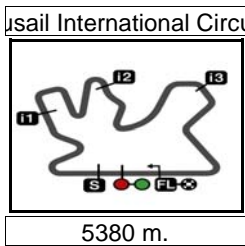
These data/results cannot be reproduced, stored and/or transmitted in whole or in part by any manner of electronic, mechanical, photocopying, recording, broadcasting or otherwise now known or herein after developed without the previous express consent by the copyright owner, except for reproduction in daily press and regular printed publications on sale to the public within 60 days of the event related to those data/results and always provided that copyright symbol appears together as follows below.

© DORNA, 2024

Official MotoGP Timing by **TISSOT**  
www.motogp.com



Doha, Tuesday, February 20, 2024

**Qatar MotoGP™ Official Test**  
**Day 2 Practice**  
**Chronological Analysis of Performances****9**

* Lap / Sector time cancelled		T1 Time from finish line to 1st intermediate				T3 Time from 2nd intermed. to 3rd intermed.							
P Crossing the finish line in pit lane		T2 Time from 1st intermed. to 2nd intermed.				T4 Time from 3rd intermediate to finish line							
Lap	Lap Time	T1	T2	T3	T4	Speed	Lap	Lap Time	T1	T2	T3	T4	Speed
<b>1st</b>	<b>20</b>	<b>Fabio QUARTARAR</b> Monster Energy Yama FRA											
Runs=1		Total laps=4		Full laps=2		Valid laps=2							
1	1:48'58.969	28.964	33.685	28.649	30.736		1	1:05'40.370	30.870	32.739	28.862	29.528	
2	<b>1'55.316</b>	28.589	30.926	27.618	28.183	341.7	2	<b>2'00.700</b>	31.580	32.044	28.385	28.691	337.5
3	<b>1'54.122</b>	<b>28.039</b>	<b>30.578</b>	<b>27.483</b>	<b>28.022</b>	<b>346.1</b>	3	<b>1'55.435</b>	28.669	30.787	27.677	28.302	339.6
4	1'58.579 P	30.387	31.136	27.866	29.190	345.0	4	1'57.953 P	28.513	30.675	27.536	31.229	339.6
<b>2nd</b>	<b>37</b>	<b>Augusto FERNAND</b> Red Bull GASGAS Te SPA											
Runs=4		Total laps=20		Full laps=13		Valid laps=13							
1	41'03.494	32.875	33.940	29.062	29.295		5	12'48.537	33.218	32.113	28.405	28.710	
2	<b>1'57.241</b>	29.417	31.461	27.894	28.469	336.4	6	<b>1'55.104</b>	28.701	30.698	27.559	<b>28.146</b>	339.6
3	<b>1'55.657</b>	28.525	30.915	27.749	28.468	<b>337.5</b>	7	<b>1'54.787</b>	28.488	<b>30.583</b>	<b>27.508</b>	28.208	<b>341.7</b>
4	<b>1'56.333</b>	28.513	30.934	28.072	28.814	336.4	8	<b>1'59.756</b>	28.431	33.546	28.894	28.885	338.5
5	<b>1'56.076</b>	28.663	31.021	27.766	28.626	335.4	9	<b>1'54.843</b>	28.387	30.689	27.586	28.181	338.5
6	2'09.566 P	28.767	35.682	31.253	33.864	335.4	10	2'03.693 P	30.203	32.224	28.765	32.501	339.6
7	14'43.472	32.979	33.109	28.685	29.824		11	24'35.280	31.480	32.266	29.090	28.855	
8	<b>1'54.951</b>	28.592	30.700	<b>27.351</b>	28.308	336.4	12	<b>1'56.126</b>	28.638	31.217	27.900	28.371	339.6
9	<b>1'54.543</b>	28.421	<b>30.497</b>	27.408	<b>28.217</b>	334.3	13	2'05.050 P	<b>28.177</b>	30.774	29.483	<b>36.616</b>	339.6
10	<b>2'01.349</b>	28.364	30.713	31.439	30.833	334.3							
11	<b>1'55.009</b>	28.462	30.594	27.475	28.478	335.4							
12	2'01.017 P	28.364	30.643	28.937	33.073	335.4							
13	13'13.812	31.632	33.472	28.890	28.984								
14	<b>1'55.086</b>	28.489	30.698	27.476	28.423	336.4							
15	<b>2'01.044</b>	<b>28.280</b>	33.733	29.984	29.047	335.4							
16	<b>1'54.956</b>	28.368	30.692	27.461	28.435	335.4							
17	<b>1'54.810</b>	28.385	30.566	27.468	28.391	334.3							
18	2'11.012 P	28.414	35.192	31.670	<b>35.736</b>	335.4							
19	21'16.241	31.247	33.437	28.961	28.869								
20	<b>1'59.684</b>	28.444	33.098	28.655	29.487	337.5							
unfinished		33.430	32.642		249.4								
<b>5th</b>	<b>42</b>	<b>Alex RINS</b> Monster Energy Yama SPA											
Runs=4		Total laps=14		Full laps=6		Valid laps=6							
1	1:00'03.769	30.922	33.218	28.971	29.043		5	10'02.604	29.115	31.772	27.928	28.637	
2	<b>1'56.388</b>	29.034	31.271	27.771	28.312	335.4	6	<b>1'54.860</b>	28.421	30.680	27.466	28.293	339.6
3	<b>1'55.028</b>	28.417	30.832	27.578	<b>28.201</b>	340.6	7	<b>1'55.393</b>	<b>28.247</b>	<b>30.617</b>	27.576	28.953	340.6
4	2'03.799 P	30.325	33.164	29.024	<b>31.286</b>	<b>341.7</b>	8	2'01.085 P	29.646	31.726	28.541	<b>31.172</b>	338.5
5	10'02.604	29.115	31.772	27.928	28.637		9	17'20.600	28.623	32.697	30.353	28.750	
6	<b>1'54.860</b>	28.421	30.680	27.466	28.293	339.6	10	<b>1'55.038</b>	28.500	30.711	<b>27.384</b>	28.443	340.6
7	<b>1'55.393</b>	<b>28.247</b>	<b>30.617</b>	27.576	28.953	340.6	11	<b>1'55.208</b>	28.477	30.792	27.567	28.372	340.6
8	2'01.085 P	29.646	31.726	28.541	<b>31.172</b>	338.5	12	<b>1'59.745</b>	28.516	30.913	27.519	<b>32.797</b>	340.6
9	17'20.600	28.623	32.697	30.353	28.750		13	15'00.730	27.971	31.718	27.830	28.247	
10	<b>1'55.038</b>	28.500	30.711	<b>27.384</b>	28.443	340.6	14	2'03.409 P	30.679	31.942	28.046	<b>32.742</b>	263.4
11	<b>1'55.208</b>	28.477	30.792	27.567	28.372	340.6							
12	<b>1'59.745</b>	28.516	30.913	27.519	<b>32.797</b>	340.6							
13	15'00.730	27.971	31.718	27.830	28.247								
14	2'03.409 P	30.679	31.942	28.046	<b>32.742</b>	263.4							
<b>6th</b>	<b>30</b>	<b>Takaaki NAKAGAMI</b> IDEMITSU Honda LC JPN											
Runs=1		Total laps=5		Full laps=3		Valid laps=3							
1	46'12.448	34.911	35.904	30.379	29.838		1	46'12.448	34.911	35.904	30.379	29.838	
2	<b>1'59.358</b>	29.485	32.343	28.875	28.655	334.3	2	<b>1'59.358</b>	29.485	32.343	28.875	28.655	334.3
3	<b>1'55.915</b>	28.914	31.020	27.819	<b>28.162</b>	333.3	3	<b>1'55.915</b>	28.914	31.020	27.819	<b>28.162</b>	333.3
4	<b>1'54.978</b>	<b>28.474</b>	<b>30.556</b>	<b>27.759</b>	28.189	<b>335.4</b>	4	<b>1'54.978</b>	<b>28.474</b>	<b>30.556</b>	<b>27.759</b>	28.189	<b>335.4</b>
5	2'09.884 P	31.281	34.007	30.250	34.346	334.3	5	2'09.884 P	31.281	34.007	30.250	34.346	334.3
<b>7th</b>	<b>35</b>	<b>Cal CRUTCHLOW</b> Yamaha Factory Raci GBR											
Runs=2		Total laps=11		Full laps=7		Valid laps=7							
1	1:10'27.647	32.462	33.632	29.598	31.060		1	1:10'27.647	32.462	33.632	29.598	31.060	
2	<b>2'01.248</b>	29.590	32.248	28.389	31.021	336.4	2	<b>2'01.248</b>	29.590	32.248	28.389	31.021	336.4
3	<b>1'57.047</b>	29.148	31.139	28.079	28.681	335.4	3	<b>1'57.047</b>	29.148	31.139	28.079	28.681	335.4
4	<b>1'55.765</b>	28.555	30.870	27.682	28.658	338.5	4	<b>1'55.765</b>	28.555	30.870	27.682	28.658	338.5
5	<b>2'10.551</b>	33.649	40.066	28.258	28.578	338.5	5	<b>2'10.551</b>	33.649	40.066	28.258	28.578	338.5
<b>4th</b>	<b>88</b>	<b>Miguel OLIVEIRA</b> Trackhouse Racing POR											
Runs=3		Total laps=13		Full laps=7		Valid laps=7							

**Fastest Lap:** Fabio QUARTARARO Monster Energy Yama FRA **1'54.122** 28.039 30.578 27.483 28.022These data/results cannot be reproduced, stored and/or transmitted in whole or in part by any manner of electronic, mechanical, photocopying, recording, broadcasting or otherwise now known or herein after developed without the previous express consent by the copyright owner, except for reproduction in daily press and regular printed publications on sale to the public within 60 days of the event related to those data/results and always provided that copyright symbol appears together as follows below.  
© DORNA, 2024

# Day 2 Practice

MotoGP

Lap	Lap Time		T1	T2	T3	T4	Speed	Lap	Lap Time	T1	T2	T3	T4	Speed
6	2'01.123	P	28.801	30.986	29.804	31.532	339.6							
7	22'03.419		31.631	33.496	29.300	29.030								
8	<b>2'05.099</b>		28.719	37.855	28.970	29.555	338.5							
9	<b>1'55.091</b>		28.495	30.902	<b>27.464</b>	<b>28.230</b>	338.5							
10	<b>1'55.295</b>		<b>28.382</b>	<b>30.695</b>	27.684	28.534	338.5							
11	2'10.375	P	34.019	34.033	29.144	33.179	339.6							

**8th 36** **Joan MIR** Repsol Honda Team SPA  
 Runs=2 Total laps=5 Full laps=2 Valid laps=2

1	1:36'59.082		29.429	32.584	28.719	28.837	
2	<b>1'55.483</b>		28.595	<b>30.886</b>	<b>27.668</b>	<b>28.334</b>	335.4
3	<b>1'59.355</b>		<b>28.417</b>	33.308	28.279	29.351	335.4
4	2'08.242	P	35.271	31.549	28.715	<b>32.707</b>	<b>336.4</b>
5	17'01.225		28.278	31.656	28.086	28.509	
	unfinished		1'07.263	54.114	48.124		225.0

**9th 25** **Raul FERNANDEZ** Trackhouse Racing SPA  
 Runs=1 Total laps=2 Full laps=1 Valid laps=1

1	1:59'42.856		30.473	32.652	28.681	29.381	
2	<b>1'55.873</b>		<b>29.052</b>	<b>30.716</b>	<b>27.414</b>	<b>28.691</b>	<b>339.6</b>
	unfinished		29.560	32.703	29.230		315.7

**10th 51** **Michele PIRRO** Prima Pramac Racing ITA  
 Runs=2 Total laps=15 Full laps=11 Valid laps=11

1	1:14'36.795		37.931	34.417	29.507	29.460	
2	<b>1'57.561</b>		29.231	31.638	28.196	28.496	332.3
3	<b>1'55.945</b>		28.509	31.171	27.897	<b>28.368</b>	333.3
4	<b>1'56.165</b>		28.606	31.239	27.907	28.413	332.3
5	<b>1'55.967</b>		<b>28.458</b>	31.293	<b>27.702</b>	28.514	333.3
6	<b>1'56.621</b>		28.770	31.329	27.961	28.561	332.3
7	<b>1'56.148</b>		28.600	<b>31.094</b>	27.835	28.619	333.3
8	<b>2'05.235</b>		33.749	33.159	28.948	29.379	<b>334.3</b>
9	2'10.086	P	29.873	33.307	30.336	36.570	330.2
10	21'54.282		33.349	33.319	29.001	29.161	
11	<b>1'58.102</b>		28.913	31.725	28.121	29.343	332.3
12	<b>1'57.083</b>		29.077	31.448	27.928	28.630	331.2
13	<b>1'55.939</b>		28.548	31.108	27.717	28.566	332.3
14	<b>1'56.832</b>		28.875	31.302	28.023	28.632	334.3
15	2'10.738	P	29.436	31.632	29.098	40.572	332.3

**11th 93** **Marc MARQUEZ** Gresini Racing MotoGP SPA  
 Runs=2 Total laps=2 Full laps=1 Valid laps=3

	unfinished		33.224	33.414	37.772		
1	<b>2'02.018</b>		31.024	32.754	28.687	29.553	
2	<b>1'58.872</b>		<b>29.212</b>	33.134	<b>28.016</b>	<b>28.510</b>	338.5
	unfinished		29.724	<b>31.571</b>	28.445		<b>339.6</b>

**12th 1** **Francesco BAGNAI** Ducati Lenovo Team ITA  
 Runs=1 Total laps=1 Full laps=0 Valid laps=0

1	2:01'25.468	P	32.369	<b>32.538</b>	<b>29.236</b>	32.924	
---	-------------	---	--------	---------------	---------------	--------	--

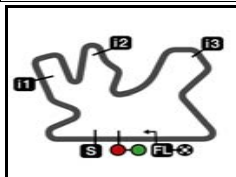
**18th 33** **Brad BINDER** Red Bull KTM Factory RSA  
 Runs=1 Total laps=1 Full laps=0 Valid laps=0

1	2:01'08.425	P	36.428	<b>37.679</b>	<b>32.708</b>	34.208	
---	-------------	---	--------	---------------	---------------	--------	--

**Fastest Lap:** Fabio QUARTARARO Monster Energy Yama FRA **1'54.122** 28.039 30.578 27.483 28.022

These data/results cannot be reproduced, stored and/or transmitted in whole or in part by any manner of electronic, mechanical, photocopying, recording, broadcasting or otherwise now known or herein after developed without the previous express consent by the copyright owner, except for reproduction in daily press and regular printed publications on sale to the public within 60 days of the event related to those data/results and always provided that copyright symbol appears together as follows below.  
 © DORNA, 2024





5380 m.

# Qatar MotoGP™ Official Test

## Day 2 Practice

### Best Partial Times

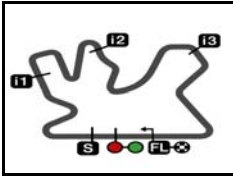
# MotoGP™

*IT* Ideal Lap Time, sum of the best partial times

*BT* Best Lap Time

<b>T1</b>		<b>T2</b>		<b>T3</b>		<b>T4</b>				<b>IT</b>	<b>BT</b>	
Pos	Rider	Time	Rider	Time	Rider	Time	Rider	Time	Pos	Rider	IT	BT
1	F.QUARTARARO	28.039	A.FERNANDEZ	30.497	A.FERNANDEZ	27.351	F.QUARTARARO	28.022	1	F.QUARTARAR	1'54.122	1'54.122 (1)
2	M.OLIVEIRA	28.177	P.ACOSTA	30.502	A.RINS	27.384	M.OLIVEIRA	28.146	2	A.FERNANDEZ	1'54.345	1'54.543 (2)
3	P.ACOSTA	28.245	T.NAKAGAMI	30.556	P.ACOSTA	27.409	T.NAKAGAMI	28.162	3	P.ACOSTA	1'54.375	1'54.552 (3)
4	A.RINS	28.247	F.QUARTARARO	30.578	R.FERNANDEZ	27.414	A.RINS	28.201	4	M.OLIVEIRA	1'54.414	1'54.787 (4)
5	A.FERNANDEZ	28.280	M.OLIVEIRA	30.583	C.CRUTCHLOW	27.464	A.FERNANDEZ	28.217	5	A.RINS	1'54.449	1'54.860 (5)
6	C.CRUTCHLOW	28.382	A.RINS	30.617	F.QUARTARARO	27.483	P.ACOSTA	28.219	6	C.CRUTCHLO	1'54.771	1'55.091 (7)
7	J.MIR	28.417	C.CRUTCHLOW	30.695	M.OLIVEIRA	27.508	C.CRUTCHLOW	28.230	7	T.NAKAGAMI	1'54.951	1'54.978 (6)
8	M.PIRRO	28.458	R.FERNANDEZ	30.716	J.MIR	27.668	J.MIR	28.334	8	J.MIR	1'55.305	1'55.483 (8)
9	T.NAKAGAMI	28.474	J.MIR	30.886	M.PIRRO	27.702	M.PIRRO	28.368	9	M.PIRRO	1'55.622	1'55.939 (10)
10	R.FERNANDEZ	29.052	M.PIRRO	31.094	T.NAKAGAMI	27.759	M.MARQUEZ	28.510	10	R.FERNANDEZ	1'55.873	1'55.873 (9)
11	M.MARQUEZ	29.212	M.MARQUEZ	31.571	M.MARQUEZ	28.016	R.FERNANDEZ	28.691	11	M.MARQUEZ	1'57.309	1'58.872 (11)
18	B.BINDER		J.MILLER		J.MILLER		B.BINDER		-1	B.BINDER		(-1)
24	F.BAGNAIA		J.ZARCO		J.ZARCO		F.BAGNAIA		-1	F.BAGNAIA		(-1)

These data/results cannot be reproduced, stored and/or transmitted in whole or in part by any manner of electronic, mechanical, photocopying, recording, broadcasting or otherwise now known or herein after developed without the previous express consent by the copyright owner, except for reproduction in daily press and regular printed publications on sale to the public within 60 days of the event related to those data/results and always provided that copyright symbol appears together as follows below.  
© DORNA, 2024




5380 m.

## Qatar MotoGP™ Official Test

### Day 2 Practice

### Fastest Laps Sequence

<i>Practice Time</i>	 <i>Rider</i>	<i>Nation</i>	<i>Motorcycle</i>	<i>Time</i>	<i>Km/h</i>	<i>Rider's Lap</i>
<b>43'00.735</b>	37 <b>Augusto FERNANDEZ</b>	SPA	KTM	<b>1'57.241</b>	165.1	2
<b>44'56.392</b>	37 <b>Augusto FERNANDEZ</b>	SPA	KTM	<b>1'55.657</b>	167.4	3
<b>52'02.699</b>	30 <b>Takaaki NAKAGAMI</b>	JPN	HONDA	<b>1'54.978</b>	168.4	4
<b>1:07'36.790</b>	37 <b>Augusto FERNANDEZ</b>	SPA	KTM	<b>1'54.951</b>	168.4	8
<b>1:09'31.333</b>	37 <b>Augusto FERNANDEZ</b>	SPA	KTM	<b>1'54.543</b>	169.0	9
<b>1:52'48.407</b>	20 <b>Fabio QUARTARARO</b>	FRA	YAMAHA	<b>1'54.122</b>	169.7	3

These data/results cannot be reproduced, stored and/or transmitted in whole or in part by any manner of electronic, mechanical, photocopying, recording, broadcasting or otherwise now known or herein after developed without the previous express consent by the copyright owner, except for reproduction in daily press and regular printed publications on sale to the public within 60 days of the event related to those data/results and always provided that copyright symbol appears together as follows below.

© DORNA, 2024

Official MotoGP Timing by TISSOT  
www.motogp.com



**Doha, Tuesday, February 20, 2024**