

JuniorGP 2025

FIM JuniorGP - CIRCUIT BARCELONA-CATALUNYA

Practice JuniorGP

Classification

No	Rider	Nat	Team	Bike	Tires	Cl.	Time	Lap Total	Gap	Kph
1	51 BRIAN URIARTE	SPA	UAX SeventyTwo Artbox	KTM		JuniorGP	1:47.532	14 15	-	155.9
2	27 RICO SALMELA	FIN	ESTRELLA GALICIA 0'0	HONDA		JuniorGP	1:47.671	8 8	+0.139 +0.139	155.7
3	54 JESÚS RÍOS	SPA	Finetwork XTI Mir Racing Team	KTM		JuniorGP	1:47.873	14 14	+0.341 +0.202	155.4
4	97 MARCO MORELLI	ARG	GRYD - MLav Racing	HONDA		JuniorGP	1:47.973	3 14	+0.441 +0.100	155.3
5	67 CASEY O'GORMAN	IRL	ESTRELLA GALICIA 0'0	HONDA		JuniorGP	1:48.083	13 14	+0.551 +0.110	155.1
6	9 VEDA PRATAMA	INA	Astra Honda Racing Team	HONDA		JuniorGP	1:48.141	7 13	+0.609 +0.058	155.0
7	52 EVAN BELFORD	GBR	British Talent Team - MLav Racing	HONDA		JuniorGP	1:48.232	12 13	+0.700 +0.091	154.9
8	13 HAKIM DANISH	MAL	SIC RACING MSI	KTM		JuniorGP	1:48.313	12 13	+0.781 +0.081	154.8
9	78 JOEL ESTEBAN	SPA	CFMOTO Aspar Junior Team	CFMOTO		JuniorGP	1:48.375	3 16	+0.843 +0.062	154.7
10	11 DAVID GONZÁLEZ	SPA	AC RACING TEAM	KTM		JuniorGP	1:48.390	11 13	+0.858 +0.015	154.7
11	32 ZEN MITANI	JPN	Asia Talent Team	HONDA		JuniorGP	1:48.398	3 13	+0.866 +0.008	154.7
12	5 LEO RAMMERSTORFER	AUT	MTA JUNIOR TEAM	KTM		JuniorGP	1:48.443	3 14	+0.911 +0.045	154.6
13	57 LEONARDO ZANNI	ITA	Finetwork XTI Mir Racing Team	KTM		JuniorGP	1:48.486	12 12	+0.954 +0.043	154.5
14	47 DODO BOGGIO	ITA	Team Estrella Galicia 0'0	HONDA		JuniorGP	1:48.915	7 14	+1.383 +0.429	153.9
15	70 KRISTIAN DANIEL JR	USA	AGR Team	KTM		JuniorGP	1:48.940	13 13	+1.408 +0.025	153.9
16	45 KGOPOTSO MONONYANE	RSA	AGR Team	KTM		JuniorGP	1:48.945	14 14	+1.413 +0.005	153.9
17	31 GIULIO PUGLIESE	ITA	CFMOTO Aspar Junior Team	CFMOTO		JuniorGP	1:48.946	12 12	+1.414 +0.001	153.9
18	25 LEONARDO ABRUZZO	ITA	MTA JUNIOR TEAM	KTM		JuniorGP	1:49.067	14 14	+1.535 +0.121	153.7
19	4 SULLIVAN MOUNSEY	GBR	CFMOTO Aspar Junior Team	CFMOTO		JuniorGP	1:49.121	14 14	+1.589 +0.054	153.6
20	33 ENZO BELLON	FRA	CIP GREEN POWER JUNIOR TEAM	KTM		JuniorGP	1:49.230	9 9	+1.698 +0.109	153.5
21	10 ADRIAN CRUCES	SPA	Finetwork XTI MIR Racing Team	KTM		JuniorGP	1:49.354	12 14	+1.822 +0.124	153.3
22	37 MARIANOS NIKOLIS	AUS	AGR Team	KTM		JuniorGP	1:49.434	2 2	+1.902 +0.080	153.2
23	85 KIATTISAK SINGHAPONG	THA	Honda Racing Thailand	HONDA		JuniorGP	1:49.534	11 13	+2.002 +0.100	153.1
24	28 KEVIN FARKAS	HUN	UAX SeventyTwo Artbox	KTM		JuniorGP	1:49.558	12 13	+2.026 +0.024	153.0
25	8 EDOARDO BERTOLA	ITA	EAGLE-1 TEAM	KTM		JuniorGP	1:49.703	3 14	+2.171 +0.145	152.8
26	21 ERIK MICHIELON	ITA	TEAM ECHOVIT PASINI RACING	KTM		JuniorGP	1:49.761	13 14	+2.229 +0.058	152.7
27	91 KOTARO UCHIUMI	JPN	MTA JUNIOR TEAM	KTM		JuniorGP	1:49.848	13 14	+2.316 +0.087	152.6
28	48 LENOXX PHOMMARA	SWI	MTA JUNIOR TEAM	KTM		JuniorGP	1:50.070	3 15	+2.538 +0.222	152.3
29	29 LUCAS BROWN	GBR	British Talent Team	HONDA		JuniorGP	1:50.389	12 13	+2.857 +0.319	151.9
30	34 CESARE TIEZZI	ITA	EAGLE-1 TEAM	KTM		JuniorGP	1:50.579	9 14	+3.047 +0.190	151.6
31	2 LORIS SCHÖNROCK	GER	F. Koch Rennsport	KTM		JuniorGP	1:51.877	8 13	+4.345 +1.298	149.9
32	92 JEREMI WOJCIECHOWSKI	POL	AC Racing KidzGp Team	KTM		JuniorGP	1:52.999	12 13	+5.467 +1.122	148.4
33	55 RANDY FLORENT TRUCHOT	FRA	TEAM LAGLISSE	HUSQVARNA		JuniorGP	1:53.499	9 15	+5.967 +0.500	147.7
34	36 BEATRIZ NEILA	SPA	AGR Team	KTM		JuniorGP	1:53.938	16 16	+6.406 +0.439	147.1

Fastest Lap: Lap 14 BRIAN URIARTE **1:47.532** 155.9 Kph

RIDERS 5, 8, 10, 21, 25, 27, 31, 33, 45, 48, 52, 55, 57, 67, 70, 85, 92 - SOME LAPTIMES DELETED DUE TO TRACK LIMITS

Published at:

Track Status: **DRY**

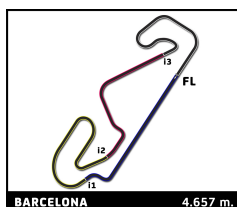
Clerk of the Course:

Rafa Vilarrubias

Timekeeper:

Denis del Pozo





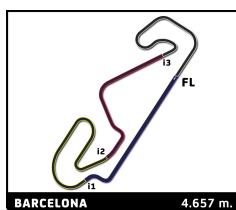
JuniorGP 2025

FIM JuniorGP - CIRCUIT BARCELONA-CATALUNYA

Practice JuniorGP

Best Sector Times

Sector 1			Sector 2			Sector 3			Pos	No Rider	Ideal Lap	Best Lap
Pos	No Rider	Time	No Rider	Time	No Rider	Time						
1	10 A.CRUCES	19.456	51 B.URIARTE	33.057	27 R.SALMELA	22.471	1	51 B.URIARTE	1:47.415	1:47.532	(1)	
2	51 B.URIARTE	19.569	54 J.RÍOS	33.089	51 B.URIARTE	22.508	2	27 R.SALMELA	1:47.532	1:47.671	(2)	
3	97 M.MORELLI	19.647	11 D.GONZÁLEZ	33.111	54 J.RÍOS	22.544	3	54 J.RÍOS	1:47.665	1:47.873	(3)	
4	67 C.O'GORMAN	19.654	27 R.SALMELA	33.124	13 H.DANISH	22.583	4	97 M.MORELLI	1:47.693	1:47.973	(4)	
5	70 K.DANIEL JR	19.659	67 C.O'GORMAN	33.160	11 D.GONZÁLEZ	22.608	5	67 C.O'GORMAN	1:47.841	1:48.083	(5)	
6	27 R.SALMELA	19.663	97 M.MORELLI	33.175	78 J.ESTEBAN	22.627	6	9 V.PRATAMA	1:47.981	1:48.141	(6)	
7	52 E.BELFORD	19.685	13 H.DANISH	33.230	67 C.O'GORMAN	22.631	7	52 E.BELFORD	1:48.030	1:48.232	(7)	
8	78 J.ESTEBAN	19.704	9 V.PRATAMA	33.236	97 M.MORELLI	22.636	8	11 D.GONZÁLEZ	1:48.114	1:48.390	(10)	
9	4 S.MOUNSEY	19.725	52 E.BELFORD	33.262	57 L.ZANNI	22.712	9	13 H.DANISH	1:48.136	1:48.313	(8)	
10	25 L.ABRUZZO	19.751	78 J.ESTEBAN	33.340	25 L.ABRUZZO	22.734	10	78 J.ESTEBAN	1:48.200	1:48.375	(9)	
11	32 Z.MITANI	19.752	32 Z.MITANI	33.345	10 A.CRUCES	22.743	11	32 Z.MITANI	1:48.310	1:48.398	(11)	
12	47 D.BOGGIO	19.757	45 K.MONONYANE	33.387	5 L.RAMMERSTORFER	22.744	12	10 A.CRUCES	1:48.335	1:49.354	(21)	
13	57 L.ZANNI	19.786	5 L.RAMMERSTORFER	33.417	31 G.PUGLIESE	22.751	13	5 L.RAMMERSTORFER	1:48.401	1:48.443	(12)	
14	54 J.RÍOS	19.799	57 L.ZANNI	33.444	32 Z.MITANI	22.758	14	57 L.ZANNI	1:48.413	1:48.486	(13)	
15	9 V.PRATAMA	19.830	4 S.MOUNSEY	33.451	9 V.PRATAMA	22.795	15	25 L.ABRUZZO	1:48.526	1:49.067	(18)	
16	5 L.RAMMERSTORFER	19.853	10 A.CRUCES	33.476	33 E.BELLON	22.809	16	70 K.DANIEL JR	1:48.611	1:48.940	(15)	
17	28 K.FARKAS	19.896	47 D.BOGGIO	33.491	52 E.BELFORD	22.810	17	4 S.MOUNSEY	1:48.662	1:49.121	(19)	
18	21 E.MICHIELON	19.945	25 L.ABRUZZO	33.491	45 K.MONONYANE	22.826	18	47 D.BOGGIO	1:48.672	1:48.915	(14)	
19	85 K.SINGHAPONG	19.950	31 G.PUGLIESE	33.492	4 S.MOUNSEY	22.826	19	45 K.MONONYANE	1:48.824	1:48.945	(16)	
20	31 G.PUGLIESE	19.955	70 K.DANIEL JR	33.532	47 D.BOGGIO	22.831	20	33 E.BELLON	1:48.902	1:49.230	(20)	
21	11 D.GONZÁLEZ	19.956	33 E.BELLON	33.552	37 M.NIKOLIS	22.862	21	31 G.PUGLIESE	1:48.946	1:48.946	(17)	
22	48 L.PHOMMARA	19.970	91 K.UCHIUMI	33.559	85 K.SINGHAPONG	22.878	22	85 K.SINGHAPONG	1:49.135	1:49.534	(23)	
23	33 E.BELLON	19.971	8 E.BERTOLA	33.560	70 K.DANIEL JR	22.885	23	8 E.BERTOLA	1:49.296	1:49.703	(25)	
24	37 M.NIKOLIS	19.987	28 K.FARKAS	33.567	28 K.FARKAS	22.897	24	28 K.FARKAS	1:49.356	1:49.558	(24)	
25	13 H.DANISH	19.990	85 K.SINGHAPONG	33.593	91 K.UCHIUMI	22.942	25	37 M.NIKOLIS	1:49.434	1:49.434	(22)	
26	45 K.MONONYANE	19.991	48 L.PHOMMARA	33.598	8 E.BERTOLA	22.970	26	91 K.UCHIUMI	1:49.450	1:49.848	(27)	
27	91 K.UCHIUMI	20.040	37 M.NIKOLIS	33.629	21 E.MICHIELON	23.026	27	21 E.MICHIELON	1:49.510	1:49.761	(26)	
28	8 E.BERTOLA	20.044	21 E.MICHIELON	33.654	48 L.PHOMMARA	23.038	28	48 L.PHOMMARA	1:49.518	1:50.070	(28)	
29	29 L.BROWN	20.208	29 L.BROWN	33.705	34 C.TIEZZI	23.225	29	29 L.BROWN	1:49.969	1:50.389	(29)	
30	34 C.TIEZZI	20.247	34 C.TIEZZI	33.731	29 L.BROWN	23.250	30	34 C.TIEZZI	1:50.362	1:50.579	(30)	
31	2 L.SCHÖNROCK	20.339	2 L.SCHÖNROCK	34.269	2 L.SCHÖNROCK	23.570	31	2 L.SCHÖNROCK	1:51.558	1:51.877	(31)	
32	55 R.TRUCHOT	20.765	92 J.WOJCIECHOWSKI	34.469	92 J.WOJCIECHOWSKI	23.647	32	92 J.WOJCIECHOWSKI	1:52.676	1:52.999	(32)	
33	92 J.WOJCIECHOWSKI	20.767	55 R.TRUCHOT	34.799	36 B.NEILA	23.695	33	55 R.TRUCHOT	1:53.245	1:53.499	(33)	
34	36 B.NEILA	20.803	36 B.NEILA	35.205	55 R.TRUCHOT	23.812	34	36 B.NEILA	1:53.812	1:53.938	(34)	



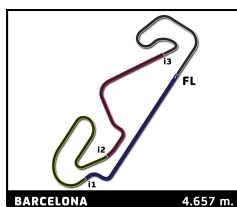
JuniorGP 2025

FIM JuniorGP - CIRCUIT BARCELONA-CATALUNYA

Practice JuniorGP

Best Top Speed

No Rider	Team	Class	Top 1		Top 2		Top 3		Top 4		Top 5		
			Kph	Lap	Kph	Lap	Kph	Lap	Kph	Lap	Kph	Lap	Avg
4 SULLIVAN MOUNSEY	CFMOTO Aspar Junior Team	JuniorGP	246.5	14	246.0	3	244.3	8	241.6	9	239.5	7	243.6
28 KEVIN FARKAS	UAX SeventyTwo Artbox	JuniorGP	245.4	2	243.8	11	242.7	4	242.1	3	241.6	12	243.1
51 BRIAN URIARTE	UAX SeventyTwo Artbox	JuniorGP	245.4	6	243.8	15	243.8	13	243.8	3	242.7	4	243.9
97 MARCO MORELLI	GRYD - MLav Racing	JuniorGP	245.4	3	245.4	2	243.8	7	242.7	6	242.1	4	243.9
32 ZEN MITANI	Asia Talent Team	JuniorGP	243.2	7	242.7	6	242.1	13	241.1	2	240.5	12	241.9
34 CESARE TIEZZI	EAGLE-1 TEAM	JuniorGP	243.2	3	242.1	2	236.9	10	236.9	9	236.3	7	239.1
54 JESÚS RÍOS	Finetwork XTI Mir Racing Team	JuniorGP	243.2	2	242.7	9	236.3	3	235.8	7	234.8	13	238.6
9 VEDA PRATAMA	Astra Honda Racing Team	JuniorGP	242.7	6	242.1	4	241.1	9	240.5	7	238.4	8	241.0
45 KGOPOTSO MONONYANE	AGR Team	JuniorGP	242.7	4	240.0	2	239.5	3	238.9	13	238.4	12	239.9
47 DODO BOGGIO	Team Estrella Galicia 0'0	JuniorGP	242.7	9	241.6	2	241.1	7	241.1	4	240.0	14	241.3
85 KIATTISAK SINGHAPONG	Honda Racing Thailand	JuniorGP	242.7	12	240.0	7	238.9	11	238.4	8	238.4	5	239.7
31 GIULIO PUGLIESE	CFMOTO Aspar Junior Team	JuniorGP	242.1	4	241.6	12	241.1	8	240.5	7	240.5	3	241.2
11 DAVID GONZÁLEZ	AC RACING TEAM	JuniorGP	241.6	4	240.0	2	237.4	12	236.9	3	236.3	6	238.4
67 CASEY O'GORMAN	ESTRELLA GALICIA 0'0	JuniorGP	241.6	7	240.5	13	239.5	12	239.5	6	238.9	11	240.0
2 LORIS SCHÖNROCK	F. Koch Rennsport	JuniorGP	241.1	3	237.4	8	236.9	7	232.8	6	232.3	12	236.1
5 LEO RAMMERSTORFER	MTA JUNIOR TEAM	JuniorGP	241.1	4	240.0	2	239.5	13	239.5	12	239.5	8	239.9
13 HAKIM DANISH	SIC RACING MSI	JuniorGP	241.1	6	240.5	7	239.5	3	238.9	12	238.4	9	239.7
37 MARIANOS NIKOLIS	AGR Team	JuniorGP	241.1	2	166.2	1							203.7
70 KRISTIAN DANIEL JR	AGR Team	JuniorGP	241.1	13	237.4	4	236.9	11	236.3	7	235.8	2	237.5
78 JOEL ESTEBAN	CFMOTO Aspar Junior Team	JuniorGP	241.1	7	241.1	2	240.5	4	240.0	3	237.9	14	240.1
21 ERIK MICHIELON	TEAM ECHOVIT PASINI RACING	JuniorGP	240.5	14	240.0	13	239.5	8	237.9	4	235.8	11	238.7
27 RICO SALMELA	ESTRELLA GALICIA 0'0	JuniorGP	240.5	2	239.5	3	238.9	8	237.4	5	236.9	6	238.6
48 LENOX PHOMMARA	MTA JUNIOR TEAM	JuniorGP	240.5	14	238.4	4	237.9	3	237.4	15	237.4	2	238.3
91 KOTARO UCHIUMI	MTA JUNIOR TEAM	JuniorGP	240.5	2	237.9	4	236.9	13	234.8	3	233.3	14	236.7
10 ADRIAN CRUCES	Finetwork XTI MIR Racing Team	JuniorGP	240.0	8	238.9	2	235.3	14	235.3	12	234.3	7	236.8
57 LEONARDO ZANNI	Finetwork XTI Mir Racing Team	JuniorGP	240.0	12	238.4	7	238.4	2	237.4	11	236.3	8	238.1
8 EDOARDO BERTOLA	EAGLE-1 TEAM	JuniorGP	239.5	4	238.9	7	236.9	2	235.3	3	234.8	6	237.1
25 LEONARDO ABRUZZO	MTA JUNIOR TEAM	JuniorGP	238.9	4	237.4	14	236.9	2	235.3	6	234.8	3	236.7
29 LUCAS BROWN	British Talent Team	JuniorGP	238.9	7	236.3	3	234.8	2	233.3	13	233.3	9	235.3
52 EVAN BELFORD	British Talent Team - MLav Racing	JuniorGP	238.9	12	238.4	7	236.9	8	236.9	6	236.3	13	237.5
36 BEATRIZ NEILA	AGR Team	JuniorGP	235.8	15	231.3	2	230.8	3	228.4	16	227.9	7	230.8
33 ENZO BELLON	CIP GREEN POWER JUNIOR TEAM	JuniorGP	235.3	4	234.8	9	232.8	3	231.8	8	230.8	2	233.1
55 RANDY FLORENT TRUCHOT	TEAM LAGLISSE	JuniorGP	230.8	6	230.3	4	228.9	15	228.9	8	228.9	7	229.6
92 JEREMI WOJCIECHOWSKI	AC Racing KidzGp Team	JuniorGP	227.4	3	226.0	6	225.6	11	224.6	7	224.2	12	225.6



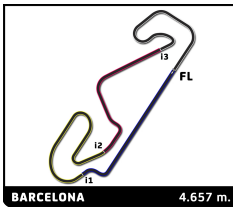
JuniorGP 2025

FIM JuniorGP - CIRCUIT BARCELONA-CATALUNYA

Practice JuniorGP

Fastest Lap Sequence

Elapsed	No Rider	Team	Bike	Class	Time	Kph	Lap
3:43.889	52 EVAN BELFORD	British Talent Team - MLav Racing	HONDA	JuniorGP	1:48.806	154.1	2
3:45.178	32 ZEN MITANI	Asia Talent Team	HONDA	JuniorGP	1:48.644	154.3	2
4:38.029	27 RICO SALMELA	ESTRELLA GALICIA 0'0	HONDA	JuniorGP	1:48.578	154.4	2
5:32.445	52 EVAN BELFORD	British Talent Team - MLav Racing	HONDA	JuniorGP	1:48.556	154.4	3
5:33.576	32 ZEN MITANI	Asia Talent Team	HONDA	JuniorGP	1:48.398	154.7	3
5:39.255	97 MARCO MORELLI	GRYD - MLav Racing	HONDA	JuniorGP	1:47.973	155.3	3
24:15.738	27 RICO SALMELA	ESTRELLA GALICIA 0'0	HONDA	JuniorGP	1:47.671	155.7	8
32:11.635	51 BRIAN URIARTE	UAX SeventyTwo Artbox	KTM	JuniorGP	1:47.532	155.9	14



JuniorGP 2025

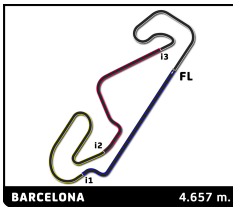
FIM JuniorGP - CIRCUIT BARCELONA-CATALUNYA

Practice JuniorGP

Sector Analysis

— Invalidated Lap ■ Personal Best ■ Session Best B Crossing the pit lane

Lap	Time	Sector 1	Sector 2	Sector 3	Sector 4	T.Spd	Lap	Time	Sector 1	Sector 2	Sector 3	Sector 4	T.Spd
51 BRIAN URIARTE SPA													
UAX SeventyTwo Artbox KTM													
1	2:17.584	46.419	35.149	23.019	32.997	174.5	9	1:48.493	19.740	33.290	22.691	32.772	239.5
2	1:49.203	19.782	33.255	23.582	32.584	242.7	10	2:03.800B	19.709	34.167	23.393	46.531	229.4
3	1:48.451	19.738	33.452	22.646	32.615	243.8	11	5:58.579	4:27.495	35.173	23.173	32.738	151.2
4	2:03.314B	19.870	34.142	23.140	46.162	242.7	12	1:49.186	19.838	33.900	22.870	32.578	239.5
5	4:54.516	3:23.170	34.575	23.064	33.707	162.5	13	1:48.733	19.899	33.446	22.845	32.543	237.9
6	1:48.574	19.684	33.539	22.719	32.632	245.4	14	1:49.974	20.101	34.072	22.985	32.816	236.9
7	1:48.514	19.766	33.362	22.678	32.708	242.1							
8	1:48.601	19.755	33.406	22.652	32.788	242.1							
9	1:48.730	19.871	33.494	22.683	32.682	240.5							
10	1:48.655	19.814	33.455	22.722	32.664	238.9							
11	2:01.026B	19.791	33.466	22.706	45.063	238.9							
12	4:39.195	3:09.480	34.304	22.837	32.574	167.5							
13	1:47.740	19.726	33.225	22.508	32.281	243.8							
14	1:47.532	19.569	33.057	22.514	32.392	241.1							
15	1:47.999	19.625	33.234	22.635	32.505	243.8							
27 RICO SALMELA FIN													
ESTRELLA GALICIA O'O HONDA													
1	2:49.451	1:18.219	35.223	23.210	32.799	169.6							
2	1:48.578	19.786	33.433	22.723	32.636	240.5							
3	2:02.916B	19.696	33.307	22.624	47.289	239.5							
4	4:59.230	3:29.941	33.684	22.867	32.738	177.9							
5	1:48.446	19.849	33.425	22.733	32.439	237.4							
6	2:05.866B	20.335	35.188	23.324	47.019	236.9							
7	6:53.580	5:23.308	34.672	22.978	32.622	165.7							
8	1:47.671	19.785	33.124	22.488	32.274	238.9							
54 JESÚS RÍOS SPA													
Finetwork XTI Mir Racing Team KTM													
1	2:27.861	52.544	35.746	24.091	35.480	169.9							
2	1:49.017	20.028	33.407	22.928	32.654	243.2							
3	1:48.793	19.930	33.486	22.776	32.601	236.3							
4	2:08.218B	22.234	35.442	23.869	46.673	217.9							
5	5:21.915	3:49.203	35.395	24.138	33.179	159.6							
6	1:48.799	20.283	33.360	22.601	32.555	234.8							
7	1:48.674	20.032	33.343	22.753	32.546	235.8							
8	1:50.822	20.467	33.973	23.268	33.114	231.8							
9	1:48.604	19.799	33.465	22.676	32.664	242.7							
10	1:50.137	20.348	34.195	22.948	32.646	229.4							
11	2:02.838B	20.367	34.362	23.227	44.882	229.9							
12	5:04.991	3:34.077	35.012	23.285	32.617	158.5							
13	1:48.008	19.943	33.180	22.605	32.280	234.8							
14	1:47.873	20.007	33.089	22.544	32.233	231.8							
97 MARCO MORELLI ARG													
GRYD - MLav Racing HONDA													
1	2:02.426	24.545	34.821	23.976	39.084	154.4							
2	1:48.856	20.265	33.578	22.778	32.235	245.4							
3	1:47.973	19.727	33.175	22.636	32.435	245.4							
4	2:06.322B	19.647	35.555	23.687	47.433	242.1							
5	5:57.576	4:27.299	34.361	23.103	32.813	171.5							
6	1:48.277	19.798	33.378	22.679	32.422	242.7							
7	1:48.158	19.707	33.331	22.790	32.330	243.8							
8	1:48.101	19.754	33.338	22.709	32.300	240.0							
67 CASEY O'GORMAN IRL													
ESTRELLA GALICIA O'O HONDA													
1	1:59.720	26.313	34.793	23.210	35.404	168.0							
2	1:49.019	20.166	33.382	22.836	32.635	237.4							
3	1:48.872	19.991	33.400	22.741	32.740	238.9							
4	2:09.399B	19.874	35.651	24.452	49.422	238.9							
5	3:58.987	2:27.949	34.350	23.306	33.382	179.1							
6	1:48.496	19.797	33.620	22.631	32.448	239.5							
7	1:48.571	19.861	33.378	22.711	32.621	241.6							
8	4:38.392B	21.081	36.297	23.187	3:17.827	237.4							
9	2:24.705	51.281	34.156	23.981	35.287	141.2							
10	1:48.448	19.953	33.360	22.739	32.396	237.9							
11	1:48.094	19.764	33.160	22.658	32.512	238.9							
12	1:52.063	19.850	33.221	22.772	36.220	239.5							
13	1:48.083	19.654	33.211	22.673	32.545	240.5							
14	1:49.412	19.728	33.375	22.695	33.614	238.4							
9 VEDA PRATAMA INA													
Astra Honda Racing Team HONDA													
1	1:59.320	25.559	34.968	23.509	35.284	165.2							
2	1:49.108	20.329	33.236	23.000	32.543	235.8							
3	1:51.193	20.114	34.631	23.274	33.174	237.4							
4	2:07.719B	19.830	35.307	24.164	48.418	242.1							
5	4:01.031	2:30.724	34.191	23.232	32.884	169.9							
6	1:48.627	19.897	33.251	22.975	32.504	242.7							
7	1:48.141	19.970	33.256	22.795	32.120	240.5							
8	1:48.996	20.095	33.479	22.859	32.563	238.4							
9	1:48.996	19.846	33.414	22.953	32.783	241.1							
10	2:06.451B	20.323	35.225	24.173	46.730	234.8							
11	8:56.664	7:24.851	35.261	23.334	33.218	158.5							
12	1:49.333	20.055	33.592	22.968	32.718	237.4							
13	1:49.370	20.020	33.566	22.986	32.798	236.9							
52 EVAN BELFORD GBR													
British Talent Team - MLav Racing HONDA													
1	1:55.083	24.172	35.041	23.156	32.714	163.0							
2	1:48.806	19.989	33.326	22.962	32.529	236.3							
3	1:48.556	19.957	33.266	22.860	32.473	234.8							
4	2:09.340B	20.440	36.568	24.655	47.677	235.3							
5	6:06.638	4:35.365	34.827	23.327	33.119	163.0							
6	1:49.877	19.867	34.178	23.169	32.663	236.9							
7	1:49.348	20.066	33.605	22.882	32.795	238.4							
8	1:49.754	20.108	33.572	23.044	33.030	236.9							
9	2:05.382B	20.264	34.387	23.665	47.066	233.3							
10	7:20.196	5:49.794	34.532	23.257	32.613	168.0							
11	1:48.277	19.900	33.262	22.842	32.273	236.3							
12	1:48.232	19.685	33.324	22.810	32.413	238.9							
13	1:49.844	19.901	33.533	23.310	33.100	236.3							



JuniorGP 2025

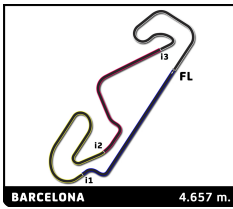
FIM JuniorGP - CIRCUIT BARCELONA-CATALUNYA

Practice JuniorGP

Sector Analysis

— Invalidated Lap ■ Personal Best ■ Session Best B Crossing the pit lane

Lap	Time	Sector 1	Sector 2	Sector 3	Sector 4	T.Spd	Lap	Time	Sector 1	Sector 2	Sector 3	Sector 4	T.Spd		
13	HAKIM DANISH						MAL	4	2:08.371 B	20.774	35.245	24.641	47.711	238.4	
	SIC RACING MSI						KTM	5	4:04.185	2:33.356	34.304	23.369	33.156	175.6	
1	2:27.600	52.074	35.171	23.747	36.608	163.7	6	1:48.949	19.839	33.394	22.924	32.792	242.7		
2	1:49.410	20.443	33.643	22.748	32.576	236.9	7	1:48.924	20.002	33.402	22.871	32.649	243.2		
3	1:51.200	20.483	34.032	22.869	33.816	239.5	8	1:49.603	20.199	34.025	22.855	32.524	238.9		
4	2:08.097 B	21.333	35.770	23.718	47.276	236.9	9	1:49.859	19.948	33.695	23.344	32.872	238.4		
5	3:32.553	2:01.697	34.888	23.183	32.785	142.1	10	2:04.718 B	20.273	34.473	23.326	46.646	238.9		
6	1:48.471	20.039	33.372	22.727	32.333	241.1	11	9:04.070	7:33.250	34.633	23.166	33.021	156.4		
7	1:48.912	20.039	33.337	22.748	32.788	240.5	12	1:49.076	19.960	33.606	22.922	32.588	240.5		
8	1:48.431	20.155	33.340	22.583	32.353	237.9	13	1:48.837	19.752	33.451	22.881	32.753	242.1		
9	2:03.503 B	20.026	33.950	23.089	46.438	238.4									
10	7:30.869 B	5:34.435	37.943	25.852	52.639	139.9									
11	2:33.162	1:03.394	34.087	23.016	32.665	170.7									
12	1:48.313	19.990	33.230	22.750	32.343	238.9									
13	1:48.428	20.051	33.335	22.683	32.359	235.3									
78	JOEL ESTEBAN						SPA	5	LEO RAMMERSTORFER						AUT
	CFMOTO Aspar Junior Team						CFMOTO		MTA JUNIOR TEAM						KTM
1	2:06.070	34.486	35.156	23.188	33.240	180.3	1	2:00.105	26.128	34.747	23.439	35.791	171.2		
2	1:49.092	19.817	33.359	22.710	33.206	241.1	2	1:49.134	20.175	33.576	22.960	32.423	240.0		
3	1:48.375	19.879	33.340	22.627	32.529	240.0	3	1:48.443	19.895	33.417	22.744	32.387	238.4		
4	2:10.583 B	19.704	35.994	24.923	49.962	240.5	4	2:08.173 B	19.948	35.851	24.954	47.420	241.1		
5	5:17.568	3:46.686	34.740	23.075	33.067	167.5	5	5:06.936	3:33.855	35.225	24.012	33.844	126.1		
6	1:49.505	19.995	33.802	22.860	32.848	236.9	6	1:50.733	20.491	33.673	23.074	33.495	232.8		
7	1:49.450	19.976	33.667	22.753	33.054	241.1	7	1:49.234	19.918	33.570	22.863	32.883	237.4		
8	1:49.279	19.987	33.626	22.804	32.862	237.4	8	2:02.706 B	19.923	33.762	23.160	45.861	239.5		
9	1:49.329	19.999	33.665	22.790	32.875	236.3	9	5:47.062	4:15.028	35.372	23.430	33.239	160.4		
10	1:49.310	19.986	33.592	22.820	32.912	236.9	10	1:50.608	19.853	33.577	23.355	33.823	238.9		
11	1:49.508	20.002	33.689	22.801	33.016	234.8	11	1:50.269	20.025	33.961	23.374	32.909	238.9		
12	1:49.981	20.116	33.821	22.930	33.114	234.3	12	1:49.697	19.875	33.524	22.902	33.396	239.5		
13	1:49.529	20.083	33.609	23.019	32.818	234.3	13	1:50.039	19.980	33.564	23.039	33.456	239.5		
14	1:49.673	20.000	33.769	22.834	33.070	237.9	14	1:50.277	20.328	34.275	23.078	32.596	237.9		
15	1:50.001	20.252	33.796	22.847	33.106	231.8									
16	1:56.860	20.941	38.789	23.086	34.044	234.8									
11	DAVID GONZÁLEZ						SPA	57	LEONARDO ZANNI						ITA
	AC RACING TEAM						KTM		Finetwork XTI Mir Racing Team						KTM
1	2:04.038	30.966	35.580	23.858	33.634	171.5	1	2:25.665	51.449	35.092	23.603	35.521	173.1		
2	1:49.757	20.019	33.806	23.493	32.439	240.0	2	1:49.371	19.989	33.781	22.898	32.703	238.4		
3	1:49.015	20.345	33.338	22.734	32.598	236.9	3	1:51.334	21.248	34.508	22.712	32.866	227.9		
4	2:10.370 B	19.956	35.920	25.296	49.198	241.6	4	2:07.211 B	21.961	35.436	23.721	46.093	219.2		
5	7:06.812	5:35.781	34.394	23.300	33.337	158.5	5	4:42.733	3:12.720	33.967	23.073	32.973	166.7		
6	1:48.817	20.139	33.444	22.676	32.558	236.3	6	1:49.107	20.065	33.570	22.934	32.538	234.3		
7	1:48.820	20.075	33.350	22.727	32.668	233.8	7	1:48.822	19.954	33.522	22.778	32.568	238.4		
8	1:48.994	19.990	33.488	22.806	32.710	234.8	8	1:48.925	19.960	33.533	22.850	32.582	236.3		
9	2:05.452 B	20.281	33.948	22.942	48.281	234.8	9	2:01.995 B	20.073	33.901	23.061	44.960	234.3		
10	6:31.538	5:00.804	34.729	23.186	32.819	166.7	10	9:13.333	7:40.670	37.111	23.015	32.537	146.9		
11	1:48.390	20.003	33.246	22.608	32.533	233.8	11	1:54.168	19.941	35.155	23.882	35.190	237.4		
12	1:48.468	19.987	33.302	22.680	32.499	237.4	12	1:48.486	19.786	33.444	22.785	32.471	240.0		
13	1:48.428	20.001	33.111	22.767	32.549	233.8									
32	ZEN MITANI						JPN	47	DODO BOGGIO						ITA
	Asia Talent Team						HONDA		Team Estrella Galicia 00'						HONDA
1	1:56.534	25.147	34.915	23.416	33.056	154.4	1	1:59.937	26.370	35.586	23.576	34.405	167.5		
2	1:48.644	19.870	33.375	22.795	32.604	241.1	2	1:49.858	20.444	33.605	23.036	32.773	241.6		
3	1:48.398	19.840	33.345	22.758	32.455	238.9	3	1:49.551	20.006	33.740	22.998	32.807	239.5		
							4	2:06.214 B	19.778	34.229	24.326	47.881	241.1		
							5	4:00.299	2:29.191	34.511	23.284	33.313	169.9		
							6	1:49.180	20.193	33.523	22.833	32.631	236.3		
							7	1:48.915	19.757	33.501	22.880	32.777	241.1		
							8	1:50.542	20.028	34.594	23.145	32.775	240.0		
							9	2:02.753 B	20.012	33.578	22.831	46.332	242.7		
							10	5:40.915 B	3:53.496	35.513	24.056	47.850	156.0		
							11	3:19.696	1:43.550	37.065	24.559	34.522	127.3		
							12	1:51.964	20.050	34.015	24.096	33.803	240.0		



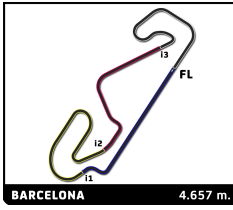
JuniorGP 2025

FIM JuniorGP - CIRCUIT BARCELONA-CATALUNYA

Practice JuniorGP

Sector Analysis

— Invalidated Lap							■ Personal Best							■ Session Best							B Crossing the pit lane						
Lap	Time	Sector 1	Sector 2	Sector 3	Sector 4	T.Spd	Lap	Time	Sector 1	Sector 2	Sector 3	Sector 4	T.Spd	Lap	Time	Sector 1	Sector 2	Sector 3	Sector 4	T.Spd	Lap	Time	Sector 1	Sector 2	Sector 3	Sector 4	T.Spd
70	KRISTIAN DANIEL JR						USA																				
AGR Team							KTM																				
1	2:13.437	38.449	35.758	24.296	34.934	168.3																					
2	1:51.165	20.765	34.283	23.235	32.882	235.8																					
3	1:50.752	20.297	34.202	23.189	33.064	235.3																					
4	2:03.650B	19.929	34.187	23.130	46.404	237.4																					
5	3:50.806	2:20.126	34.427	23.262	32.991	174.5																					
6	1:50.280	20.271	33.897	23.026	33.086	232.3																					
7	1:50.486	20.267	33.994	23.121	33.104	236.3																					
8	1:49.699	19.659	34.195	23.021	32.824	231.3																					
9	2:02.877B	20.132	34.032	23.395	45.318	233.3																					
10	8:24.585	6:53.838	34.595	23.373	32.779	163.7																					
11	1:49.643	20.278	33.718	22.936	32.711	236.9																					
12	1:55.696	20.527	35.309	23.346	36.514	232.3																					
13	1:48.940	19.988	33.532	22.885	32.535	241.1																					
45	KGOPOTSO MONONYANE						RSA																				
AGR Team							KTM																				
1	2:13.018	35.719	36.009	25.152	36.138	163.2																					
2	1:51.054	20.302	34.212	23.223	33.317	240.0																					
3	1:52.442	20.141	36.177	23.132	32.992	239.5																					
4	2:11.209B	20.431	36.318	24.860	49.600	242.7																					
5	5:04.001	3:28.609	36.710	24.214	34.468	154.7																					
6	1:50.001	20.234	33.810	23.045	32.912	237.9																					
7	1:49.426	20.077	33.598	23.051	32.700	238.4																					
8	1:49.301	20.057	33.629	22.970	32.645	235.3																					
9	1:49.133	19.991	33.605	22.917	32.620	235.8																					
10	2:04.943B	20.099	34.384	23.915	46.545	237.9																					
11	5:29.634	3:55.623	35.899	24.280	33.832	164.2																					
12	1:49.212	20.026	33.397	23.013	32.776	238.4																					
13	1:49.755	20.237	33.542	22.931	33.045	238.9																					
14	1:48.945	20.091	33.387	22.826	32.641	232.8																					
31	GIULIO PUGLIESE						ITA																				
CFMOTO Aspar Junior Team							CFMOTO																				
1	2:12.821	37.753	36.206	24.048	34.814	172.3																					
2	1:51.155	20.309	34.250	23.192	33.404	237.9																					
3	1:52.434	20.913	35.079	23.326	33.116	240.5																					
4	2:09.213B	20.250	35.913	24.132	48.918	242.1																					
5	5:29.323	3:52.053	35.784	24.613	36.873	70.6																					
6	1:50.095	20.262	33.814	22.979	33.040	240.5																					
7	1:49.497	20.010	33.866	22.864	32.757	240.5																					
8	2:06.613B	20.058	34.634	23.786	48.135	241.1																					
9	8:26.446	6:49.230	39.112	24.466	33.638	84.7																					
10	1:49.771	20.211	33.814	22.840	32.906	238.9																					
11	1:55.225	20.343	34.748	25.125	35.009	233.3																					
12	1:48.946	19.955	33.492	22.751	32.748	241.6																					
25	LEONARDO ABRUZZO						ITA																				
MTA JUNIOR TEAM							KTM																				
1	2:03.358	26.413	35.301	23.582	38.062	163.0																					
2	1:50.425	20.268	34.159	23.242	32.756	236.9																					
3	1:49.371	20.245	33.831	22.734	32.561	234.8																					
4	2:10.562B	19.977	36.196	25.125	49.264	238.9																					
4	SULLIVAN MOUNSEY						GBR																				
CFMOTO Aspar Junior Team							CFMOTO																				
1	2:05.145	32.128	35.847	23.682	33.488	177.9																					
2	1:50.367	20.135	34.109	23.098	33.025	237.4																					
3	1:49.386	19.797	33.451	22.831	33.307	246.0																					
4	2:07.940B	20.133	34.705	24.564	48.538	238.9																					
5	5:41.536	4:06.720	34.467	23.678	36.671	91.6																					
6	1:50.636	20.251	34.183	22.993	33.209	235.3																					
7	1:49.624	20.143	33.888	22.933	32.660	239.5																					
8	1:49.414	19.725	33.850	22.849	32.990	244.3																					
9	1:49.775	19.951	33.720	22.979	33.125	241.6																					
10	2:03.694B	20.317	34.204	23.490	45.683	231.8																					
11	4:50.108	3:13.889	38.218	24.484	33.517	133.7																					
12	1:49.642	20.035	33.788	22.852	32.967	236.3																					
13	1:55.428	20.343	33.986	23.122	37.977	232.3																					
14	1:49.121	19.981	33.531	22.826	32.783	246.5																					
33	ENZO BELLON						FRA																				
CIP GREEN POWER JUNIOR TEAM							KTM																				
1	14:09.278	...	39.179	25.957	39.590	161.8																					
2	1:50.396	20.412	33.848	23.166	32.970	230.8																					
3	1:49.630	20.235	33.578	23.038	32.779	232.8																					
4	1:49.725	20.200	33.680	22.933	32.912	235.3																					
5	2:02.936B	19.971	34.318	23.510	45.137	230.8																					
6	5:06.163B	3:07.605	38.239	27.620	52.699	94.7																					
7	2:33.795	1:00.040	36.188	23.744	33.823	147.5																					
8	1:49.426	20.404	33.614	22.809	32.599	231.8																					
9	1:49.230	20.191	33.552	22.917	32.570	234.8																					
10	ADRIAN CRUCES						SPA																				
Finetwerk XTI MIR Racing Team							KTM																				
1	2:25.583	50.735	35.630	23.484	35.734	177.1																					
2	1:49.436	20.280	33.476	22.863	32.817	238.9																					
3	1:51.820	20.403	35.185	22.743	33.489	231.8																					
4	2:06.164B	21.458	34.882	23.790	46.034	233.8																					
5	4:08.516B	2:21.343	36.190	24.078	46.905	159.2																					
6	2:43.422	1:12.914	34.322	23.179	33.007	162.5																					
7	1:49.270	19.635	33.911	23.064	32.660	234.3																					
8	1:49.527	19.958	33.677	23.027	32.865	240.0																					
9	2:03.825B	19.920	34.645	23.323	45.937	232.3																					
10	6:00.274B	4:02.648	37.373	28.016	52.237	91.1																					
11	2:19.169	48.855	34.142	23.213	32.959	143.1																					
12	1:49.354	20.103	33.578	22.951	32.722	235.3																					
13	1:49.695	19.456	33.887	23.224	33.128	231.8																					
14	1:49.689	20.065	33.710	22.919	32.995	235.3																					



JuniorGP 2025

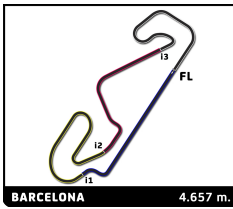
FIM JuniorGP - CIRCUIT BARCELONA-CATALUNYA

Practice JuniorGP

Sector Analysis

— Invalidated Lap ■ Personal Best ■ Session Best B Crossing the pit lane

Lap	Time	Sector 1	Sector 2	Sector 3	Sector 4	T.Sp	Lap	Time	Sector 1	Sector 2	Sector 3	Sector 4	T.Sp
37 MARIANOS NIKOLIS AUS							1 1:55.868 22.743 35.941 23.606 33.578 169.3						
AGR Team KTM							2 1:50.486 20.297 33.937 23.031 33.221 231.8						
1 2:06.650 35.089 34.889 23.328 33.344 166.2							3 1:53.903 20.230 34.021 23.495 36.157 233.3						
2 1:49.434 19.987 33.629 22.862 32.956 241.1							4 2:09.493B 20.167 35.675 24.124 49.527 237.9						
85 KIATTISAK SINGHAPONG THA							5 9:18.397 7:43.542 36.409 24.313 34.133 140.5						
Honda Racing Thailand HONDA							6 1:52.848 20.381 34.054 23.875 34.538 229.9						
1 3:37.520 2:03.796 36.332 23.733 33.659 124.5							7 1:55.497 20.929 34.577 23.474 36.517 228.4						
2 1:51.847 20.792 34.419 23.367 33.269 228.9							8 1:50.334 20.127 33.851 23.026 33.330 239.5						
3 2:11.776B 20.660 34.858 25.375 50.883 228.9							9 1:50.559 20.295 34.057 23.128 33.079 231.8						
4 4:08.708 2:38.227 34.388 23.277 32.816 170.9							10 1:49.849 20.085 33.824 23.055 32.885 235.3						
5 1:49.755 20.134 33.786 22.998 32.837 238.4							11 1:52.569 20.203 35.906 23.340 33.120 235.8						
6 1:52.116 20.065 35.798 23.150 33.103 235.8							12 1:50.279 20.099 33.808 23.155 33.217 235.3						
7 1:50.005 20.079 33.969 23.033 32.924 240.0							13 1:49.761 19.945 33.654 23.063 33.099 240.0						
8 1:50.134 20.073 33.962 23.159 32.940 238.4							14 1:50.804 20.059 33.691 23.342 33.712 240.5						
9 2:09.325 B 20.464 35.155 23.647 50.059 231.3													
10 6:57.628 5:24.291 37.421 23.202 32.714 146.7													
11 1:49.534 20.066 33.593 22.957 32.918 238.9													
12 1:51.452 19.950 35.728 22.878 32.896 242.7													
13 1:50.592 20.179 34.693 22.915 32.805 237.4													
28 KEVIN FARKAS HUN													
UAX SeventyTwo Artbox KTM													
1 2:02.022 27.692 35.994 23.857 34.479 171.8													
2 1:50.493 20.325 34.074 22.971 33.123 245.4													
3 1:50.155 20.143 33.820 23.081 33.111 242.1													
4 2:10.556B 20.029 36.080 25.466 48.981 242.7													
5 4:43.232 3:09.296 36.776 23.469 33.691 168.6													
6 1:51.018 20.299 34.170 23.195 33.354 237.4													
7 2:05.010B 20.252 34.209 23.159 47.390 237.9													
8 8:04.258 6:31.846 35.644 23.408 33.360 166.2													
9 1:50.090 20.117 33.840 23.061 33.072 239.5													
10 1:51.495 20.384 34.037 23.319 33.755 241.1													
11 1:49.930 20.077 33.906 22.951 32.996 243.8													
12 1:49.558 19.953 33.567 23.026 33.012 241.6													
13 1:49.606 19.896 33.662 22.897 33.151 240.5													
8 EDOARDO BERTOLA ITA													
EAGLE-1 TEAM KTM													
1 2:00.754 26.652 35.401 23.746 34.955 170.1													
2 1:50.042 20.266 33.647 23.181 32.948 236.9													
3 1:49.703 20.377 33.560 23.044 32.722 235.3													
4 2:10.759B 20.230 37.343 25.265 47.921 239.5													
5 3:59.226 2:28.293 34.531 23.258 33.144 174.5													
6 1:52.882 20.178 33.987 23.276 35.441 234.8													
7 1:50.156 20.044 33.923 23.154 33.035 238.9													
8 1:54.251 20.855 34.869 23.763 34.764 228.4													
9 1:50.209 20.382 33.806 22.970 33.051 231.3													
10 2:06.062B 20.346 34.009 23.819 47.888 232.8													
11 7:04.240 5:28.490 36.955 24.276 34.519 137.3													
12 1:56.324 20.581 36.340 24.386 35.017 229.4													
13 1:50.209 20.328 33.719 23.118 33.044 234.3													
14 1:54.762 21.254 35.697 23.410 34.401 226.0													
21 ERIK MICHIELON ITA													
TEAM ECHOVIT PASINI RACING KTM													
1 2:00.320 25.293 35.789 23.845 35.393 147.5													
2 1:50.938 20.516 34.067 23.270 33.085 234.8													
3 1:50.438 20.539 33.705 23.250 32.944 236.3													
4 2:11.559B 20.289 36.320 25.407 49.543 231.3													
5 3:53.746 2:22.691 34.414 23.445 33.196 174.0													
91 KOTARO UCHIUMI JPN													
MTA JUNIOR TEAM KTM													
1 2:01.963 26.088 35.760 23.803 36.312 156.0													
2 1:51.563 20.875 34.041 23.267 33.380 240.5													
3 1:50.300 20.385 34.064 22.942 32.909 234.8													
4 2:10.228B 20.040 35.695 25.146 49.347 237.9													
5 4:29.688 2:56.655 35.664 23.669 33.700 130.2													
6 1:51.036 20.586 33.989 23.221 33.240 227.9													
7 1:51.023 20.634 33.910 23.200 33.279 230.3													
8 2:06.176B 20.488 34.939 23.927 46.822 228.4													
9 6:22.787 4:44.182 36.545 25.097 36.963 164.5													
10 1:51.571 20.623 34.219 23.327 33.402 230.8													
11 1:51.218 20.493 34.030 23.359 33.336 228.9													
12 1:51.132 20.474 34.001 23.440 33.217 230.8													
13 1:49.848 20.066 33.682 23.083 33.017 236.9													
14 1:49.935 20.388 33.559 22.967 33.021 233.3													
48 LENOXX PHOMMARA SWI													
MTA JUNIOR TEAM KTM													
1 1:59.483 25.961 35.566 23.908 34.048 173.4													
2 1:50.757 20.503 33.819 23.193 33.242 237.4													
3 1:50.070 20.235 33.885 23.038 32.912 237.9													
4 2:08.207B 19.970 35.112 24.172 48.953 238.4													
5 4:24.630 2:52.721 34.772 23.621 33.516 166.0													
6 1:51.309 20.419 34.182 23.283 33.425 230.8													
7 1:51.542 20.615 34.097 23.639 33.191 229.9													
8 1:51.125 20.410 33.945 23.382 33.388 233.3													
9 2:06.580B 20.667 34.334 23.890 47.689 230.8													
10 4:28.567 2:53.730 35.790 25.048 33.999 109.0													
11 1:50.516 20.367 33.598 23.272 33.279 231.8													
12 1:50.415 20.242 33.790 23.144 33.239 233.8													
13 1:50.613 20.408 33.891 23.283 33.031 232.3													
14 1:51.087 20.452 33.787 23.255 33.593 240.5													
15 1:50.986 20.171 33.996 23.367 33.452 237.4													
29 LUCAS BROWN GBR													
British Talent Team HONDA													
1 2:00.320 25.293 35.789 23.845 35.393 147.5													
2 1:50.938 20.516 34.067 23.270 33.085 234.8													
3 1:50.438 20.539 33.705 23.250 32.944 236.3													
4 2:11.559B 20.289 36.320 25.407 49.543 231.3													
5 3:53.746 2:22.691 34.414 23.445 33.196 174.0													



JuniorGP 2025

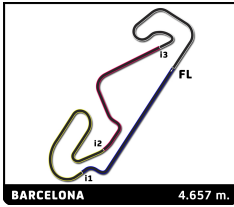
FIM JuniorGP - CIRCUIT BARCELONA-CATALUNYA

Practice JuniorGP

Sector Analysis

— Invalidated Lap ■ Personal Best ■ Session Best B Crossing the pit lane

Lap	Time	Sector 1	Sector 2	Sector 3	Sector 4	T.Sp	Lap	Time	Sector 1	Sector 2	Sector 3	Sector 4	T.Sp
55 RANDY FLORENT TRUCHOT							FRA						
TEAM LAGLISSE							HUSQVARNA						
1	2:08.377	29.649	38.365	25.288	35.075	167.0	1	2:08.377	29.649	38.365	25.288	35.075	167.0
2	1:55.271	21.203	35.122	24.269	34.677	227.0	2	1:55.271	21.203	35.122	24.269	34.677	227.0
3	1:53.766	21.134	34.951	23.812	33.869	225.1	3	1:53.766	21.134	34.951	23.812	33.869	225.1
4	2:14.522 B	20.808	37.182	25.370	51.162	230.3	4	2:14.522 B	20.808	37.182	25.370	51.162	230.3
5	3:41.736	2:05.179	37.006	24.631	34.920	169.1	5	3:41.736	2:05.179	37.006	24.631	34.920	169.1
6	1:56.001	20.778	35.778	24.771	34.674	230.8	6	1:56.001	20.778	35.778	24.771	34.674	230.8
7	1:54.324	21.120	35.080	24.014	34.110	228.9	7	1:54.324	21.120	35.080	24.014	34.110	228.9
8	1:53.755	20.970	34.875	23.887	34.023	228.9	8	1:53.755	20.970	34.875	23.887	34.023	228.9
9	1:53.499	20.989	34.799	23.842	33.869	227.0	9	1:53.499	20.989	34.799	23.842	33.869	227.0
10	1:58.708	21.181	36.661	25.636	35.230	227.0	10	1:58.708	21.181	36.661	25.636	35.230	227.0
11	1:55.741	21.303	35.545	24.454	34.439	223.2	11	1:55.741	21.303	35.545	24.454	34.439	223.2
12	2:09.867 B	20.765	35.619	24.362	49.121	223.7	12	2:09.867 B	20.765	35.619	24.362	49.121	223.7
13	4:17.133	2:41.178	37.138	24.457	34.360	150.2	13	4:17.133	2:41.178	37.138	24.457	34.360	150.2
14	1:54.067	20.942	34.967	23.993	34.165	228.4	14	1:54.067	20.942	34.967	23.993	34.165	228.4
15	1:53.675	20.936	34.890	23.954	33.895	228.9	15	1:53.675	20.936	34.890	23.954	33.895	228.9
34 CESARE TIEZZI							ITA						
EAGLE-1 TEAM							KTM						
1	2:02.513	26.981	36.231	24.192	35.109	171.2	1	2:02.513	26.981	36.231	24.192	35.109	171.2
2	1:53.025	20.612	34.551	23.828	34.034	242.1	2	1:53.025	20.612	34.551	23.828	34.034	242.1
3	1:52.029	20.469	34.236	23.447	33.877	243.2	3	1:52.029	20.469	34.236	23.447	33.877	243.2
4	2:08.991 B	20.947	37.140	23.923	46.891	231.8	4	2:08.991 B	20.947	37.140	23.923	46.891	231.8
5	3:57.240	2:24.648	34.641	23.625	34.326	169.1	5	3:57.240	2:24.648	34.641	23.625	34.326	169.1
6	1:51.613	20.528	34.010	23.571	33.504	235.8	6	1:51.613	20.528	34.010	23.571	33.504	235.8
7	1:51.680	20.408	34.200	23.380	33.692	236.3	7	1:51.680	20.408	34.200	23.380	33.692	236.3
8	1:51.036	20.415	34.022	23.395	33.204	235.3	8	1:51.036	20.415	34.022	23.395	33.204	235.3
9	1:50.579	20.362	33.833	23.225	33.159	236.9	9	1:50.579	20.362	33.833	23.225	33.159	236.9
10	2:04.803 B	20.306	33.731	23.404	47.362	236.9	10	2:04.803 B	20.306	33.731	23.404	47.362	236.9
11	7:12.460	5:36.828	36.755	24.314	34.563	147.7	11	7:12.460	5:36.828	36.755	24.314	34.563	147.7
12	1:51.409	20.533	33.970	23.405	33.501	232.3	12	1:51.409	20.533	33.970	23.405	33.501	232.3
13	1:51.183	20.394	33.997	23.487	33.305	233.3	13	1:51.183	20.394	33.997	23.487	33.305	233.3
14	1:51.255	20.247	34.030	23.501	33.477	233.8	14	1:51.255	20.247	34.030	23.501	33.477	233.8
2 LORIS SCHÖNROCK							GER						
F. Koch Rennsport							KTM						
1	2:01.576	27.047	35.648	24.293	34.588	170.7	1	2:01.576	27.047	35.648	24.293	34.588	170.7
2	1:53.636	21.100	34.785	23.845	33.906	232.3	2	1:53.636	21.100	34.785	23.845	33.906	232.3
3	1:52.455	20.799	34.460	23.570	33.626	241.1	3	1:52.455	20.799	34.460	23.570	33.626	241.1
4	2:11.819 B	20.993	37.482	24.214	49.130	230.8	4	2:11.819 B	20.993	37.482	24.214	49.130	230.8
5	3:48.501	2:12.519	34.946	24.186	36.850	173.7	5	3:48.501	2:12.519	34.946	24.186	36.850	173.7
6	1:52.510	20.674	34.269	23.848	33.719	232.8	6	1:52.510	20.674	34.269	23.848	33.719	232.8
7	1:51.975	20.488	34.371	23.736	33.380	236.9	7	1:51.975	20.488	34.371	23.736	33.380	236.9
8	1:51.877	20.339	34.310	23.641	33.587	237.4	8	1:51.877	20.339	34.310	23.641	33.587	237.4
9	2:07.334 B	20.781	34.549	23.833	48.171	230.8	9	2:07.334 B	20.781	34.549	23.833	48.171	230.8
10	9:25.130	7:50.270	35.571	24.721	34.568	133.9	10	9:25.130	7:50.270	35.571	24.721	34.568	133.9
11	1:53.132	20.844	34.657	23.750	33.881	228.4	11	1:53.132	20.844	34.657	23.750	33.881	228.4
12	1:53.211	20.785	34.878	23.598	33.950	232.3	12	1:53.211	20.785	34.878	23.598	33.950	232.3
13	1:53.522	20.724	34.572	23.642	34.584	230.8	13	1:53.522	20.724	34.572	23.642	34.584	230.8
92 JEREMI WOJCIECHOWSKI							POL						
AC Racing KidzGp Team							KTM						
1	2:02.823	27.935	35.961	24.210	34.717	166.7	1	2:02.823	27.935	35.961	24.210	34.717	166.7
2	1:53.979	20.936	35.417	23.686	33.940	223.7	2	1:53.979	20.936	35.417	23.686	33.940	223.7
3	1:54.044	20.949	34.836	23.950	34.309	227.4	3	1:54.044	20.949	34.836	23.950	34.309	227.4
4	2:09.944 B	21.175	37.383	24.485	46.901	223.7	4	2:09.944 B	21.175	37.383	24.485	46.901	223.7
5	6:59.291	5:22.120	37.306	24.846	35.019	143.2	5	6:59.291	5:22.120	37.306	24.846	35.019	143.2
6	1:53.855	21.120	34.824	23.794	34.117	226.0	6	1:53.855	21.120	34.824	23.794	34.117	226.0
7	1:53.599	20.910	34.719	23.803	34.167	224.6	7	1:53.599	20.910	34.719	23.803	34.167	224.6
8	2:09.347 B	20.767	37.313	24.405	46.862	222.8	8	2:09.347 B	20.767	37.313	24.405	46.862	222.8
9	5:47.081	4:12.099	36.467	24.120	34.395	161.1	9	5:47.081	4:12.099	36.467	24.120	34.395	161.1
10	1:53.804	21.320	34.911	23.780	33.793	220.5	10	1:53.804	21.320	34.911	23.780	33.793	220.5
11	1:53.231	20.911	34.722	23.745	33.853	225.6	11	1:53.231	20.911	34.722	23.745	33.853	225.6
12	1:52.999	20.820	34.469	23.677	34.033	224.2	12	1:52.999	20.820	34.469	23.677	34.033	224.2
13	1:53.282	20.845	34.807	23.647	33.983	222.3	13	1:53.282	20.845	34.807	23.647	33.983	222.3



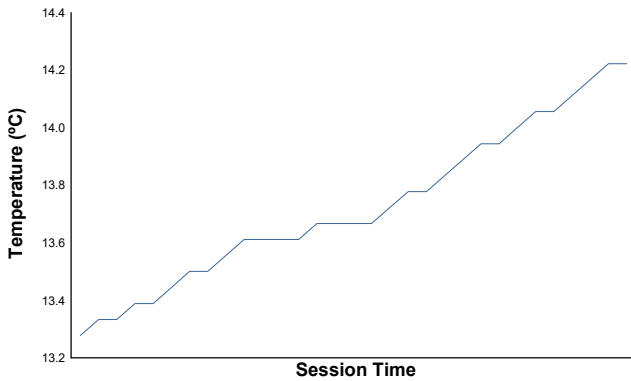
FIM JuniorGP - CIRCUIT BARCELONA-CATALUNYA

JuniorGP 2025

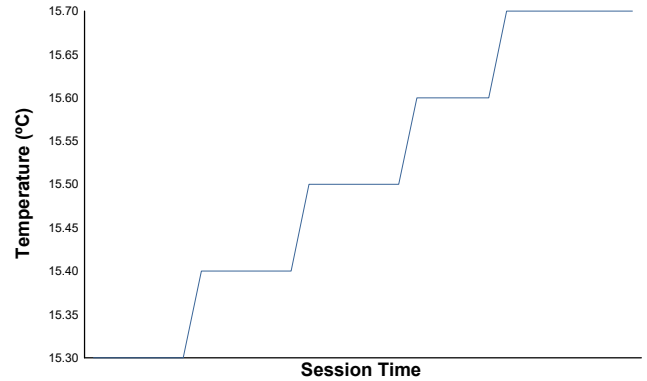
Practice JuniorGP

Weather Report

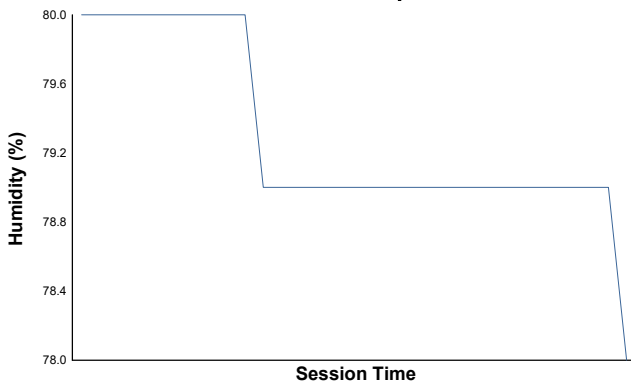
Air Temperature



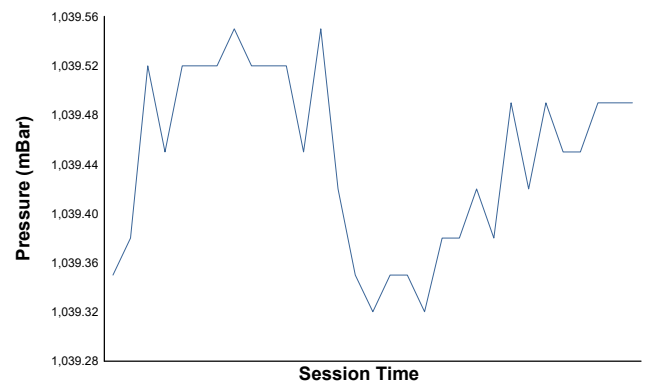
Track Temperature



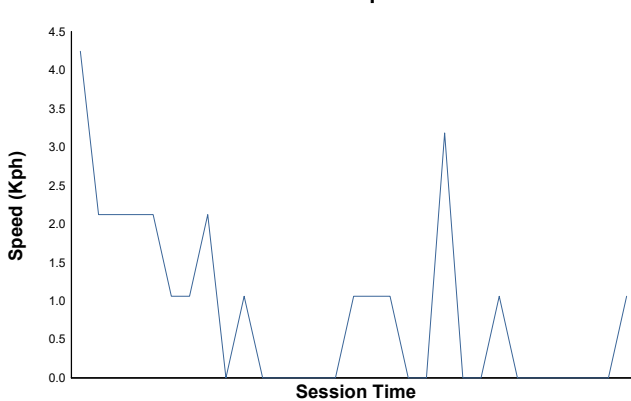
Humidity



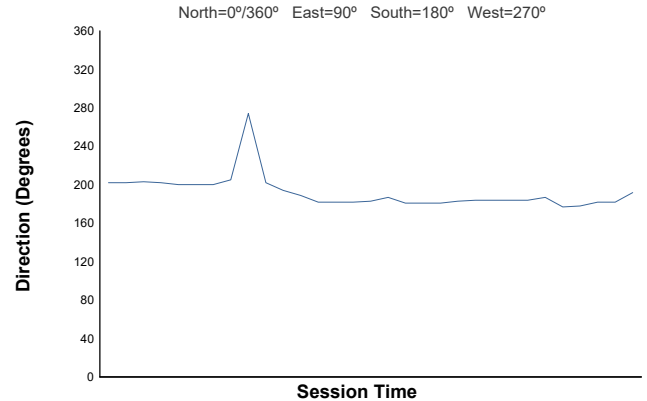
Pressure



Wind Speed



Wind Direction



Track Status: **DRY**