

Circuito de Jerez - Ángel Nieto 4423 m.

CLASSIFICATION

ESTRELLA GALICIA O,O GRAND PRIX OF SPAIN QUALIFYING PRACTICE

#	Rider	Nation	Team	Motorcycle	Time	Lap Total	Gap	T. Speed
1	71 Carlos CANO	SPA	Red Bull Rookies - Spain	KTM	1'48.301	8 11		201.4
2	69 Fernando BUJOSA	SPA	Red Bull Rookies - Spain	KTM	1'48.460	6 11	0.159 0.159	201.4
3	72 David DA COSTA	FRA	Red Bull Rookies - France	KTM	1'48.461	7 7	0.160 0.001	201.1
4	85 Kiattisak SINGHAPONG	THA	Red Bull Rookies - Thailand	KTM	1'48.515	2 10	0.214 0.054	202.2
5	27 Mateo MARULANDA	COL	Red Bull Rookies - Colombia	KTM	1'48.517	8 11	0.216 0.002	203.0
6	23 Travis BORG	MLT	Red Bull Rookies - Malta	KTM	1'48.728	8 9	0.427 0.211	200.3
7	17 Yaroslav KARPUSHIN	KGZ	Red Bull Rookies - Kyrgyzstan	KTM	1'48.750	6 11	0.449 0.022	206.1
8	7 Beñat FERNANDEZ	SPA	Red Bull Rookies - Spain	KTM	1'48.785	7 11	0.484 0.035	203.0
9	11 David GONZALEZ	SPA	Red Bull Rookies - Spain	KTM	1'48.877	6 11	0.576 0.092	203.7
10	31 Giulio PUGLIESE	ITA	Red Bull Rookies - Italy	KTM	1'48.991	6 11	0.690 0.114	202.2
11	77 Kerman TINEZ	VEN	Red Bull Rookies - Venezuela	KTM	1'48.996	7 11	0.695 0.005	200.3
12	4 Sullivan MOUNSEY	GBR	Red Bull Rookies - Great Britain	KTM	1'49.017	7 11	0.716 0.021	201.4
13	51 Alfonsi DAQUIGAN	PHI	Red Bull Rookies - Philippines	KTM	1'49.036	7 10	0.735 0.019	203.7
14	70 Kristian DANIEL	USA	Red Bull Rookies - United States	KTM	1'49.070	7 11	0.769 0.034	203.7
15	24 Guillem PLANQUES	FRA	Red Bull Rookies - France	KTM	1'49.121	3 11	0.820 0.051	203.0
16	97 Ryota OGIWARA	JPN	Red Bull Rookies - Japan	KTM	1'49.196	6 11	0.895 0.075	204.5
17	32 Kiandra RAMADHIPA	INA	Red Bull Rookies - Indonesia	KTM	1'49.202	10 11	0.901 0.006	199.2
18	57 Cristian BORRELLI	ITA	Red Bull Rookies - Italy	KTM	1'49.209	6 8	0.908 0.007	201.8
19	20 Fynn KRATOCHWIL	GER	Red Bull Rookies - Germany	KTM	1'49.221	3 11	0.920 0.012	203.7
20	10 Afonso ALMEIDA	POR	Red Bull Rookies - Portugal	KTM	1'49.233	7 11	0.932 0.012	202.2
21	62 Ethan SPARKS	GBR	Red Bull Rookies - Great Britain	KTM	1'49.262	7 11	0.961 0.029	203.3
22	47 Tibor VARGA	HUN	Red Bull Rookies - Hungary	KTM	1'49.349	5 11	1.048 0.087	200.0
23	22 Alejandra FERNANDEZ	SPA	Red Bull Rookies - Spain	KTM	1'49.381	4 11	1.080 0.032	203.0
24	9 Luca AGOSTINELLI	VIE	Red Bull Rookies - Vietnam	KTM	1'49.646	8 11	1.345 0.265	202.2
25	36 Jurrien VAN CRUGTEN	NED	Red Bull Rookies - Netherlands	KTM	1'49.944	11 11	1.643 0.298	203.3
26	18 Archie SCHMIDT	AUS	Red Bull Rookies - Australia	KTM	1'50.341	6 11	2.040 0.397	202.2

Practice condition: Dry

Air: 19°

Humidity: 71%

Ground: 26°

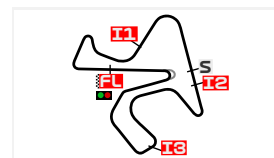
Fastest Lap:	Lap: 8	Carlos CANO	1'48.301	147 Km/h
Best Race Lap:	2024	Brian URIARTE	1'48.328	146.9 Km/h
All-Time Lap Record:	2024	Maximo QUILES	1'47.752	147.7 Km/h

The results are provisional until the end of the limit for protest and appeals.

Time limit for protest expires 60' after publication of the results - Time: **18:35**

These data/results cannot be reproduced, stored and/or transmitted in whole or in part by any manner of electronic, mechanical, photocopying, recording, broadcasting or otherwise now known or herein after developed without the previous express consent by the copyright owner, except for reproduction in daily press and regular printed publications on sale to the public within 60 days of the event related to those data/results and always provided that copyright symbol appears together as follows below.

© MotoGP Sports Entertainment Group, 2026



Circuito de Jerez - Ángel Nieto 4423 m.

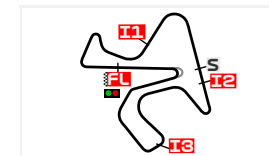
TOP SPEED & AVERAGE

ESTRELLA GALICIA 0,0 GRAND PRIX OF SPAIN QUALIFYING PRACTICE

#	Rider	Nation	Motorcycle	Top 5 speeds					Average	Top
17	Yaroslav KARPUSHIN	KGZ	KTM	206.1	199.2	198.1	197.8	196.7	199.6	206.1
97	Ryota OGIWARA	JPN	KTM	204.5	203.7	202.2	201.8	201.4	202.7	204.5
11	David GONZALEZ	SPA	KTM	203.7	200.7	199.2	197.4	197.0	198.9	203.7
20	Fynn KRATOCHWIL	GER	KTM	203.7	201.8	201.4	201.1	200.0	201.6	203.7
51	Alfonsi DAQUIGAN	PHI	KTM	203.7	202.6	202.2	201.8	200.3	202.1	203.7
70	Kristian DANIEL	USA	KTM	203.7	203.3	201.8	200.3	200.0	201.8	203.7
36	Jurrien VAN CRUGTEN	NED	KTM	203.3	199.6	199.2	197.8	196.3	199.2	203.3
62	Ethan SPARKS	GBR	KTM	203.3	203.0	200.7	200.3	199.2	201.3	203.3
7	Beñat FERNANDEZ	SPA	KTM	203.0	202.2	201.1	201.1	200.0	201.5	203.0
22	Alejandra FERNANDEZ	SPA	KTM	203.0	202.2	201.1	200.0	200.0	201.3	203.0
24	Guillem PLANQUES	FRA	KTM	203.0	202.2	201.1	200.7	200.3	201.3	203.0
27	Mateo MARULANDA	COL	KTM	203.0	201.1	199.6	199.6	198.5	200.1	203.0
9	Luca AGOSTINELLI	VIE	KTM	202.2	200.3	200.0	199.6	199.2	200.3	202.2
10	Afonso ALMEIDA	POR	KTM	202.2	200.3	198.5	198.1	198.1	199.4	202.2
18	Archie SCHMIDT	AUS	KTM	202.2	201.4	201.1	201.1	200.7	201.3	202.2
31	Giulio PUGLIESE	ITA	KTM	202.2	201.8	200.7	200.0	199.6	200.9	202.2
85	Kiattisak SINGHAPONG	THA	KTM	202.2	201.1	200.0	198.1	198.1	199.9	202.2
57	Cristian BORRELLI	ITA	KTM	201.8	201.1	201.1	199.6	199.2	200.6	201.8
4	Sullivan MOUNSEY	GBR	KTM	201.4	199.2	199.2	199.2	198.1	199.4	201.4
69	Fernando BUJOSA	SPA	KTM	201.4	200.7	197.0	195.6	194.5	197.8	201.4
71	Carlos CANO	SPA	KTM	201.4	200.3	200.0	199.6	198.8	200.0	201.4
72	David DA COSTA	FRA	KTM	201.1	200.0	199.6	197.8	197.4	199.2	201.1
23	Travis BORG	MLT	KTM	200.3	200.0	198.1	197.8	196.7	198.6	200.3
77	Kerman TINEZ	VEN	KTM	200.3	200.3	199.2	198.5	198.1	199.3	200.3
47	Tibor VARGA	HUN	KTM	200.0	199.6	199.6	199.2	198.1	199.3	200.0
32	Kiandra RAMADHIPA	INA	KTM	199.2	197.8	197.0	195.2	195.2	196.9	199.2

These data/results cannot be reproduced, stored and/or transmitted in whole or in part by any manner of electronic, mechanical, photocopying, recording, broadcasting or otherwise now known or herein after developed without the previous express consent by the copyright owner, except for reproduction in daily press and regular printed publications on sale to the public within 60 days of the event related to those data/results and always provided that copyright symbol appears together as follows below.

© MotoGP Sports Entertainment Group, 2026



Circuito de Jerez - Ángel Nieto 4423 m.

BEST PARTIAL TIMES

ESTRELLA GALICIA 0,0 GRAND PRIX OF SPAIN QUALIFYING PRACTICE

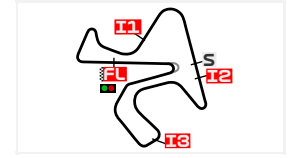
IT Ideal Lap Time, sum of the best partial times

BT Best Lap Time

Pos	T1		T2		T3		T4		Pos	IT		BT
	Rider	Time	Rider	Time	Rider	Time	Rider	Time		Rider	Time	
1	M.MARULANDA	28.578	G.PLANQUES	15.371	D.DA COSTA	31.479	F.BUJOSA	32.358	1	D.DA COSTA	1'47.988	1'48.461 (3)
2	C.CANO	28.644	B.FERNANDEZ	15.378	T.BORG	31.535	D.GONZALEZ	32.380	2	K.SINGHAPONG	1'48.038	1'48.515 (4)
3	D.DA COSTA	28.660	K.SINGHAPONG	15.397	F.BUJOSA	31.544	B.FERNANDEZ	32.405	3	F.BUJOSA	1'48.085	1'48.460 (2)
4	K.SINGHAPONG	28.685	D.DA COSTA	15.410	K.SINGHAPONG	31.551	K.SINGHAPONG	32.405	4	M.MARULANDA	1'48.208	1'48.517 (5)
5	D.GONZALEZ	28.694	Y.KARPUSHIN	15.417	M.MARULANDA	31.653	T.BORG	32.424	5	C.CANO	1'48.266	1'48.301 (1)
6	K.RAMADHIPA	28.720	F.BUJOSA	15.436	C.CANO	31.669	M.MARULANDA	32.438	6	T.BORG	1'48.282	1'48.728 (6)
7	F.BUJOSA	28.747	A.DAQUIGAN	15.452	Y.KARPUSHIN	31.697	D.DA COSTA	32.439	7	Y.KARPUSHIN	1'48.399	1'48.750 (7)
8	K.DANIEL	28.761	R.OGIWARA	15.474	K.RAMADHIPA	31.745	C.CANO	32.446	8	B.FERNANDEZ	1'48.401	1'48.785 (8)
9	T.BORG	28.765	E.SPARKS	15.486	S.MOUNSEY	31.791	A.ALMEIDA	32.450	9	D.GONZALEZ	1'48.461	1'48.877 (9)
10	B.FERNANDEZ	28.782	S.MOUNSEY	15.487	B.FERNANDEZ	31.836	G.PUGLIESE	32.465	10	G.PLANQUES	1'48.722	1'49.121 (15)
11	Y.KARPUSHIN	28.783	C.CANO	15.507	R.OGIWARA	31.862	K.TINEZ	32.474	11	K.RAMADHIPA	1'48.769	1'49.202 (17)
12	E.SPARKS	28.784	C.BORRELLI	15.513	D.GONZALEZ	31.867	F.KRATOCHWIL	32.498	12	R.OGIWARA	1'48.772	1'49.196 (16)
13	C.BORRELLI	28.810	D.GONZALEZ	15.520	A.FERNANDEZ	31.873	Y.KARPUSHIN	32.502	13	K.DANIEL	1'48.773	1'49.070 (14)
14	A.FERNANDEZ	28.831	G.PUGLIESE	15.521	C.BORRELLI	31.898	G.PLANQUES	32.503	14	C.BORRELLI	1'48.799	1'49.209 (18)
15	R.OGIWARA	28.853	M.MARULANDA	15.539	K.TINEZ	31.908	K.DANIEL	32.533	15	G.PUGLIESE	1'48.860	1'48.991 (10)
16	L.AGOSTINELL	28.893	K.DANIEL	15.544	G.PLANQUES	31.931	A.DAQUIGAN	32.536	16	S.MOUNSEY	1'48.865	1'49.017 (12)
17	A.ALMEIDA	28.894	J.VAN CRUGTEN	15.548	K.DANIEL	31.935	E.SPARKS	32.564	17	A.DAQUIGAN	1'48.898	1'49.036 (13)
18	G.PUGLIESE	28.903	A.ALMEIDA	15.550	F.KRATOCHWIL	31.942	C.BORRELLI	32.578	18	E.SPARKS	1'48.908	1'49.262 (21)
19	G.PLANQUES	28.917	F.KRATOCHWIL	15.557	G.PUGLIESE	31.971	R.OGIWARA	32.583	19	K.TINEZ	1'48.917	1'48.996 (11)
20	A.DAQUIGAN	28.927	T.BORG	15.558	A.DAQUIGAN	31.983	S.MOUNSEY	32.608	20	F.KRATOCHWIL	1'48.929	1'49.221 (19)
21	F.KRATOCHWIL	28.932	K.RAMADHIPA	15.575	T.VARGA	32.050	T.VARGA	32.660	21	A.ALMEIDA	1'48.961	1'49.233 (20)
22	T.VARGA	28.941	K.TINEZ	15.589	L.AGOSTINELL	32.067	A.FERNANDEZ	32.661	22	A.FERNANDEZ	1'48.969	1'49.381 (23)
23	K.TINEZ	28.946	A.FERNANDEZ	15.604	A.ALMEIDA	32.067	A.SCHMIDT	32.703	23	T.VARGA	1'49.265	1'49.349 (22)
24	S.MOUNSEY	28.979	T.VARGA	15.614	E.SPARKS	32.074	K.RAMADHIPA	32.729	24	L.AGOSTINELLI	1'49.332	1'49.646 (24)
25	J.VAN CRUGTEN	29.019	A.SCHMIDT	15.635	A.SCHMIDT	32.302	L.AGOSTINELLI	32.731	25	A.SCHMIDT	1'49.765	1'50.341 (26)

These data/results cannot be reproduced, stored and/or transmitted in whole or in part by any manner of electronic, mechanical, photocopying, recording, broadcasting or otherwise now known or herein after developed without the previous express consent by the copyright owner, except for reproduction in daily press and regular printed publications on sale to the public within 60 days of the event related to those data/results and always provided that copyright symbol appears together as follows below.

© MotoGP Sports Entertainment Group, 2026



Circuito de Jerez - Ángel Nieto 4423 m.

BEST PARTIAL TIMES

ESTRELLA GALICIA O,O GRAND PRIX OF SPAIN
 QUALIFYING PRACTICE

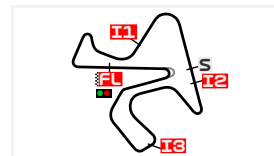
IT Ideal Lap Time, sum of the best partial times

BT Best Lap Time

Pos	T1		T2		T3		T4		Pos	Rider	IT	BT
	Rider	Time	Rider	Time	Rider	Time	Rider	Time				
26	A.SCHMIDT	29.125	L.AGOSTINELL	15.641	J.VAN CRUGTEN	32.400	J.VAN CRUGTEN	32.974	26	J.VAN CRUGTEN	1'49.941	1'49.944 (25)

These data/results cannot be reproduced, stored and/or transmitted in whole or in part by any manner of electronic, mechanical, photocopying, recording, broadcasting or otherwise now known or herein after developed without the previous express consent by the copyright owner, except for reproduction in daily press and regular printed publications on sale to the public within 60 days of the event related to those data/results and always provided that copyright symbol appears together as follows below.

© MotoGP Sports Entertainment Group, 2026



Circuito de Jerez - Ángel Nieto 4423 m.

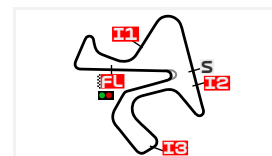
FASTEST LAPS SEQUENCE

ESTRELLA GALICIA O,O GRAND PRIX OF SPAIN QUALIFYING PRACTICE

<i>Practice Time</i>	<i>#</i>	<i>Rider</i>	<i>Nation</i>	<i>Motorcycle</i>	<i>Time</i>	<i>Km/h</i>	<i>Rider's Lap</i>
4'30.515	62	Ethan SPARKS	GBR	KTM	1'50.769	143.7	2
4'41.582	17	Yaroslav KARPUSHIN	KGZ	KTM	1'49.801	145.0	2
4'47.202	11	David GONZALEZ	SPA	KTM	1'49.773	145.0	2
4'47.627	69	Fernando BUJOSA	SPA	KTM	1'49.280	145.7	2
4'48.349	85	Kiattisak SINGHAPONG	THA	KTM	1'48.515	146.7	2
12'07.045	69	Fernando BUJOSA	SPA	KTM	1'48.460	146.8	6
15'54.331	71	Carlos CANO	SPA	KTM	1'48.301	147.0	8

These data/results cannot be reproduced, stored and/or transmitted in whole or in part by any manner of electronic, mechanical, photocopying, recording, broadcasting or otherwise now known or herein after developed without the previous express consent by the copyright owner, except for reproduction in daily press and regular printed publications on sale to the public within 60 days of the event related to those data/results and always provided that copyright symbol appears together as follows below.

© MotoGP Sports Entertainment Group, 2026



Circuito de Jerez - Ángel Nieto 4423 m.

CHRONOLOGICAL ANALYSIS OF PERFORMANCES

ESTRELLA GALICIA 0,0 GRAND PRIX OF SPAIN

QUALIFYING PRACTICE

* Lap / Sector time cancelled
P Crossing the finish line in pit lane

T1 Time from finish line to 1st intermediate
T2 Time from 1st intermed. to 2nd intermed.

T3 Time from 2nd intermed. to 3rd intermed.
T4 Time from 3rd intermediate to finish line

Lap	Lap Time	T1	T2	T3	T4	Speed	Lap	Lap Time	T1	T2	T3	T4	Speed		
1st	71	Carlos CANO		Red Bull Rookies - Spain		SPA	3	1'52.170	30.508	15.852	33.209	32.601	191.1		
		Runs=2	Total laps=11	Full laps=9	Valid laps=9		4	1'50.202	28.751	15.559	32.172	33.720	198.1		
1	2'15.556	P	39.461	17.526	35.435	30.687	176.4	5	1'55.386	28.817	15.485	34.075	37.009	202.2	
2	2'10.721		40.605	20.370	36.402	33.344	120.8	6	1'48.621	28.985	15.680	31.551	32.405	196.7	
3	1'50.160		28.918	15.507	32.358	33.377	200.3	7	1'48.610	28.685	15.723	31.796	32.406	200.0	
4	1'56.092		29.032	15.697	32.230	39.133	197.0	8	1'47.938	P	30.983	15.760	34.371	26.824	188.8
5	1'48.845		28.720	15.554	31.990	32.581	199.6	9	1'59.077		37.168	16.132	32.796	32.981	189.1
6	1'51.225		29.524	16.085	32.436	33.180	192.1	10	1'50.133		29.199	15.816	32.142	32.976	193.5
7	1'51.795		28.729	16.417	33.277	33.372	182.7								
8	1'48.301		28.644	15.542	31.669	32.446	198.1								
9	1'56.011		33.584	15.938	33.016	33.473	200.0								
10	1'51.037		29.181	15.584	32.546	33.726	198.8								
11	1'50.602		29.259	15.766	32.207	33.370	201.4								
2nd	69	Fernando BUJOSA		Red Bull Rookies - Spain		SPA									
		Runs=1	Total laps=11	Full laps=10	Valid laps=9										
1	2'58.347		45.308	16.076	32.678	33.724	194.5								
2	1'49.280		28.795	15.572	31.962	32.951	197.0								
3	1'48.613		28.784	15.600	31.768	32.461	200.7								
4	1'53.380		28.904	15.778	32.886	35.812	194.2								
5	1'48.965		28.828	15.436	31.811	32.890	201.4								
6	1'48.460		28.842	15.648	31.612	32.358	193.5								
7	1'49.872	*	29.449	15.956	31.712	32.755	192.1								
8	1'48.996		28.907	15.844	31.636	32.609	192.1								
9	1'51.657		28.747	15.773	33.386	33.751	193.2								
10	1'48.613		28.747	15.642	31.544	32.680	195.6								
11	1'51.059		28.865	16.047	33.050	33.097	184.6								
3rd	72	David DA COSTA		Red Bull Rookies - Franc		FRA									
		Runs=1	Total laps=7	Full laps=6	Valid laps=5										
1	2'59.130		44.458	16.286	33.595	33.748	191.8								
2	1'49.614	*	28.945	15.625	31.881	33.163	197.8								
3	1'50.994		30.435	15.702	32.196	32.661	196.0								
4	1'51.144		28.660	15.422	31.971	35.091	200.0								
5	1'48.748		29.004	15.410	31.895	32.439	201.1								
6	1'49.799		28.885	15.536	31.986	33.392	199.6								
7	1'48.461		28.885	15.657	31.479	32.440	196.3								
	PIT		37.514	15.867	32.457	26.418	197.4								
4th	85	Kiattisak SINGHAPONG		Red Bull Rookies - Thail		THA									
		Runs=2	Total laps=10	Full laps=7	Valid laps=7										
1	2'59.834		43.398	15.768	33.198	33.269	198.1								
2	1'48.515		28.911	15.397	31.726	32.481	201.1								
5th	27	Mateo MARULANDA		Red Bull Rookies - Colo		COL									
		Runs=1	Total laps=11	Full laps=10	Valid laps=8										
1	2'56.828		47.203	18.166	39.935	33.319	179.4								
2	1'51.566	*	28.861	15.750	33.703	33.252	197.8								
3	1'49.205		28.886	15.663	31.863	32.793	199.6								
4	1'51.462		28.578	15.539	32.128	35.217	203.0								
5	1'49.518	*	28.806	15.585	32.167	32.960	199.6								
6	1'50.323		29.393	15.566	32.360	33.004	201.1								
7	1'48.579		28.772	15.696	31.673	32.438	196.7								
8	1'48.517		28.793	15.605	31.653	32.466	198.5								
9	1'50.878		28.709	15.680	33.386	33.103	197.8								
10	1'49.659		29.008	16.019	31.947	32.685	190.1								
11	1'49.177		28.795	15.609	31.783	32.990	198.5								
6th	23	Travis BORG		Red Bull Rookies - Malta		MLT									
		Runs=1	Total laps=9	Full laps=8	Valid laps=8										
1	2'56.350		48.984	16.371	33.843	33.205	183.6								
2	1'53.941		29.056	15.829	34.768	34.288	190.8								
3	1'48.881		29.175	15.558	31.724	32.424	200.0								
4	1'49.771		28.842	15.585	32.016	33.328	200.3								
5	1'49.076		28.888	15.632	32.076	32.480	196.7								
6	1'48.917		28.801	15.803	31.777	32.536	193.5								
7	1'50.466		29.623	16.013	32.083	32.747	191.4								
8	1'48.728		29.026	15.583	31.677	32.442	198.1								
9	1'51.953		28.825	15.605	33.476	34.047	197.8								
	PIT		28.765	15.621	31.535	31.175	196.3								
7th	17	Yaroslav KARPUSHIN		Red Bull Rookies - Kyrq		KGZ									
		Runs=1	Total laps=11	Full laps=10	Valid laps=10										
1	2'51.781		50.016	16.842	34.801	33.734	191.8								
2	1'49.801		29.264	15.833	31.955	32.749	195.2								
3	2'00.110		39.587	15.821	31.927	32.775	195.2								
4	1'49.569		28.854	15.793	31.851	33.071	195.2								
5	1'51.495		29.576	15.725	32.802	33.392	199.2								

Fastest Lap: Carlos CANO SPA Red Bull Rookies - Spain **1'48.301** 28.644 15.542 31.669 32.446

These data/results cannot be reproduced, stored and/or transmitted in whole or in part by any manner of electronic, mechanical, photocopying, recording, broadcasting or otherwise now known or herein after developed without the previous express consent by the copyright owner, except for reproduction in daily press and regular printed publications on sale to the public within 60 days of the event related to those data/results and always provided that copyright symbol appears together as follows below.

© MotoGP Sports Entertainment Group, 2026

Qualifying Practice

RookiesCup™

Lap	Lap Time	T1	T2	T3	T4	Speed	Lap	Lap Time	T1	T2	T3	T4	Speed
6	1'48.750	28.896	15.655	31.697	32.502	197.8	5	2'00.714	32.894	16.421	38.448	32.951	182.1
7	1'50.599	29.255	15.707	32.550	33.087	198.1	6	1'51.799	29.645	15.939	33.121	33.094	190.8
8	1'51.401	29.330	15.882	32.664	33.525	196.7	7	1'48.996	28.954	15.644	31.924	32.474	197.0
9	1'58.592	29.986	16.191	39.179	33.236	193.8	8	1'52.701	28.946	15.589	31.940	36.226	198.5
10	1'52.085	29.276	15.829	32.875	34.105	194.9	9	1'54.924	29.063	15.700	36.647	33.514	200.3
11	1'49.013	28.783	15.417	31.942	32.871	206.1	10	1'51.624	29.141	15.734	32.352	34.397	198.1
							11	1'51.464	29.197	15.642	32.978	33.647	200.3
8th	7	Beñat FERNANDEZ		Red Bull Rookies - Spain		SPA							
		Runs=1	Total laps=11	Full laps=10	Valid laps=8								
1	2'58.658	44.687	15.925	32.839	33.766	197.8							
2	1'49.338	28.782	15.528	32.082	32.946	198.8							
3	1'49.864	29.045	15.378	32.022	33.419	201.1							
4	1'53.281	28.820	15.501	32.055	36.905	200.0							
5	1'50.351 *	29.312	15.521	32.021	33.497 *	202.2							
6	1'48.995	28.917	15.616	31.836	32.626	197.8							
7	1'48.785	28.843	15.589	31.948	32.405	199.6							
8	1'55.163 *	28.994	15.676	35.012	35.481 *	196.7							
9	1'55.837	33.429	15.912	32.946	33.550	197.4							
10	1'51.912	29.326	15.569	32.275	34.742	201.1							
11	1'49.442	28.848	15.489	32.125	32.980	203.0							
12th	4	Sullivan MOUNSEY		Red Bull Rookies - Grea		GBR							
		Runs=1	Total laps=11	Full laps=10	Valid laps=8								
1	2'49.796	36.807	16.286	36.021	35.550	189.8							
2	1'53.762	30.922	16.202	33.428	33.210	193.2							
3	1'49.686	29.167	15.779	32.111	32.629	198.1							
4	1'49.344	29.028	15.731	31.904	32.681	196.0							
5	1'56.045	32.196	17.043	34.038	32.768	183.0							
6	1'51.060 *	29.161	15.681	32.150	34.068 *	197.8							
7	1'49.017	28.979	15.639	31.791	32.608	199.2							
8	1'57.382	29.288	16.289	35.091	36.714	179.4							
9	1'53.964	29.115	15.599	32.704	36.546	199.2							
10	1'51.625	29.247	15.487	32.351	34.540	201.4							
11	1'49.967 *	29.026	15.683	32.347	32.911 *	199.2							
9th	11	David GONZALEZ		Red Bull Rookies - Spain		SPA							
		Runs=2	Total laps=11	Full laps=8	Valid laps=7								
1	2'57.429	37.212	16.250	33.078	33.511	193.2							
2	1'49.773	28.938	15.691	32.282	32.862	197.4							
3	1'49.054	28.973	15.641	31.867	32.573	197.0							
4	1'56.811	29.281	15.832	33.489	38.209	200.7							
5	1'51.160	29.136	15.916	32.704	33.404	197.0							
6	1'48.877	28.948	15.554	31.995	32.380	199.2							
7	1'50.746	29.850	15.955	32.217	32.724	197.0							
8	1'50.718	28.694	15.520	32.989	33.515	203.7							
9	1'46.081 P	30.020	15.952	32.675	27.434	194.5							
10	1'52.113	31.203	15.918	32.087	32.905	193.5							
11	1'51.628 *	29.855 *	16.224	32.351	33.198	192.8							
13th	51	Alfonsi DAQUIGAN		Red Bull Rookies - Philip		PHI							
		Runs=1	Total laps=10	Full laps=9	Valid laps=8								
1	2'49.928	38.818	16.266	35.797	34.852	192.8							
2	1'54.254	31.723	15.773	33.419	33.339	200.3							
3	1'49.595	29.157	15.452	32.413	32.573	203.7							
4	1'49.080	28.982	15.579	31.983	32.536	201.8							
5	1'56.128	32.144	16.927	34.369	32.688	185.8							
6	1'50.967 *	29.184	15.452	32.177	34.154 *	202.6							
7	1'49.036	28.980	15.484	32.035	32.537	202.2							
8	1'54.376	30.336	15.621	33.013	35.406	199.6							
9	1'55.659	30.003	17.064	34.487	34.105	157.8							
10	1'54.310	28.927	15.829	34.975	34.579	194.5							
	PIT	51.042	18.445	34.585	27.913	179.4							
10th	31	Giulio PUGLIESE		Red Bull Rookies - Italy		ITA							
		Runs=1	Total laps=11	Full laps=10	Valid laps=9								
1	2'49.829	37.331	16.032	35.728	35.685	199.2							
2	1'53.775	30.775	16.303	33.330	33.367	191.4							
3	1'53.617	29.121	15.708	32.636	36.152	197.8							
4	1'55.792	28.928	15.521	33.030	38.313	202.2							
5	1'51.376	29.289	15.926	32.758	33.403	199.6							
6	1'48.991	28.971	15.584	31.971	32.465	200.0							
7	1'51.022	29.737	16.128	32.459	32.698	191.8							
8	1'50.398	28.903	15.576	32.344	33.575	200.7							
9	1'55.239 *	29.907	15.901	32.790	36.641 *	196.7							
10	1'53.052	28.970	15.698	33.764	34.620	198.8							
11	1'50.940	29.075	15.751	32.700	33.414	201.8							
11th	77	Kerman TINEZ		Red Bull Rookies - Vene		VEN							
		Runs=1	Total laps=11	Full laps=10	Valid laps=10								
1	2'52.999	39.777	18.136	35.518	33.719	178.5							
2	1'50.938	29.027	15.866	32.782	33.263	199.2							
3	1'49.382	29.203	15.645	31.942	32.592	194.9							
4	1'49.229	28.988	15.787	31.908	32.546	197.4							
14th	70	Kristian DANIEL		Red Bull Rookies - Unite		USA							
		Runs=1	Total laps=11	Full laps=10	Valid laps=8								
1	2'50.219	48.287	16.162	34.300	34.833	199.2							
2	1'51.111	30.189	15.847	32.281	32.794	194.9							
3	1'57.659	30.739	17.437	32.824	36.659	156.9							
4	1'52.284 *	28.964	15.544	31.935	35.841 *	200.3							
5	1'50.130	29.268	15.624	32.179	33.059	203.3							
6	1'49.253	28.845	15.722	32.000	32.686	199.2							
7	1'49.070	28.761	15.725	32.051	32.533	201.8							
8	1'53.199	28.847	15.574	32.959	35.819	200.0							
9	1'58.000	30.051	17.661	37.037	33.251	143.6							
10	1'50.680 *	28.887	15.609	32.385	33.799 *	203.7							
11	1'49.747	29.039	15.721	32.102	32.885	198.1							
15th	24	Guillem PLANQUES		Red Bull Rookies - Franc		FRA							
		Runs=1	Total laps=11	Full laps=10	Valid laps=9								
1	2'57.676	42.674	16.136	32.963	33.561	194.2							
2	1'50.142	28.951	15.546	32.630	33.015	199.6							
3	1'49.121	28.973	15.371	32.048	32.729	200.3							

Fastest Lap: Carlos CANO SPA Red Bull Rookies - Spain **1'48.301** 28.644 15.542 31.669 32.446

These data/results cannot be reproduced, stored and/or transmitted in whole or in part by any manner of electronic, mechanical, photocopying, recording, broadcasting or otherwise now known or herein after developed without the previous express consent by the copyright owner, except for reproduction in daily press and regular printed publications on sale to the public within 60 days of the event related to those data/results and always provided that copyright symbol appears together as follows below.
 © MotoGP Sports Entertainment Group, 2026

Qualifying Practice

RookiesCup™

Lap	Lap Time	T1	T2	T3	T4	Speed	Lap	Lap Time	T1	T2	T3	T4	Speed
4	1'53.136	28.934	15.537	32.658	36.007	201.1	6	1'50.424	29.026	15.664	32.444	33.290	198.1
5	1'52.782 *	28.917	15.548	33.111	35.206 *	200.7	7	1'51.645	30.189	15.841	32.695	32.920	200.0
6	1'49.409	29.134	15.496	32.276	32.503	203.0	8	1'51.503	28.932	15.623	31.942	35.006	201.1
7	1'50.171	28.936	15.523	32.436	33.276	202.2	9	1'58.695	32.293	16.203	33.775	36.424	189.1
8	1'52.907	29.122	16.005	32.549	35.231	194.5	10	1'52.466	29.234	15.719	33.396	34.117	198.8
9	1'56.124	29.682	15.733	33.012	37.697	197.0	11	1'50.296	28.971	15.584	32.507	33.234	203.7
10	1'53.119	29.730	15.837	33.284	34.268	196.7	20th 10 Afonso ALMEIDA Red Bull Rookies - Port POR						
11	1'49.514	28.964	15.515	31.931	33.104	200.3	Runs=1	Total laps=11	Full laps=10	Valid laps=8			
16th 97 Ryota OGIWARA Red Bull Rookies - Japa JPN													
1	2'59.238	44.029	16.013	32.872	33.232	196.0	1	2'50.341	48.334	16.487	34.868	34.441	193.5
2	1'49.551	29.118	15.519	32.137	32.777	201.8	2	1'53.334	30.870	15.899	33.374	33.191	196.7
3	1'49.507	29.215	15.578	32.105	32.609	199.2	3	1'49.895	29.514	15.550	32.225	32.606	198.1
4	1'52.851	29.387	15.652	33.850	33.962	197.0	4	1'49.347	29.092	15.686	32.067	32.502	197.8
5	1'51.500	29.089	15.672	32.197	34.542	200.3	5	1'57.816	32.537	16.557	35.360	33.362	182.7
6	1'49.196	29.164	15.587	31.862	32.583	202.2	6	1'49.528 *	29.001	15.648	32.117	32.762 *	198.1
7	1'51.346	28.975	15.723	33.451	33.197	200.0	7	1'49.233	29.039	15.662	32.082	32.450	200.3
8	1'49.890	28.853	15.534	32.258	33.245	201.4	8	1'54.561	28.894	15.642	32.253	37.772	198.5
9	1'56.921	30.232	16.198	37.097	33.394	190.4	9	1'56.886	29.512	16.594	37.075	33.705	180.6
10	1'53.863	29.409	15.474	32.381	36.599	203.7	10	1'51.822 *	29.313	15.622	32.185	34.702 *	202.2
11	1'50.322	28.931	15.520	32.462	33.409	204.5	11	1'50.611	29.319	15.741	32.337	33.214	197.8
17th 32 Kiandra RAMADHIPA Red Bull Rookies - Indo INA													
1	2'49.739	36.969	16.355	35.613	35.959	191.4	21st 62 Ethan SPARKS Red Bull Rookies - Grea GBR						
2	1'53.617	30.789	16.270	33.358	33.200	192.8	Runs=2	Total laps=11	Full laps=8	Valid laps=8			
3	1'49.483	29.099	15.840	31.745	32.799	193.8	1	2'39.746	35.524	16.666	33.679	33.965	191.1
4	1'49.278	28.971	15.810	31.768	32.729	195.2	2	1'50.769	29.329	15.984	32.272	33.184	195.2
5	1'58.673	33.104	16.564	35.501	33.504	182.1	3	1'49.620 P	29.409	16.010	33.509	30.692	193.8
6	1'50.768	29.218	15.941	32.406	33.203	195.2	4	1'53.323	31.811	15.881	32.272	33.359	196.7
7	1'51.546	29.186	16.271	32.790	33.299	188.8	5	1'49.705	28.943	15.661	32.099	33.002	199.2
8	1'52.674	28.720	15.698	31.981	36.275	197.8	6	1'49.331	28.878	15.577	32.178	32.698	200.7
9	1'53.829	29.110	15.784	35.716	33.219	197.0	7	1'49.262	28.784	15.802	32.112	32.564	198.1
10	1'49.202	28.908	15.575	31.880	32.839	199.2	8	1'54.171	28.848	15.547	32.311	37.465	203.0
11	1'49.848	28.979	16.104	31.864	32.901	193.2	9	1'49.524	29.056	15.744	32.074	32.650	200.3
18th 57 Cristian BORRELLI Red Bull Rookies - Italy ITA													
1	2'53.627	38.504	17.085	35.508	33.690	183.9	10	1'57.542	29.197	16.148	38.792	33.405	192.1
2	1'55.814	29.285	15.690	36.812	34.027	199.2	11	1'49.363	28.843	15.486	32.361	32.673	203.3
3	1'50.532	30.022	15.699	32.130	32.681	201.1	22nd 47 Tibor VARGA Red Bull Rookies - Hung HUN						
4	1'51.100	28.810	15.569	32.011	34.710	198.8	Runs=1	Total laps=11	Full laps=10	Valid laps=10			
5	1'49.592	29.133	15.654	31.963	32.842	201.1	1	2'51.405	38.307	16.138	36.694	35.335	196.7
6	1'49.209	28.918	15.698	32.015	32.578	196.7	2	1'50.915	29.399	16.130	32.502	32.884	191.1
7	1'50.402	29.865	15.513	32.218	32.806	201.8	3	1'55.646	32.544	17.582	32.480	33.040	158.3
8	1'52.677	28.886	15.599	31.898	36.294	199.6	4	1'51.989	29.234	15.641	32.359	34.755	200.0
19th 20 Fynn KRATOCHWIL Red Bull Rookies - Germ GER													
1	2'50.848	40.717	16.425	34.680	35.277	194.9	5	1'49.349	28.941	15.614	32.134	32.660	199.6
2	1'56.481	31.232	16.107	36.014	33.128	193.8	6	1'49.968	29.009	15.656	32.169	33.134	198.1
3	1'49.221	29.031	15.557	32.135	32.498	201.8	7	1'49.839	29.062	15.932	32.050	32.795	194.2
4	1'52.571	29.004	15.745	32.871	34.951	199.2	8	1'57.454	29.214	15.653	32.473	40.114	199.6
5	1'49.549	29.115	15.569	32.298	32.567	201.4	9	1'52.014	29.153	15.746	33.822	33.293	199.2
23rd 22 Alejandra FERNANDEZ Red Bull Rookies - Spain SPA													
1	2'49.671	44.792	16.154	35.765	35.690	193.8	10	1'50.459	29.285	15.947	32.364	32.863	191.4
2	1'54.908	31.186	16.229	34.071	33.422	190.4	11	1'50.628	29.615	15.945	32.155	32.913	194.9
3	1'49.505	29.024	15.661	32.159	32.661	200.0	Fastest Lap: Carlos CANO SPA Red Bull Rookies - Spain 1'48.301 28.644 15.542 31.669 32.446						
4	1'49.381	29.016	15.760	31.873	32.732	198.5							

These data/results cannot be reproduced, stored and/or transmitted in whole or in part by any manner of electronic, mechanical, photocopying, recording, broadcasting or otherwise now known or herein after developed without the previous express consent by the copyright owner, except for reproduction in daily press and regular printed publications on sale to the public within 60 days of the event related to those data/results and always provided that copyright symbol appears together as follows below.

© MotoGP Sports Entertainment Group, 2026

Qualifying Practice

RookiesCup™

Lap	Lap Time	T1	T2	T3	T4	Speed	Lap	Lap Time	T1	T2	T3	T4	Speed
5	1'55.902	32.111	16.578	34.373	32.840	183.9							
6	1'51.463	29.116	15.755	33.425	33.167	200.0							
7	1'50.225	29.019	15.693	32.556	32.957	199.6							
8	1'51.570	28.831	15.615	32.012	35.112	201.1							
9	1'59.905	34.014	16.547	35.939	33.405	184.6							
10	1'51.067	29.017	15.620	32.562	33.868	203.0							
11	1'50.846	29.120	15.604	32.801	33.321	202.2							

24th **9** **Luca AGOSTINELLI** Red Bull Rookies - Vietn VIE
 Runs=1 Total laps=11 Full laps=10 Valid laps=9

1	2'49.590	36.886	16.235	36.390	34.840	194.9
2	1'57.978	32.363	15.863	36.551	33.201	197.4
3	1'50.705	29.674	15.899	32.293	32.839	197.0
4	1'54.563	29.161	15.675	32.171	37.556	200.0
5	1'50.896	29.344	15.886	32.632	33.034	196.3
6	1'50.716	29.607	15.751	32.183	33.175	199.6
7	1'50.544	28.893	15.755	33.091	32.805	199.2
8	1'49.646	29.064	15.784	32.067	32.731	197.8
9	1'56.014	33.391	15.897	33.405	33.321	198.1
10	1'52.424 *	29.117	15.641	32.526	35.140 *	202.2
11	1'50.899	29.093	15.728	32.175	33.903	200.3

25th **36** **Jurrien VAN CRUGTEN** Red Bull Rookies - Neth NED
 Runs=1 Total laps=11 Full laps=10 Valid laps=8

1	2'49.131	38.821	16.019	36.139	34.266	195.2
2	1'52.890 *	29.831	16.170	33.925	32.964 *	190.8
3	1'54.887	32.654	16.117	33.114	33.002	191.4
4	1'53.323	29.173	15.618	33.419	35.113	199.6
5	1'50.400	29.167	15.642	32.428	33.163	197.8
6	1'51.185	29.451	15.984	32.400	33.350	194.2
7	1'50.519 *	29.304	15.612	32.558	33.045 *	199.2
8	1'52.229	29.144	15.895	32.855	34.335	195.2
9	1'55.197	29.855	16.447	33.146	35.749	187.5
10	1'52.089	29.077	15.951	32.757	34.304	196.3
11	1'49.944	29.019	15.548	32.403	32.974	203.3

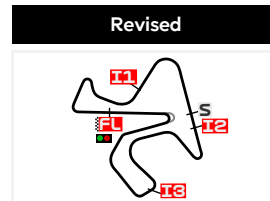
26th **18** **Archie SCHMIDT** Red Bull Rookies - Austr AUS
 Runs=2 Total laps=11 Full laps=9 Valid laps=9

1	2'15.096 P	42.551	16.560	33.863	29.700	192.5
2	2'09.074	41.368	17.055	37.058	33.593	191.8
3	1'51.975	29.521	15.867	33.207	33.380	197.4
4	1'52.938	29.447	15.722	33.116	34.653	201.4
5	1'51.634	29.487	15.950	32.862	33.335	200.7
6	1'50.341	29.309	15.735	32.594	32.703	200.3
7	1'54.225	29.125	15.635	32.786	36.679	199.2
8	1'50.507	29.298	15.665	32.483	33.061	201.1
9	1'54.110	29.437	15.924	34.738	34.011	202.2
10	1'53.982	29.313	15.816	32.949	35.904	201.1
11	1'50.347	29.388	15.714	32.302	32.943	198.8

Fastest Lap: Carlos CANO SPA Red Bull Rookies - Spain **1'48.301** 28.644 15.542 31.669 32.446

These data/results cannot be reproduced, stored and/or transmitted in whole or in part by any manner of electronic, mechanical, photocopying, recording, broadcasting or otherwise now known or herein after developed without the previous express consent by the copyright owner, except for reproduction in daily press and regular printed publications on sale to the public within 60 days of the event related to those data/results and always provided that copyright symbol appears together as follows below.

© MotoGP Sports Entertainment Group, 2026



Circuito de Jerez - Ángel Nieto 1,423 m.

OFFICIAL STARTING GRID

ESTRELLA GALICIA O,O GRAND PRIX OF SPAIN

RACE : 14 LAPS = 61.922 KM

1	1 1'48.301 71 Carlos CANO KTM	2 1'48.460 69 Fernando BUJOSA KTM	3 1'48.461 72 David DA COSTA KTM
2	4 1'48.515 85 Kiattisak SINGHAPONG KTM	5 1'48.517 27 Mateo MARULANDA KTM	6 1'48.728 23 Travis BORG KTM
3	7 1'48.750 17 Yaroslav KARPUSHIN KTM	8 1'48.785 7 Beñat FERNANDEZ KTM	9 1'48.877 11 David GONZALEZ KTM
4	10 1'48.991 31 Giulio PUGLIESE KTM	11 1'48.996 77 Kerman TINEZ KTM	12 1'49.036 51 Alfonsi DAQUIGAN KTM
5	13 1'49.121 24 Guillem PLANQUES KTM	14 1'49.196 97 Ryota OGIWARA KTM	15 1'49.202 32 Kiandra RAMADHIPA KTM
6	16 1'49.209 57 Cristian BORRELLI KTM	17 1'49.221 20 Fynn KRATOCHWIL KTM	18 1'49.233 10 Afonso ALMEIDA KTM
7	19 1'49.262 62 Ethan SPARKS KTM	20 1'49.349 47 Tibor VARGA KTM	21 1'49.381 22 Alejandra FERNANDEZ KTM

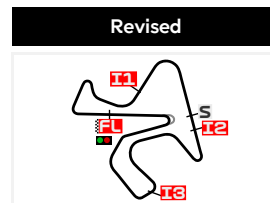
FIM RookiesCup Stewards grid penalty for riders #4 & #70

The results are provisional until the end of the limit for protest and appeals.

Time limit for protest expires 60' after publication of the results - **Miguel A. RODRIGUEZ** Time: **08:54**

These data/results cannot be reproduced, stored and/or transmitted in whole or in part by any manner of electronic, mechanical, photocopying, recording, broadcasting or otherwise now known or herein after developed without the previous express consent by the copyright owner, except for reproduction in daily press and regular printed publications on sale to the public within 60 days of the event related to those data/results and always provided that copyright symbol appears together as follows below.

© MotoGP Sports Entertainment Group, 2026



Circuito de Jerez - Ángel Nieto 1,423 m.

OFFICIAL STARTING GRID

ESTRELLA GALICIA 0,0 GRAND PRIX OF SPAIN

RACE : 14 LAPS = 61.922 KM

8

22
1'49.646
9 Luca AGOSTINELLI
KTM

23
1'49.944
36 Jurrien VAN CRUGTEN
KTM

24
1'49.017
4 Sullivan MOUNSEY
KTM

9

25
1'50.341
18 Archie SCHMIDT
KTM

26
1'49.070
70 Kristian DANIEL
KTM

FIM RookiesCup Stewards grid penalty for riders #4 & #70

The results are provisional until the end of the limit for protest and appeals.

Time limit for protest expires 60' after publication of the results - **Miguel A. RODRIGUEZ** Time: **08:54**

These data/results cannot be reproduced, stored and/or transmitted in whole or in part by any manner of electronic, mechanical, photocopying, recording, broadcasting or otherwise now known or herein after developed without the previous express consent by the copyright owner, except for reproduction in daily press and regular printed publications on sale to the public within 60 days of the event related to those data/results and always provided that copyright symbol appears together as follows below.

© MotoGP Sports Entertainment Group, 2026